RESEARCHES OF THE DEPARTMENT OF TERRESTRIAL MAGNETISM

VOLUME XXII

Cosmic-Ray Results

Huancayo, Peru, January 1960–December 1968

Instituto Geofísico de Huancayo

Fredericksburg, Virginia, January 1960–December 1968

U. S. Coast and Geodetic Survey
Fredericksburg Magnetic Observatory

Christchurch, New Zealand, January 1959–December 1961

Department of Scientific and Industrial Research, Magnetic Survey Division

Godhavn, Greenland, January 1951–December 1953

Det Danske Meteorologiske Institut, Geofysisk Observatorium

LISELOTTE BEACH
SCOTT E. FORBUSH

Carnegie Institution of Washington Publication 175

Washington, D. C.

1969

RESEARCHES OF THE DEPARTMENT OF TERRESTRIAL MAGNETISM

VOLUME XXII

Cosmic-Ray Results

Huancayo, Peru, January 1960–December 1968

Instituto Geofísico de Huancayo

Fredericksburg, Virginia, January 1960–December 1968

U. S. Coast and Geodetic Survey
Fredericksburg Magnetic Observatory

Christchurch, New Zealand, January 1959–December 1961

Department of Scientific and Industrial Research, Magnetic Survey Division

Godhavn, Greenland, January 1951–December 1953

Det Danske Meteorologiske Institut, Geofysisk Observatorium

LISELOTTE BEACH
SCOTT E. FORBUSH

Carnegie Institution of Washington Publication 175

Washington, D. C.

1969

This book issued December 1969

Sauls Lithograph Company, Inc., Washington, D. C.

FOREWORD

This fourth volume of *Cosmic-Ray Results* is a compilation of data for the past nine years, assembled by the Department of Terrestrial Magnetism, Carnegie Institution of Washington. The present volume contains data from Carnegie Institution of Washington's Compton-Bennett cosmic-ray ionization chambers at Fredericksburg, Virginia; Huancayo, Peru; Christchurch, New Zealand; and Godhavn, Greenland. These stations have been operated and maintained with care by many local personnel who have an abiding faith that long-term observations of cosmic phenomena are useful.

Men are short-lived on the cosmic scale—yielding their personal abundance and contributions over thirty years or so in any selected area of their interest. Can a cosmologist add significantly to understanding during his lifetime of only one part in 3×10^9 of the cosmic cycle, which is now thought to be about 80 billion years? The answer is clearly yes, and emphatically so. Not *all* the meaning or physical understanding certainly. But parts of it, yes. Enough parts, indeed, to augment our understanding of the nature of the universe about us, and to map some ways to continue the search for knowledge.

From the data in the present volume and those previously compiled, an apparent systematic variation with a period of two sunspot cycles has been discovered in the diurnal variation. This variation is in phase with the cyclical reversal of the magnetic field of our nearest star, the Sun.* A longer time of observation—more than one and a half cycles—is desirable to reaffirm this effect which, though not understood, is doubtless related to the Sun's general magnetic field and that in the spiral streams from the Sun.

Volume XXII, mostly numbers on approximately 300 pages, will add to the prior volumes. Other generations will have them for their consideration; hence, we are proud to submit them to the indelible page. They are irreplaceable and irrevocable history; records, fallible in technical acumen as viewed by future scientists, perhaps, but nonetheless the best we know how to obtain within our means, intellectual and financial. The metaphor is not strained in comparing these less dramatic records to Darwin's careful observations, and Captain Cook's log of exploration—the former to give rise to the idea of organic evolution, the latter to yield the conviction of the relation of the continents one to the other and of unsuspected islands between.

This volume is for the specialist. We make no apologies. We have the faith that among the community of specialists there will be one and perhaps many who will proceed deeply and learn how to dig significant signals out of what is apparent noise and to teach, if not us, new generations new qualities of the universe we strive to understand and appreciate, and turn their learning toward the benefit of mankind. Few, outside this Department, know the meticulous care which Liselotte Beach and Scott Forbush exercised in preparing this volume. For two decades and until very recently, Mrs. Beach carried out the compilation entirely "by hand." Scott Forbush has lent a lifetime of wisdom to these volumes, of which Volume XXII will be, we trust, not the last.

ELLIS T. BOLTON, *Director*

* *Carnegie Institution of Washington Year Book 67* (1967–1968)

Blank page retained for pagination

PREFACE

The Compton-Bennett ionization chambers which provided data for this volume were operated and maintained with the unselfish enthusiastic cooperation of several organizations and individuals. For making available the records from equipment belonging to the Huancayo Magnetic Observatory we are grateful to Alberto A. Giesecke, Jr., Director, and to the staff of the Instituto Geofísico del Peru.

We gratefully acknowledge our debt to the Director of the U. S. Coast and Geodetic Survey, Environmental Science Services Administration, for providing housing for the cosmic-ray meter at its Fredericksburg Geomagnetic Center. We express our appreciation to the Chief and the staff of the Fredericksburg Geomagnetic Center for their efficient operation and maintenance of the equipment. We acknowledge the cooperation of the Director, Magnetic Survey Division, Department of Scientific and Industrial Research of New Zealand, for making available the facilities of the Geophysical Observatory at Christchurch; and to the Director and staff of that observatory we are particularly grateful, not only for efficient operation and maintenance of the meter, but also for scaling all the hourly cosmic-ray records for that station from April 1936 to December 1961. We thank the Director of Det Danske Meteorologiske Institut, and the Director and staff of its Geofysisk Observatorium at Godhavn, Greenland, for the effective operation and maintenance of the meter there. Grateful acknowledgment is made to the Government of Denmark for transportation of supplies to Godhavn.

On July 1, 1959, the cosmic-ray meters at Christchurch, New Zealand, and at Godhavn, Greenland, were turned over to, respectively, the Department of Scientific and Industrial Research and the Danske Meteorologiske Institut.

LISELOTTE BEACH
SCOTT E. FORBUSH
Department of Terrestrial Magnetism
March 1, 1969

Blank page retained for pagination

CONTENTS

Foreword iii

Preface v

Introduction 1

Reduction of Data 1

Barometric Pressure Corrections to the Cosmic-Ray Ionization at Huancayo and the Change in Ion-Chamber Sensitivity after about 1955 3

References 9

Description of Tables 10

List of Tables 11

Tables 1–300 12

Fredericksburg, Virginia; Christchurch, New Zealand; and Godhavn, Greenland

INTRODUCTION

Volume XIV and volume XX of *Researches of the Department of Terrestrial Magnetism* (Carnegie Institution of Washington Publication 175) contained cosmic-ray data from Huancayo, Cheltenham, Christchurch, and Godhavn. Volume XIV contained bihourly mean values for Huancayo and summaries of data for all four stations through 1946. Volume XX extended the summaries from Huancayo, Cheltenham, and Christchurch through 1955 and from Godhavn through 1950, and in addition included not only bihourly mean values from Huancayo for the period January 1946 through December 1955 but also bihourly mean values from Cheltenham for the period March 1937 through December 1955.

Volume XIV described a typical installation, the instrument used, the absolute values of ionization, and procedures for reduction of the data. It also gave the geographical coordinates, the altitude, and the geomagnetic latitude of the stations. The Fredericksburg Magnetic Observatory is located at geographic latitude 38°12′N and longitude 77°22′W at an elevation of 69 meters above sea level.

Volume XXI included data subsequently obtained through 1959 from Huancayo and Cheltenham-Fredericksburg. The station at Cheltenham was moved to Fredericksburg on October 5, 1956; care was taken to ensure that there is no discontinuity in the published values at the time of this transfer. Bihourly means and summaries for Huancayo and Cheltenham-Fredericksburg were included. Summaries for Christchurch were for the period January 1956 through June 1959. Bihourly means and summaries for Godhavn are for the period January 1954 through July 1959. Also included are bihourly means and summaries from Universidad Nacional de México, Instituto de Geofísica, for the IGY period July 1957 through December 1958.

The present volume contains bihourly means and summaries: for Huancayo and for Fredericksburg, January 1960 to December 1968, and for Godhavn, January 1951 to December 1953, previously unpublished; for Christchurch only summaries, January 1959 to December 1961, are included.

REDUCTION OF DATA

As indicated in the Introduction, volumes XIV and XX described some details of the procedures for reducing the data at each of the stations, with further details in volume XXI. These include a table of corrections to the 24-hour and 12-hour harmonic coefficients for the pressure-corrected ionization at Huancayo to compensate for the bihourly mean values of pressure having been erroneously centered one-half hour late from January 1946 to December 1958.

In a paper entitled "Diurnal Variation in Cosmic-Ray Intensity, 1937–1959, at Cheltenham (Fredericksburg), Huancayo, and Christchurch" by Scott E. Forbush and D. Venkatesan, tables are given for the annual mean 24-hour and 12-hour waves at these three stations. In these tables, the values of these harmonic coefficients for Huancayo for the period January 1946 through December 1958 are those that would be obtained from properly applied pressure corrections during that interval. This paper was published in the *Journal of Geophysical Research*, volume 65, pages 2213–2226, August 1960. It also contains a critical examination of the errors that can arise from inevitable friction (and imperfect temperature compensation) in recording barographs and microbarographs.

Results of a more recent investigation of errors due to friction in the barograph in the annual mean harmonic coefficients for barometric pressure at Huancayo are described in a memorandum at the end of this section under the heading: *Barometric pressure corrections to the cosmic-ray ionization at Huancayo and the change in ion-chamber sensitivity after about 1955.* This memorandum contains tables of the annual mean values of the harmonic coefficients for ionization at Huancayo, with and without the pressure corrections derived from the investigation, together with corrections for a change in sensitivity for the ionization after about 1955.

At the several stations the argon pressure in the ionization chamber has remained constant through 1968 at the values given in volume XXI.

It is important to note that all data in the present volume, as well as in volumes XIV, XX, and XXI, are corrected only for barometric pressure. No other meteorological corrections have been applied. Consequently, seasonal waves are present in the data for all stations except perhaps Huancayo. In addition, the data at all stations except Cheltenham indicate slow changes in the balance current. These instrumental drifts and seasonal variations are de-

scribed in "World-Wide Cosmic-Ray Variations, 1937–1952," *Journal of Geophysical Research,* volume 59, pages 525–542, December 1954.

It now appears that the rate of this instrumental drift (changing balance current) at Huancayo changes after adjustments of the uranium rod are made to alter the compensation, or balance, for the cosmic-ray ionization.

At Huancayo this compensation was changed by adjusting the uranium rod on the following dates: March 22, 1954, October 2, 1957, November 10, 1964, and December 28, 1966. As described in earlier volumes certain constant values were arbitrarily added (in the scaling procedure) to the actual departures from balance to ensure that negative tabular values would seldom occur. These additive values in units of 0.1 percent are as follows:

+ 22 from June 1936 to March 1937
+ 45 from March 1937 to February 1941
+ 60 from March 1941 to March 22, 1954
+125 from March 22, 1954, to October 2, 1957
+100 from October 2, 1957, to December 1968

However, it should be noted that on all tables for the period after February 1941 the headings indicate that +60 (in units of 0.1 percent) has been added to the tabulated values. The apparent discrepancy between this value of +60 and the value +125 used from March 22, 1954, to October 2, 1957, as shown above, arises from the fact that the value +125 includes an additive value of +65 to compensate the change of −65 (in units of 0.1 percent) due to adjusting the uranium rod on March 22, 1954. Thus, for the period March 22, 1954, to October 2, 1957, the tabulated values are the estimated departures from balance (with +60 added) that would have prevailed (as nearly as can be determined) had the uranium rod not been adjusted on March 22, 1954. Similarly the actual change in the departure from balance due to the adjustment of the uranium rod on October 2, 1957, was −25 (in units of 0.1 percent). Thus the value of +100 actually added (in the scaling process) to the departures from balance from October 2, 1957, to December 1968 results in estimated departures from balance (with +60 added) that would have prevailed, until November 10, 1964, had the uranium rod not been adjusted on March 22, 1954, and on October 2, 1957. However, from November 10, 1964, to December 1968 the value of +100 in units of 0.1 percent added to the actual departures from balance does not correct for the change due to adjusting the uranium rod on November 10, 1964, and on December 28, 1966. Thus, after November 10, 1964, the value +100 in units of 0.1 percent was added to the actual departures from balance and *not* the value +60 listed in the tables.

CORRECTIONS TO FOURIER COEFFICIENTS FOR THE DIURNAL VARIATION AT CHRISTCHURCH, 1956 TO 1961, TO COMPENSATE FOR AN ERROR IN THE CORRECTIONS FOR PRESSURE

In October 1969 it was found that for Christchurch, from March 6, 1956, to December 31, 1961, the bihourly means of the barometric pressure corrections were centered one-half hour earlier than the uncorrected bihourly means of the departures from balance to which the corrections were applied.

The following Table A gives the consequent corrections Δa_1, Δb_1 and Δa_2, Δb_2 in units of 0.01%, to be added to the Fourier coefficients a_1, b_1 and a_2, b_2 referred to GMT and to 172.5° EMT, for the yearly mean 24-hour and 12-hour waves derived from the published diurnal variations from 1956 through 1961:

Table A. Corrections to Fourier Coefficients in Units of 0.01%

Time origin	Δa_1	Δb_1	Δa_2	Δb_2
GMT	—0.73	+0.34	—1.65	—1.30
172.5° EMT	+0.68	—0.43	—1.92	—0.82

For $b_1 = 0$ and $b_2 = 0$ the times of maximum are at the hour zero. As a consequence of the small variation among yearly mean values of the Fourier coefficients for the annual mean diurnal variation in barometric pressure shown in the following Table B for six arbitrarily chosen years, the above corrections (derived from the six-year means at the bottom of Table B) are essentially constant for the years 1956 to 1961:

Table B. Fourier Coefficients, Origin GMT, in Units of 0.01 Millibar for Each of Six Years in the Annual Mean Diurnal Variation of Barometric Pressure at Christchurch

Year	a_1	b_1	a_2	b_2
1954	—22	—34	+31	—52
1955	—21	—47	+28	—48
1956	—16	—24	+28	—47
1960	—22	—50	+30	—55
1961	—26	—41	+33	—55
From May 1965	—24	—42	+29	—51
Mean	—21.7	—39.8	+29.9	—51.4

The barometric coefficient $\beta = 0.135\%$/millibar was used to obtain the values in Table A from the means in Table B.

BAROMETRIC PRESSURE CORRECTIONS TO THE COSMIC-RAY IONIZATION AT HUANCAYO AND THE CHANGE IN ION-CHAMBER SENSITIVITY AFTER ABOUT 1955

SCOTT E. FORBUSH

From June 1936 through February 1958 all (published and otherwise available) bihourly values of ionization at Huancayo have been corrected using pressure, P_o, from the ordinary Richard barograph and barometric coefficient $\beta_o = -0.30\%/\text{mm Hg}$. This value of $\beta_o = -0.30\%/\text{mm Hg}$, for the ordinary barograph, was obtained from data during the period June to September 1937. For Huancayo, where daily means of pressure vary only a few mm Hg during any month, a special procedure used to determine β has been described[1,2]. In this procedure, intervals of about 4 consecutive days are selected during which the daily means of pressure increase (or decrease) monotonically over a minimum range of at least 1.5 or 2.0 mm Hg. For a number (the more the better) of such intervals of increasing (or decreasing) pressure the mean departures, from the average pressure for all days and all intervals, are obtained for interval days 1, 2, 3 and 4. Corresponding departures for ionization uncorrected for pressure are also derived, and plotted as function of the pressure departures to determine the barometric coefficient, β. This procedure provides, within sampling uncertainties, the correct value of β if the daily means of pressure are not subject to appreciable statistical uncertainty. Using this procedure, and data for the period January 1954 to December 1955, the value $\beta_o = -0.306\%/\text{mm Hg}$ was obtained[3] for the ordinary barograph pressure.

Beginning March 1958 published bihourly values of ionization at Huancayo were corrected using pressure, P_M, from a microbarograph and the pressure coefficient, $\beta = -0.30\%/\text{mm Hg}$, that had been obtained for the ordinary barograph.

Table A lists the yearly mean harmonic coefficients, on 75° WMT, for barometric pressure and for ionization, $I(P)$, uncorrected for pressure. It should be noted that the coefficients for pressure in mm Hg are obtained by dividing the tabulated values by 30. From 1955 to 1966 two sets of coefficients are listed for ionization, $I(P)$, uncorrected for pressure. Those in parentheses have been corrected for an increase of 10%, relative to that before 1955, in ion-chamber sensitivity which is approximately that determined by methods to be described.

Figure 1 shows that the 75° WMT times of maximum for the yearly 24-hour wave are correlated with those for the 12-hour wave from the ordinary barograph, 1937–1957, and from the microbarograph, 1958–1966. The slope, 1.90, of the line in figure 1 indicates that the variations in phase angle for the 24-hour wave are 0.95 times those for the 12-hour wave or that the variations in the two phase angles are nearly the same. This indicates that these variations are likely due to variations from year to year in the friction of the pen-recording ordinary barograph and in the pen-recording microbarograph. Since the times of maximum for the 1937–1941 average 12-hour and 24-hour

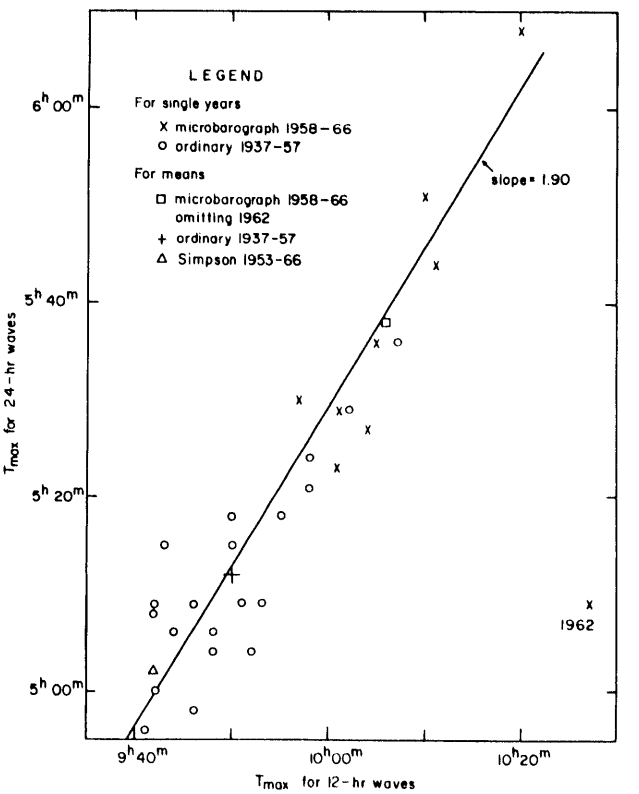

Fig. 1. Correlation between times of maximum for 12-hour and 24-hour waves in pressure for different barographs at Huancayo. T_{max} on 75° WMT.

wave from the ordinary barograph were both earlier than for averages for later periods (see, for example, rows 1 and 2 of table B) the coefficients in row 1 of table B were adopted for each year 1937 to 1966. Also, table B (rows 1 and 8) shows that the time of maximum of the average (1937–1941) 12-hour pressure wave was 6^h08^m later than the average (1937–1941) 12-hour wave in ionization, $I(P)$, uncorrected for pressure. The phases of these 12-hour waves are thus almost exactly 180° apart, indicating that the 12-hour wave in uncorrected ionization is probably due entirely to the 12-hour wave in pressure. Thus, for the averages, 1937–1941, $C_2[I(P)]/C_2(P_o)$ or $b_2[I(P)]/b_2(P)$ were used to determine the pressure coefficient, $\beta_o = -0.33\%/\text{mm Hg}$, for the ordinary barograph. This value of $\beta_o = -0.33\%/\text{mm Hg}$ and the Fourier coefficients, for pressure, in row 1 of table B give: $\Delta a_1 = +8$ and $\Delta b_1 = +34$ in units of 0.01%, for the respective corrections to be added to the values of $a_1[I(P)]$ and $b_1[I(P)]$ for each year, as indicated at the bottom of table C. These corrections were used to obtain

Table A. Coordinates in 24-hour and 12-hour Harmonic Dials on 75° WMT for Yearly Mean Waves in Pressure and in Ionization Uncorrected for Pressure at Huancayo

	Barometric Pressure P $u = 0.01\%$ (1/30 mm Hg)				$C-R$ Uncorrected for P $u = 0.01\%$			
Year	a_1	b_1	a_2	b_2	a_1	b_1	a_2	b_2
1937	+7	+31	+11	−29	−19	−22	− 9	+31
1938	+6	+32	+13	−28	−21	−24	−11	+30
1939	+8	+29	+12	−28	−25	−27	−12	+31
1940	+8	+30	+11	−29	−25	−29	−11	+33
1941	+8	+32	+13	−29	−24	−30	−12	+33
1942	+8	+32	+14	−29	−23	−32	−14	+32
1943	+6	+30	+13	−28	−25	−31	−13	+32
1944	+5	+32	+15	−27	−15	−27	−13	+35
1945	+6	+32	+14	−27	−19	−28	−13	+33
1946	+6	+26	+10	−26	−24	−24	−10	+31
1947	+8	+28	+10	−27	−25	−30	−14	+33
1948	+6	+28	+13	−26	−20	−24	−13	+32
1949	+7	+29	+11	−27	−22	−21	−10	+29
1950	+6	+30	+11	−28	−24	−21	−12	+30
1951	+7	+31	+12	−28	−27	−18	− 9	+32
1952	+7	+29	+12	−27	−20	−16	−10	+31
1953	+7	+31	+13	−27	−15	−13	−13	+32
1954	+4	+29	+15	−25	− 4	−19	−15	+29
1955	+3	+29	+16	−24	−12(−13)*	−14(−15)	−10(−11)	+31(+34)
1956	+5	+29	+14	−25	−21(−23)	−21(−23)	−11(−12)	+30(+33)
1957	+5	+29	+14	−25	−22(−25)	−23(−26)	−13(−14)	+30(+33)
1958	+4	+30	+14	−26	−22(−24)	−32(−35)	−11(−12)	+32(+35)
1959	+4	+28	+15	−24	−24(−27)	−31(−34)	−12(−13)	+33(+37)
1960	+3	+28	+14	−22	−22(−24)	−32(−36)	−11(−12)	+32(+36)
1961	+1	+26	+14	−20	−15(−17)	−25(−28)	−13(−14)	+30(+33)
1962	+7	+31	+17	−18	−24(−27)	−32(−36)	−13(−14)	+32(+35)
1963	−1	+27	+15	−18	−17(−19)	−27(−30)	−13(−14)	+31(+34)
1964	+2	+28	+15	−21	−16(−18)	−28(−31)	−13(−14)	+34(+38)
1965	+4	+29	+13	−22	−14(−15)	−27(−30)	−13(−14)	+35(+39)
1966	+5	+31	+13	−22	−22(−25)	−32(−35)	−13(−14)	+34(+38)
Sum	+162	+986	+397	−762	−608	−760	−360	+953
Mean	+ 5.4	+29.5	+13.2	−25.4	−20.3	−25.3	−12.0	+31.8

*Values in parentheses are without corrections for 10% increase of sensitivity.
Note: 1937–Feb. 1958 from ordinary Richard barograph. Feb. 1958–1966 from microbarograph.

Table B. Fourier Coefficients, at Huancayo, for 12- and 24-hour Waves: (A) in Barometric Pressure and (B) in Cosmic-Ray Ionization Uncorrected for Pressure, $I(P)$. $T_{max} = 75°$ WMT of Maximum.

	Barograph	Years	a_1 mm Hg	b_1 mm Hg	c_1 mm Hg	T_{max} hrs min	a_2 mm Hg	b_2 mm Hg	c_2 mm Hg	T_{max} hrs min
(A)										
1.	Ordinary	1937–1941	+0.247	+1.027	1.056	5 06	+0.400	−0.953	1.034	9 46
2.	Ordinary	1953–1957	+0.160	+0.980	0.993	5 23	+0.480	−0.840	0.967	9 59
3.	Simpson	1953–1957	+0.268	+0.944	0.981	4 57	+0.336	−0.933	0.992	9 40
4.	Microbarograph	1958–1966	+0.107	+0.957	0.963	5 34	+0.480	−0.713	0.860	10 08
5.	Simpson	1958–1966	+0.231	+0.936	0.964	5 05	+0.367	−0.930	1.000	9 43
6.	Simpson	1953–1966	+0.245	+0.939	0.970	5 01	+0.356	−0.931	0.997	9 42
(B)							%	%	%	
7.	$I(P)$*	1953–1966					−0.124	+0.318	0.341	3 43
8.	$I(P)$	1937–1941					−0.110	+0.316	0.335	3 38

*Includes correction for 10% increase in sensitivity, 1955–1966.
Note: Using c_2 from 8 and 1, $\beta = -0.324\%$/mm Hg, for ordinary barograph. Using c_2 from 7 and 6, $\beta_B = -0.342\%$/mm Hg, for Simpson's barograph. Using b_2 from 7 and 6, $\beta_B = -0.342\%$/mm Hg, for Simpson's barograph. Using c_2 from 7 and 6, $\beta_B = -0.348\%$/mm Hg, for Simpson's barograph.

the adopted yearly values of a_1 and b_1 in table C for ionization at Huancayo, corrected for pressure.

After these pressure corrections were adopted and used, data from Simpson's barograph became available. Table B shows that the average, 1953–1966, 12-hour wave for Simpson's barograph is exactly opposite in phase to that for uncorrected ionization. Table B also shows that the average, 1953–1957, 12-hour wave is practically the same as that for 1958–1966, and that the time of maximum for the first of these is 19 minutes earlier than the average 12-hour wave from the ordinary barograph, while the second is 25 minutes earlier than that from the microbarograph. Table B also shows comparable differences in the times of maximum for the 24-hour waves. For the period 1953–1966, a plot of T_{max} for the 12-hour and for the 24-hour waves, from Simpson's barograph, for individual years showed no correlation. Also, all except two of the 14 values of T_{max} for the 12-hour wave were within ± 6 minutes of the average T_{max} for the 14 years. Some of this variation is doubtless due to the fact that the yearly mean Fourier coefficients which were furnished were obtained from hourly means averaged for all days of the year. This of course is correct if data for the same number of days are available in each month. There is a considerable variation in phase and amplitude of the monthly mean 12- and 24-hour waves during the year at Huancayo. Thus, if the yearly mean waves are derived as first described, and data are missing or quite incomplete for some months (as was the case in some years), the annual mean waves will be in error. Table B shows for Simpson's barometric pressure, P_S, that $\beta_S = -0.34\%/\text{mm Hg}$ whether obtained from $a_2(I_P)/a_2(P_S)$, $b_2(I_P)/b_2(P_S)$, or $c_2(I_P)/c_2(P_S)$. The difference between this value $\beta_S = -0.34\%/\text{mm Hg}$ and the value $\beta_S = -0.35\%/\text{mm Hg}$ obtained from figure 7 (discussed later) is hardly significant statistically. Thus there is no evidence for friction in Simpson's barograph. Table D lists the Fourier coefficients for the yearly average 24-hour and 12-hour waves and the times of maximum, from Simpson's barograph at Huancayo.

Figure 2 indicates that annual means of the 12-hour wave in uncorrected ionization were essentially constant from 1937 to about 1955, and also from about 1956 to

Table C. Harmonic Coefficients for Pressure-Corrected Cosmic-Ray Ionization, Origin Standard Mean Time, in Units of 0.01%

	Huancayo*		Fredericksburg†		Christchurch		Godhavn	
Year	a_1	b_1	a_1	b_1	a_1	b_1	a_1	b_1
1937	−11	+12	−12	− 3	−11	− 3		
1938	−13	+10	−12	− 4	−15	− 4		
1939	−17	+ 7	−14	−11	−14	−11	− 5	− 6
1940	−17	+ 5	−10	−11	−16	−14	− 5	− 6
1941	−16	+ 4	−10	−10	−14	−13	− 4	− 6
1942	−15	+ 2	− 8	−11	− 9	−11	− 5	− 6
1943	−17	+ 3	−12	−12	−13	−11	− 6	− 9
1944	− 7	+ 7	− 7	− 2	− 6	− 5	− 4	+ 1
1945	−11	+ 6	− 8	− 7	− 8	− 9	− 5	− 5
1946	−16	+10	−10	−10	−13	− 8	− 6	−14
1947	−17	+ 4	− 5	−16	−10	−12	− 7	− 7
1948	−12	+10	−14	−11	−12	− 5	− 8	−16
1949	−14	+13	−14	− 9	−15	− 1	− 6	−17
1950	−16	+13	−12	0	−14	− 2	− 7	−11
1951	−19	+16	−15	− 2	−16	0	− 9	− 5
1952	−12	+18	−15	0	−13	+ 2	− 5	0
1953	− 7	+21	−11	+ 8	− 4	+ 7	− 7	0
1954	+ 4	+15	0	+ 6	− 1	+ 5	0	+ 4
1955‡	− 4	+20	− 8	+ 4	− 7	+ 8	− 5	+ 2
1956	−13	+13	−17	− 3	−13	+ 1	− 9	− 4
1957	−14	+11	−13	− 8	−15	− 1	− 9	− 4
1958	−14	+ 2	−10	− 8	−10	− 7	− 4	− 6
1959	−16	+ 3	− 9	−10	−10	− 7		
1960	−14	+ 2	−10	−10	−10	− 6		
1961	− 7	+ 9	− 7	− 3	− 6	− 6		
1962	−16	+ 2	−12	−13				
1963	− 9	+ 7	−11	− 7				
1964	− 8	+ 6	−10	− 9				
1965	− 6	+ 7	− 4	− 2				
1966	−14	+ 2	− 9	− 7				
Sum	− 368	+260	− 309	−181	− 275	−113	−116	−115
Mean	−12.3	+ 8.7	−10.3	− 6.0	−11.0	− 4.5	− 5.8	− 5.8
No. of years	30		30		25		20	

*For Huancayo the pressure corrections +8 for a_1 and +34 for b_1 (in units of 0.01%) were used for each year.
†Cheltenham, Jan. 1937–Sept. 1956; Fredericksburg, Oct. 1956–1966.
‡For Huancayo, 1955–1966, the values of a_1 and b_1 for ionization uncorrected for pressure were corrected for the 10% increase of sensitivity (table A) before applying the pressure corrections.

Table D. Yearly Mean Harmonic Coefficients in mm Hg from Simpson's Barograph at Huancayo

Year	a_1	b_1	T_{max} 75° WMT h m	a_2	b_2	T_{max} 75° WMT h m
1953	0.254	0.932	4 59	0.301	−0.914	9 36
1954	0.286	0.913	4 50	0.248	−0.937	9 30
1955	0.220	0.946	5 08	0.369	−0.926	8 43
1956	0.271	0.971	4 58	0.332	−0.967	9 38
1957	0.311	0.957	4 48	0.432	−0.919	9 50
1958	0.208	1.011	5 14	0.385	−0.987	9 43
1959	0.257	0.886	4 55	0.363	−0.933	9 43
1960	0.183	0.895	5 14	0.305	−0.853	9 39
1961	0.217	0.901	5 06	0.367	−0.902	9 44
1962	0.234	0.957	5 05	0.385	−0.958	9 44
1963	0.224	0.894	5 04	0.342	−0.915	9 41
1964	0.225	0.935	5 06	0.378	−0.932	9 44
1965	0.232	0.967	5 06	0.363	−0.941	9 42
1966	0.303	0.979	4 51	0.417	−0.947	9 48
Sum	3.425	13.144	.....	4.987	−13.031	.....
Mean	0.245	0.939	5 02	0.356	− 0.931	9 42

1966. From about 1955 to 1966, in figure 2, the amplitude of the average 12-hour wave was about 11% greater than from 1937 to about 1954.

The 12-hour harmonic dial in figure 3 shows the waves for ionization uncorrected for pressure for each year, 1937–1966, the average for 1937–1954, and for 1955–1966, and the so-called probable error circles for single years and for the mean of the two groups of years. From the latter error circles the probability that the difference between the means of the two groups arises from sampling errors is about 10^{-6} so the difference is statistically significant. Figure 3 shows that the time of maximum of the 1937–1954 average 12-hour wave is practically identical with that for the 1955–1966 average. The time of maximum for both these average 12-hour waves in ionization uncorrected for pressure is almost exactly 6 hours earlier than that for the 12-hour wave in barometric pressure from Simpson's barograph. The amplitude of the average vector, 1955–1966, in figure 3, is about 12% (essentially the same as in figure 2) greater than the average for 1937–1954. This accounts for the result in figure 4 which shows that

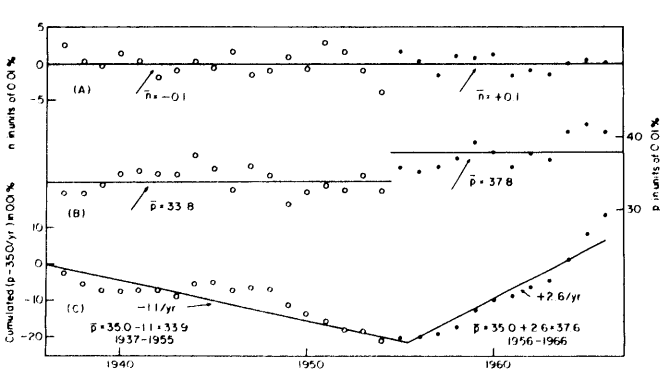

Fig. 2. Annual means, 1937–1966, at Huancayo (A) for the component, n, perpendicular and (B) for that parallel, P, to the average, 1937 to 1966, vector in the 12-hour harmonic dial for ionization uncorrected for pressure. (C) indicates cumulated annual values of $[P - 35.0]$.

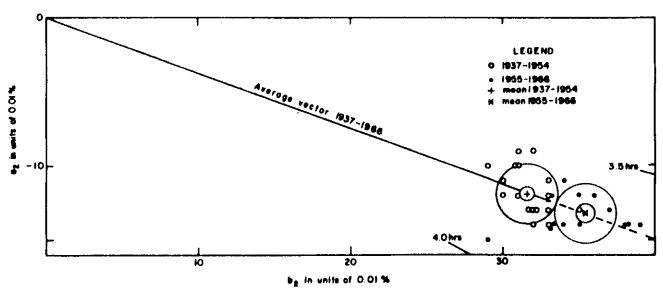

Fig. 3. Harmonic dial on 75° WMT for yearly means of 12-hour wave in cosmic-ray ionization uncorrected for pressure at Huancayo 1937 to 1966.

the barometric coefficient, β_8, (using the 12-hour waves in pressure and uncorrected ionization) for Simpson's barograph is about 12% greater after about 1956 than before. For figure 4 the values of $b_2(I_P)$ in parentheses in table A were used after 1954 (i.e., before correction for the 10% increase in ion-chamber sensitivity). Since a similar increase is found later for the barometric coefficient based on variations of daily means of pressure and of ionization uncorrected for pressure (and uncorrected for ion-chamber sensitivity) it is certain that the change of β_8 shown in figure 4 is due to a change in ion-chamber sensitivity and not to some real change in the 12-hour wave in cosmic-ray intensity.

Figures 5 and 6 show that the ratio of changes in daily means from the microbarograph and from Simpson's barograph may be taken as equal. In addition, the correlation coefficient, $r = +0.990$, in figure 5, shows that the statistical uncertainty in daily means from Simpson's barograph and from the microbarograph is quite small.

Figure 7 indicates, for selected intervals (with complete daily data) in the period 1953–1955, the value $\beta_8 = -0.35\%/\text{mm Hg}$ derived from variations of daily means of pressure and of ionization uncorrected for pressure using the special procedure described earlier and in references 1 and 2. This value of $\beta_8 = -0.35\%/\text{mm Hg}$ as

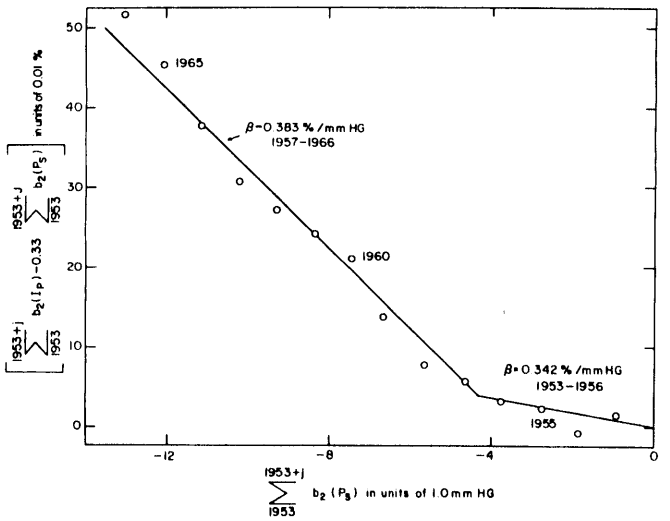

Fig. 4. $\left[\sum_{1953}^{1953+j} b_2(I_P) - 0.33 \sum_{1953}^{1953+j} b_2(P_S) \right]$ as function of $\sum_{1953}^{1953+j} b_2(P_S)$ for $j = 0, 1, 2 \ldots 13$ showing change in barometric coefficient for Simpson's barograph due to increase in ion-chamber sensitivity after about 1956. $b_2(I_P)$ and $b_2(P_S)$ are the yearly mean sine coefficients for the 12-hour wave (on 75° WMT) in ionization uncorrected for pressure and for pressure from Simpson's barograph, respectively.

mentioned earlier does not differ significantly (in the statistical sense) from that, $\beta_S = -0.34\%/\text{mm Hg}$ shown in the footnote to table B.

Figure 8 shows the value $\beta_M = -0.38\%/\text{mm Hg}$ derived from daily means, for selected 4-day intervals, during the period November 1964 to March 1966, using pressure from the microbarograph. Figures 5 and 6 indicate

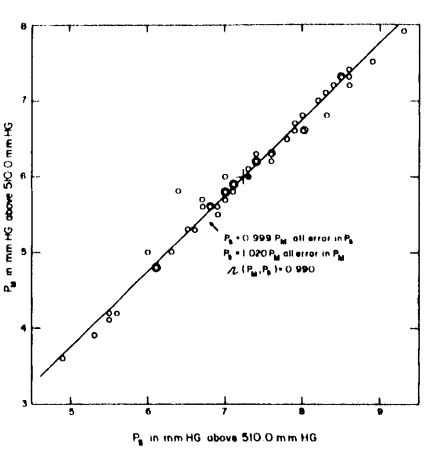

Fig. 5. Daily mean pressure, P_M, from microbarograph as function of that, P_S, from Simpson's barograph for 50 days with complete data at Huancayo, January 1964–April 1965.

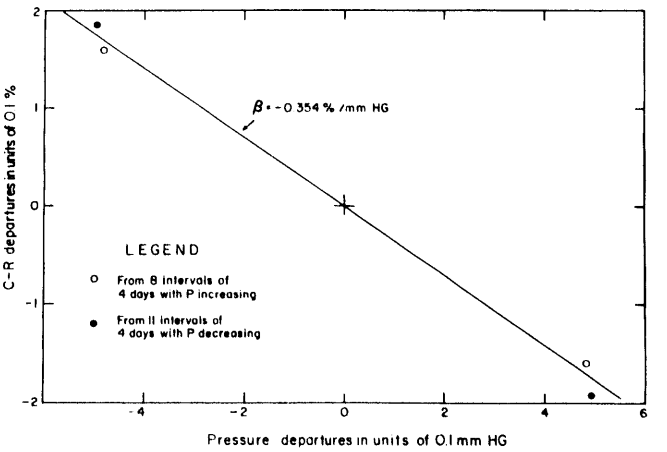

Fig. 6. Comparison of pressure from microbarograph and Simpson's barograph at Huancayo, 1964–1965.

that the value of β_S for the period November 1964 to March 1966 would be practically the same, i.e., $\beta_S = -0.38\%/\text{mm Hg}$ for Simpson's barograph. The ratio, $-0.38/-0.34$, indicates that the ion-chamber sensitivity was about 12% greater during the period November 1964 to March 1966 than during the period 1953–1955, and that the similar increase in sensitivity deduced earlier from the 12-hour waves was *not* due to a real increase in the 12-hour wave in cosmic-ray ionization.

Figure 9 shows the regression lines derived from the 31 daily means of pressure, P_o, from the ordinary barograph and from the microbarograph, P_M, for March 1958. Figure 10 shows the regression lines for the changes in pressure derived from 7 selected intervals of 3–5 days with pressure increasing (or decreasing).

The slopes of the regression lines in figure 9 (or 10) determine the correlation coefficient, $r(P_o, P_M) = +0.94$, between P_o and P_M. Figure 5 shows $r(P_S, P_M) = +0.99$ for the correlation between daily means, P_S, from Simp-

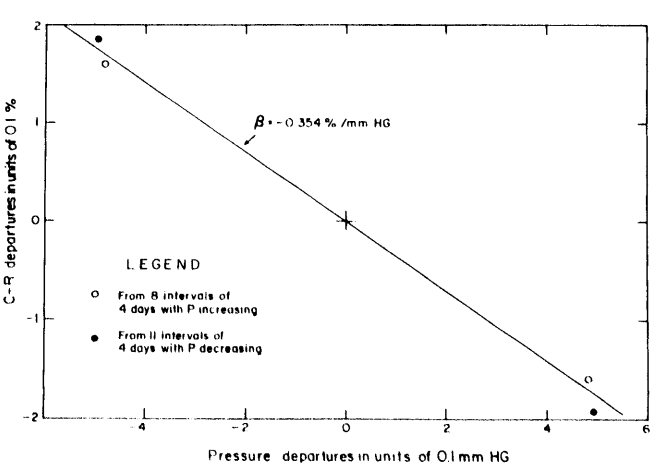

Fig. 7. Pressure coefficients, β, for ion chamber at Huancayo, from data for several 4-day intervals, 1953–1955, during each of which daily means of pressure from Simpson's barograph were increasing (or decreasing).

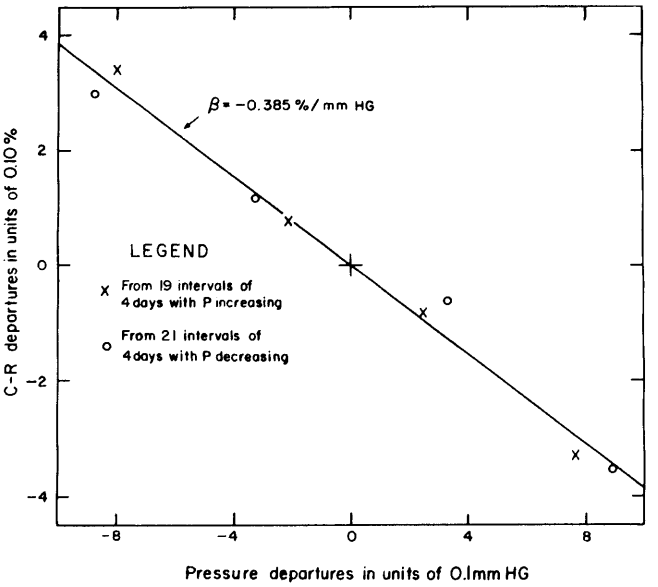

Fig. 8. Pressure coefficient for ion chamber at Huancayo from data for 40 four-day intervals, November 1964 to March 1966, with pressure increasing (or decreasing) using microbarograph.

son's barograph and those, P_M, from the microbarograph. Since $\{1 - r^2 (P_S, P_M)\} = 0.01$ and $\{1 - r^2(P_o, P_M)\} = 0.11$, the variance of residuals for P_M computed from P_o is 11 times that for P_M computed from P_S; consequently the error in daily means of P_M (or P_S) is practically negligible compared to that in daily means of P_o. Thus in figure 9 (or 10) the "true" value of P_o^T (in terms of P_M) is essentially that given by: $P_o^T = P_M/0.84$ whereas when

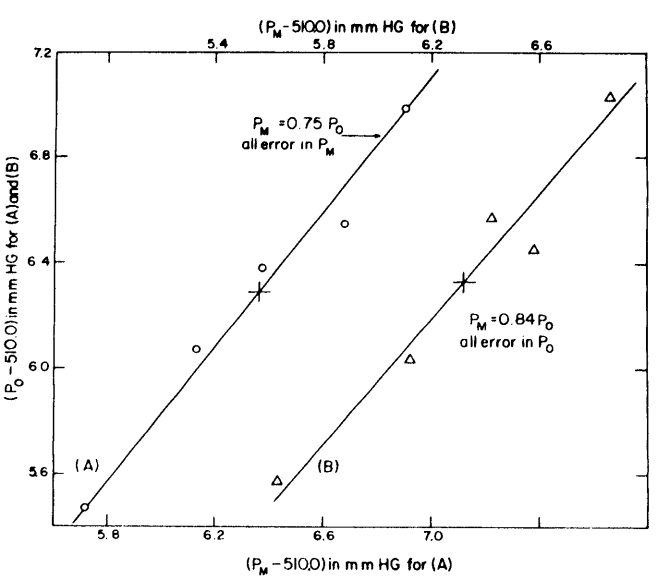

Fig. 9. (A) Group means which determine the regression of daily means, P_M, for pressure from microbarograph on those, P_o, from ordinary barograph, and (B) for regression of P_o on P_M. Group means for largest P_o (or P_M) are from 7 daily averages; the other 5 group means are from 6 daily averages, Huancayo, March 1958.

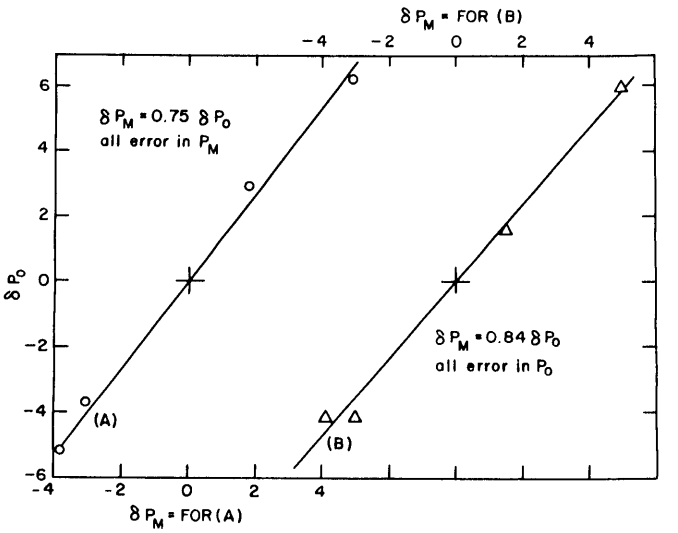

Fig. 10. Pressure changes, δP_M, from microbarograph as function of those, δP_o, from ordinary barograph from data (March 1958) for 4 intervals of 3–5 days with increasing pressure, combined (after change of sign) with data for 3 such intervals with decreasing pressure as determined by P_o for (A) and by P_M for (B). Coordinates in units of 0.1 mm Hg for Huancayo, March 1958.

P_o is (erroneously) taken free of error (i.e., all error in P_M) an erroneous value, P_o^E, computed from P_M is given by $P_o^E = P_M/0.75$; consequently $P_o^E = 1.12\ P_o^T$. Thus in deriving the barometric coefficient, β_o, for the ordinary barograph when pressures, P_o, from the ordinary barograph were assumed free of error, the resulting value of β_o, say β_o^E, relative to β_M (from the microbarograph) is given by $\beta_o^E = \beta_M/1.20$ or from β_o^E the value $\beta_M = 1.20\ \beta_o^E$. The value $\beta_o^E = -0.306\%/\text{mm Hg}$ was derived, as mentioned earlier, from P_o using data for the period January 1954 to December 1955. Thus $\beta_M = -1.20 \times 0.306 = -0.342\%/\text{mm Hg}$, which agrees with the value β_S in figure 4 (see also table B) for the period 1953–1956. This value $\beta_M = -0.342$ is also in reasonable agreement with the value $\beta_S = -0.354$ shown in figure 7, and with the value $\beta_M = -0.385$ shown in figure 8, when this is reduced 10% (to correct for change in ion-chamber sensitivity) to give $\beta_M = -0.350\%/\text{mm Hg}$.

Finally, it should be noted that the most reliable values for the pressure corrections Δa_1, Δb_1, Δa_2, Δb_2 to be added to each yearly mean of corresponding Fourier coefficients from ionization uncorrected for pressure are those obtained from the pressure coefficient $\beta_S = -0.34\%/\text{mm Hg}$ using pressure from Simpson's friction-free barograph (see footnotes of table B) and the Fourier coefficients for P_S given in row 6 of table B. Thus in units of 0.01% these additive corrections (using subscript s to indicate they are determined from Simpson's barometric data) are:

$$\Delta a_{1S} = 0.245 \times 34 = +8$$
$$\Delta b_{1S} = 0.939 \times 34 = +32$$
$$\Delta a_{2S} = 0.356 \times 34 = +12$$
$$\Delta b_{2S} = -0.931 \times 34 = -32$$

The values obtained (before Simpson's barometric data were available) from the ordinary barograph, using $\beta_o =$

-0.33%/mm Hg and the Fourier coefficients for pressure in row 1 of table B, as described earlier, and used to obtain a_1 and b_1 in table C for Huancayo are, in units of 0.01%:

$$\Delta a_{1o} = +8$$
$$\Delta b_{1o} = +34$$

For the 12-hour wave the corrections that would be similarly obtained from the ordinary barograph are, in units of 0.01%:

$$\Delta a_{2o} = +13$$
$$\Delta b_{2o} = -31$$

However, the values Δa_{2S} and Δb_{2S} from Simpson's barograph are undoubtedly more reliable and should be used for correcting the 12-hour wave in ionization.

Finally it may be noted that the variances, $s^2[a_2(I_P)]$ and $s^2[b_2(I_P)]$ for the values of a_2 and b_2 at Huancayo *uncorrected for pressure* as given in table A (not using values in parentheses) are:

$$s^2(a_2) = 2.3$$
$$s^2(b_2) = 2.5$$

or $M^2 = s^2(a_2) + s^2(b_2) = 4.8$ for the two-dimensional variance (M = Bartels' expectancy). The corresponding values for the pressure corrected values, $s^2[a_2(I_o)]$, and $s^2[b_2(I_o)]$, derived from the years 1937–1957 using for each year the Fourier coefficients obtained from data from the ordinary barograph and $\beta_o = -0.33\%$/mm Hg, are:

$$s^2[a_2(I_o)] = 2.6$$
$$s^2[b_2(I_o)] = 4.4$$
$$M^2 = s^2[a_2(I_o) + s^2 b_2(I_o)] = 7.0$$

Thus the two-dimensional variance, M^2, is 50% greater after correcting for pressure than before correcting for pressure. It follows that $M^2 = 4.8$ if the same value of Δa_2 and of Δb_2 is used for the pressure correction for each year. Thus for the 12-hour wave the use of constant corrections for pressure is justified, since $M^2 = 7.0$ when the actual corrections for each year (from the ordinary barograph) are used; figure 1 indicates that these constant corrections are certainly more reliable than the actual yearly corrections deduced from the microbarograph pressure.

For the years 1937–1957 the variances of the yearly pressure corrections, Δa_{1o} and Δb_{1o}, in units of 0.01%, from the ordinary barograph using $\beta_o = -0.33\%$/mm Hg, are:

$$s^2(\Delta a_{1o}) = 2.35$$
$$s^2(\Delta b_{1o}) = 3.25$$
$$M_o^2 = 5.60$$

For the years 1953–1966 the variances of yearly corrections, Δa_{1S} and Δb_{1S} in units of 0.01%, from Simpson's barograph using $\beta_S = -0.34\%$/mm Hg are:

$$s^2(\Delta a_{1S}) = 1.64$$
$$s^2(\Delta b_{1S}) = 1.64$$
$$M_S^2 = 3.68$$

Since there are certainly genuine variations in the yearly values for the 24-hour wave in cosmic-ray ionization, the above values of M^2 cannot be usefully compared with M^2 for the 24-hour yearly waves uncorrected for pressure. However, the values $\Delta a_{1o} = +8$ and $\Delta b_{1o} = +34$, mentioned earlier, were used for Huancayo for each year. Deviations of yearly values from a 25-year mean have been derived for Cheltenham-Fredericksburg, Christchurch, and Huancayo. After these deviations were normalized (for phase and amplitude) to the deviations for Cheltenham-Fredericksburg, an analysis of variance gave for each station the residual variance 6.0 (with normalized deviations in units of 0.01%) for a single year. Since the amplitude normalization factor for Huancayo (to Cheltenham) was 0.91, the residual variance for Huancayo is 7.3 (deviations in units of 0.01%), which may be compared with 6.0 for the residual variance for Cheltenham-Fredericksburg and Christchurch for which amplitude normalization factors were both unity. Thus it appears that the use of a constant pressure correction Δa_1 and Δb_1 for each year is also justified for Huancayo.

REFERENCES

1. Lange, Isabelle, and S. E. Forbush, *Cosmic-ray results from Huancayo Observatory, Peru, June 1936–December 1946*, Carnegie Inst. Wash. Publ. 175, vol. XIV, Washington, D. C., 1948.
2. Forbush, S. E., Time-variations of cosmic rays, *Handbuch der Physik, Band XLIX/1, Geophysik III, Teil 1*, pp. 159–247, Springer-Verlag, Berlin, Heidelberg, New York, 1966.
3. Forbush, S. E., and D. Venkatesan, *J. Geophys. Res., Vol. 65, No. 8*, August 1960, pp. 2213–2226.

DESCRIPTION OF TABLES

Instituto Geofísico de Huancayo

Tables 1–108. Monthly tables for the period January 1960 through December 1968 contain bihourly mean values of departures from balance corrected to 510 mm Hg. Bihourly mean values are centered at the indicated Greenwich mean hours. Tabular values are in units of 0.1 percent of total cosmic-ray ionization with 6.0 percent added.

Tables 109–117. Annual tables for the period 1960 through 1968 contain daily means of hourly departures from balance, corrected to 510 mm Hg. Tabular values, by months, are in units 0.1 percent of total cosmic-ray ionization with 6.0 percent added to obtain the tabular values. Superscripts *a* to *k* indicate the number of missing bihourly values 1 to 11.

Tables 118–126. Annual tables for the period 1960 through 1968 contain bihourly values of diurnal variation in departures from balance, corrected to 510 mm Hg, centered at the indicated Greenwich mean hours. Tabulations are by months, seasons, and years, from days with complete records. Means of three groups of four months each are designated by roman numerals as follows: I, January, February, November, December; II, March, April, September, October; III, May, June, July, August. Tabular values are in units of 0.01 percent of total cosmic-ray ionization, with 6.0 percent added.

Fredericksburg Magnetic Observatory

Tables 127–234. Monthly tables for the period January 1960 through December 1968 contain bihourly mean values of departures from balance, corrected to 760 mm Hg. Bihourly mean values are centered at the indicated Greenwich mean hours. Tabular values are in units of 0.1 percent of total cosmic-ray ionization, with 10.0 percent added.

Tables 235–243. Annual tables for the period 1960 through 1968 contain daily means of hourly departures from balance, corrected to 760 mm Hg. Tabular values, by months, are in units of 0.1 percent of total cosmic-ray ionization with 10.0 percent added to obtain the tabulated values. Superscripts *a* to *k* indicate the number of missing bihourly values 1 to 11.

Tables 244–252. Annual tables for the period 1960 through 1968 contain bihourly values of diurnal variation in departures from balance, corrected to 760 mm Hg, centered at the indicated Greenwich mean hours, by months, seasons, and years, from days with complete records. Means for three groups of four months each are designated by roman numerals as follows: I, January, February, November, December; II, March, April, September, October; III, May, June, July, August. Tabular values are in units of 0.01 percent of total cosmic-ray ionization, with 10.0 percent added to obtain the tabulated values.

Christchurch Magnetic Observatory

Tables 253–255. Annual tables for the period 1959 through 1961 contain daily means of hourly departures from balance, corrected to 29.00 in. Hg. Tabular values, by months, are in units of 0.1 percent of total cosmic-ray ionization. Superscripts *a* to *k* indicate the number of missing bihourly values 1 to 11.

Tables 256–258. Annual tables for the period 1959 through 1961 contain bihourly values of diurnal variation in departures from balance, corrected to 29.00 in. Hg, centered at the indicated Greenwich mean hours, by months, seasons, and years, from days with complete records. Means for three groups of four months each are designated by roman numerals, as follows: I, January, February, November, December; II, March, April, September, October; III, May, June, July, August. Tabular values are in units of 0.01 percent of total cosmic-ray ionization.

Godhavn Magnetic Observatory

Tables 259–294. Monthly tables for the period January 1951 through December 1953 contain bihourly mean values of departures from balance corrected to 760 mm Hg. Bihourly mean values are centered at the indicated Greenwich mean hours. Tabular values are in units of 0.1 percent of total cosmic-ray ionization, with 13.0 percent added.

Tables 295–297. Annual tables for the period 1951 through 1953 contain daily means of hourly departures from balance, corrected to 760 mm Hg. Tabular values, by months, are in units of 0.1 percent of total cosmic-ray ionization, with 13.0 percent added to obtain the tabulated values. Superscripts *a* to *k* indicate the number of missing bihourly values 1 to 11.

Tables 298–300. Annual tables for the period 1951 through 1953 contain bihourly values of diurnal variation in departures from balance, corrected to 760 mm Hg, centered at the indicated Greenwich mean hours, by months, seasons, and years, from days with complete records. Means of three groups of four months each are designated by roman numerals, as follows: I, January, February, November, December; II, March, April, September, October; III, May, June, July, August. Tabular values are in units of 0.01 percent of total cosmic-ray ionization, with 13.0 percent added to obtain the tabulated values.

LIST OF TABLES

INSTITUTO GEOFÍSICO DE HUANCAYO, HUANCAYO MAGNETIC OBSERVATORY

Table		Page
1–108	Bihourly mean values of departures from balance in units of 0.1 percent of total cosmic-ray ionization, January 1960–December 1968	12
109–117	Daily mean departures from balance in units of 0.1 percent of total cosmic-ray ionization, January 1960–December 1968	120
118–126	Diurnal variation in departures from balance in units of 0.01 percent of total cosmic-ray ionization, January 1960–December 1968	129

FREDERICKSBURG MAGNETIC OBSERVATORY

127–234	Bihourly mean values of departures from balance in units of 0.1 percent of total cosmic-ray ionization, January 1960–December 1968	138
235–243	Daily mean departures from balance in units of 0.1 percent of total cosmic-ray ionization, January 1960–December 1968	246
244–252	Diurnal variation in departures from balance in units of 0.01 percent of total cosmic-ray ionization, January 1960–December 1968	255

CHRISTCHURCH MAGNETIC OBSERVATORY

253–255	Daily mean departures from balance in units of 0.1 percent of total cosmic-ray ionization, January 1959–December 1961	264
256–258	Diurnal variation in departures from balance in units of 0.01 percent of total cosmic-ray ionization, January 1959–December 1961	267

GODHAVN MAGNETIC OBSERVATORY

259–294	Bihourly mean values of departures from balance in units of 0.1 percent of cosmic-ray ionization, January 1951–December 1953	270
295–297	Daily mean departures from balance in units of 0.1 percent of total cosmic-ray ionization, January 1951–December 1953	306
298–300	Diurnal variation in departures from balance in units of 0.01 percent of total cosmic-ray ionization, January 1951–December 1953	309

INSTITUTO GEOFISICO DE HUANCAYO — JANUARY 1960

TABLE 1 — COSMIC-RAY BIHOURLY MEAN VALUES OF DEPARTURES FROM BALANCE, IN UNITS OF 0.1% OF THE TOTAL IONIZATION + 60
CORRECTED FOR BURSTS AND TO BAROMETRIC PRESSURE 510 MM HG, VALUES CENTERED AT INDICATED GMT HOURS

Day	1h	3h	5h	7h	9h	11h	13h	15h	17h	19h	21h	23h		Sum	Mean	B					Day
1	114	118	112	106	110	115	110	117	122	121	122	109		1376	115						1
2	112	102	117	120	124	111	109	112	120	110	124	118		1379	115						2
3	114	110	110	116	103	107	101	117	110	117	114	106		1325	110						3
4	123	115	111	108	105	114	96	103	103	106	108	110		1302	108						4
5	103	103	109	100	99	102	98	112	107	116	105	106		1260	105						5
6	109	96	98	100	98	98	99	106	105	111	111	112		1243	104						6
7	106	106	98	103	105	103	106	108	107	109	119	116		1286	107						7
8	111	106	106	104	105	95	107	112	118	107	100	110		1281	107						8
9	103	106	107	103	103	111	103	118	106	114	109	105		1288	107						9
10	102	106	104	114	104	97	105	106	112	107	109	110		1276	106						10
11	110	104	100	106	105	116	101	109	111	105	115	118		1300	108						11
12	113	102	109	110	106	96	99	110	104	112	118	108		1287	107						12
13	110	107	110	109	100	114	111	107	114	114	121	106		1323	110						13
14	105	107	97	103	88	93	93	98	102	93	88	89		1156	96						14
15	80	94	87	94	87	90	99	93	100	98	98	94		1114	93						15
16	84	84	91	104	97	95	86	93	97	104	95	104		1134	94						16
17	93	91	85	91	92	89	87	91	85	82	89	89		1064	89						17
18	90	94	90	88	95	97	98	88	88	95	91	95		1109	92						18
19	90	90	86	90	96	93	90	96	102	99	103	91		1126	94						19
20	104	88	96	98	101	96	95	102	105	110	105	94		1194	100						20
21	93	98	95	103	99	104	95	100	110	115	94	107		1213	101						21
22	102	102	102	101	106	103	108	121	105	101	114	107		1272	106						22
23	110	101	106	104	105	102	104	105	108	104	107	102		1258	105						23
24	103	106	107	111	109	113			115	105	116	105		(1090)	(109)	10					24
25	106	110	104	111	106	99	109	100	105	107	105	105		1267	106						25
26	101	97	104	101	99	105	102	110	116	110	113	102		1260	105						26
27	102	105	110	104	107	103	98	104	105	107	110	115		1270	106						27
28	102	103	105	108	104	112	101	109	101	109	110	106		1270	106						28
29	107	98	105	98	113	109	107	101	109	101	104	104		1256	105						29
30	108	103	100	110	108	112	109	101	105	110	106	101		1273	106						30
31	109	106	108	106	116	108	106	97	106	113	113	106		1294	108			DAYS		MEAN	31
Sum*	3116	3052	3062	3113	3086	3089	3032	3146	3188	3207	3220	3145		37456	3121•	COMPLETE		30	=	104.0	
Mean*	1039	101.7	102.1	103.8	102.9	103.0	101.1	104.9	106.3	106.9	107.3	104.8	→	12487	→	COMPLETE		30	=	104.1	
	*FOR COMPLETE DAYS, B = 12; B = NO. OF BIHOURLY VALUES, 12 UNLESS INDICATED; • INDICATES COLUMN SUM														3238•	ALL		31	=	104.2	

TABLE 2 COSMIC-RAY BIHOURLY MEAN VALUES OF DEPARTURES FROM BALANCE, IN UNITS OF 0.1% OF THE TOTAL IONIZATION + 60
CORRECTED FOR BURSTS AND TO BAROMETRIC PRESSURE 510 MM HG, VALUES CENTERED AT INDICATED GMT HOURS

Day	1h	3h	5h	7h	9h	11h	13h	15h	17h	19h	21h	23h	Sum	Mean	B				Day
1	110		106	110	109	115	115	106	113	115	121	109	(1229)	(112)	11				1
2	96	102	105	92	103	117	111	100	117	111	109	115	1278	106					2
3	99	104	105	96	108	115	107	106	108	114	104	113	1279	107					3
4	98	103	103	106	111	112			116	106	114	115	(1084)	(108)	10				4
5	106	108	100			111	115	119	105	110	111	110	(1095)	(110)	10				5
6	110	107	109	110	115	105	111	111	118	115	109	115	1335	111					6
7	104	119	110	111	102	114	103	110	109	112	120	116	1330	111					7
8	118	103	114	111	116	108	119	119	117	121	126	119	1391	116					8
9	107	112	109	117	118	109	123	112	120	116	119	108	1370	114					9
10	111	116	106	113	114	115	112	115	108	113	111	105	1339	112					10
11	111	104	110	117	112	108	106	105	119	111	118	109	1330	111					11
12	108	106	106	109	117	112	113	111	118	117	119	115	1351	113					12
13	109	107	109	111	115	106	118			117	112	113	(1117)	(112)	10				13
14	118	120	111	110	108	106	109	113	104	109	121	116	1345	112					14
15	107	112	108	104	114	110	112	117	123	122	122	116	1367	114					15
16	101	112	105	114	113	114	102	122	115	121	114	117	1350	112					16
17	116	111	125	115	118	107	111	115	120	124	120	120	1402	117					17
18	106	109	120	115	111	111	115	110	120	118	116	116	1367	114					18
19	105	114	115	107	110	107	113	115	121	115	117	113	1352	113					19
20	113	115	101	107	107	119	114	108	108				(992)	(110)	9				20
21		103	94	106	106	103	105	101	111	108	120	112	(1169)	(106)	11				21
22	106	104	102	98	109	107	106	110	112	114	107	109	1284	107					22
23	100	98	100	109	108	109	99	103	116	118	110	110	1280	107					23
24	102	101	109	100	109	110	108	103	115	105	118	115	1295	108					24
25	108	105	104	96	105	106	104	101	112	107	111	110	1269	106					25
26	111	102	102	107	112	111	101	107	108	107	107	99	1274	106					26
27	94	101	107	108	104	113	105	111	110	104	115	105	1277	106					27
28	107	109	111					115	124	111	101	107	(885)	(111)	8				28
29	110	107	102	110	116	116	117	116	117	105	110	105	1331	111					29
30																			30
31																	DAYS	MEAN	31
Sum*	2348	2369	2384	2369	2442	2430	2407	2432	2527	2499	2523	2466	29196	2439•	COMPLETE		22	= 110.6	
Mean*	106.7	107.7	108.4	107.7	111.0	110.5	109.4	110.5	114.9	113.6	114.7	112.1	→ 1327.2	→	COMPLETE		22	= 110.6	
														3203•	ALL		29	= 110.4	

*FOR COMPLETE DAYS, B = 12; B = NO. OF BIHOURLY VALUES, 12 UNLESS INDICATED; • INDICATES COLUMN SUM

INSTITUTO GEOFISICO DE HUANCAYO

MARCH 1960

TABLE 3 COSMIC-RAY BIHOURLY MEAN VALUES OF DEPARTURES FROM BALANCE, IN UNITS OF 0.1% OF THE TOTAL IONIZATION + 60
CORRECTED FOR BURSTS AND TO BAROMETRIC PRESSURE 510 MM HG, VALUES CENTERED AT INDICATED GMT HOURS

Day	1h	3h	5h	7h	9h	11h	13h	15h	17h	19h	21h	23h		Sum	Mean	B					Day
1	98	94	94	101	101	102	105	110	117	111				(1033)	(103)	10					1
2		103	104	103	104	103	100	109	109	111	106	110		(1162)	(106)	11					2
3	101	102	95	111	106	103	109	113	100	110	112	109		1271	106						3
4	101	99	107	110	110	112	105	104	107	119	117	104		1295	108						4
5	115	114	106	108	103	104	108	107	108	111	103	111		1298	108						5
6	108	112	109	93	104	103	104	104	108	116	116	108		1285	107						6
7	109	106	107	112	110	103	99	109	111	112	112	116		1306	109						7
8	108	115	94	106	103	101	108	114	107	111	109	112		1288	107						8
9	110	110	104	121	113	113	105	115	116	110	120	113		1350	112						9
10	111	104	116	109	112	115	113	111	120	115	119	112		1357	113						10
11	111	113	110	106	102	104	102	116	118	117	103	111		1313	109						11
12	114	112	107	117	110	113	111	111	109	119	125	116		1364	114						12
13	110	114	110	110	111	108	107	112	111	112	114	128		1347	112						13
14	112	117	106	110	117	119	107	117	109	118	111	117		1360	113						14
15	108	97	105	104	113	108	110	115	113	117	113	110		1313	109						15
16	113	108	116	118	115	118	112	118	111	117	110	113		1369	114						16
17	114	111	116	112	118	111	118	109	113	114	116	110		1362	114						17
18	115	109	107	113	120	109	114	112	110	114	119	113		1355	113						18
19	114	112			106	116	114	106	120	112	111	111		(1122)	(112)	10					19
20	114	103	118	114	113	113	115	115	113	114	121	121		1374	114						20
21	112	110	118	113	120	116	113	113	121	118	123	118		1395	116						21
22	106	115	118	115	122	112	118	115	124	128	114	125		1412	118						22
23	112	118	123	115	125	119	120	119	118	121	124	123		1437	120						23
24	126	117	112	119	116	110	115	118	129	118	120	110		1410	118						24
25	110	110	107	119	112	116	119	109	115	118	121	108		1364	114						25
26	104	118	121	120	120	113	120	115	127	118	112	112		1400	117						26
27	123	108	108	110	122	116	115	112	119	110	119	109		1371	114						27
28	112	113	110	114	119	113	114	107	116	124	116	118		1376	115						28
29	118	116	116	116	111	120	111	121	124	132	120	115		1420	118						29
30	120	116	111	115	117	117	117	118	109	121	119	116		1396	116						30
31	106	109	111	105	124	111	108	103	91	102	100	94		1264	105			DAYS		MEAN	31
*Sum	3123	3096	3088	3135	3188	3120	3117	3152	3177	3256	3228	3172		37852	3153	COMPLETE		28	=	112.6	
*Mean	111.5	110.6	110.3	112.0	113.9	111.4	111.3	112.6	113.5	116.3	115.3	113.3	→	13520	→	COMPLETE		28	=	112.7	
															3474	ALL		31	=	112.1	

*FOR COMPLETE DAYS, B = 12; B = NO. OF BIHOURLY VALUES, 12 UNLESS INDICATED; • INDICATES COLUMN SUM

TABLE 4 COSMIC-RAY BIHOURLY MEAN VALUES OF DEPARTURES FROM BALANCE, IN UNITS OF 0.1% OF THE TOTAL IONIZATION +60
CORRECTED FOR BURSTS AND TO BAROMETRIC PRESSURE 510 MM HG, VALUES CENTERED AT INDICATED GMT HOURS

Day	1h	3h	5h	7h	9h	11h	13h	15h	17h	19h	21h	23h		Sum	Mean	B				Day
1	90	76	75	78	81	91	103	92	104	97	88	80		1055	88					1
2	96	86	92	90	91	91	87	86	89	94	89	87		1078	90					2
3	94	87	80	94	91	96	83	87	94	98	94	93		1091	91					3
4	86	82	84	90	89	92	100	92	96	101	102	94		1108	92					4
5	88	87	91	85	98	90	91		99	107	99	92		(1027)	(93)	11				5
6																				6
7	102	94	99	98	96	96	105	101	95	92	109	93		1180	98					7
8	99	90	90	91	91	92	90	101	104	97	98	98		1141	95					8
9	97	95	101	100	99	98	105	114	110	108	110	105		1242	104					9
10	109	105	104	106	107	100	103	103	109	110	117	105		1278	106					10
11	116	122	108	109	102	107	110	113	113	110	108	110		1328	111					11
12	101	113	110	116	115	113	112	121	117	112	113	113		1356	113					12
13	100	110	102	111	114	108	112	110		122	110	113		(1212)	(110)	11				13
14	116	115	109	108	105	120	114	109	112	112	124	108		1352	113					14
15	112	106	111	103	106	106	121	100	105	119	113	112		1314	110					15
16	108	98	110	110	107	107	106	108	121	113	107	113		1308	109					16
17	102	98	107	104	104	112	101	108	101	109	106	107		1259	105					17
18	98	103	111	100	112	116	107	112	116	106	109	112		1302	108					18
19	114	109	110	106	118	119	102	106	114	115	111	118		1342	112					19
20	112	113	115	114	113	114	114	113	114	118	121	119		1380	115					20
21	119	120	110	125	110	107	112	113	125	108	110	113		1372	114					21
22	116	112	115	115	115	123	116	118	120	122	115	116		1403	117					22
23	107	117	121	116	114	115	117	112	117	111	129	114		1390	116					23
24	116	121	123	121	117	119	116	124	121	119	120	117		1434	120					24
25	120	114	120	122	117	120	114	121	120		118	115		(1301)	(118)	11				25
26	114	114	117	112	122	112	118	121	113	121	117	125		1406	117					26
27	118	108	108	105	114	106	110	110	110	112	121	109		1331	111					27
28	104	102	89	97	112	92	89	92	99	100	96	95		1167	97					28
29	93	101	98	99	106	100	106	106	112	118	107	95		1241	103					29
30	99	105	103	108	114	104	107	100	85	87	101	97		1210	101					30
31																		DAYS		MEAN	31
*Sum	2738	2692	2700	2715	2751	2748	2754	2762	2816	2809	2835	2748		33068	2756	COMPLETE		26	=	106.0	
*Mean	105.3	103.5	103.8	104.4	105.8	105.7	105.9	106.2	108.3	108.0	109.0	105.7	→	1271.6	→	COMPLETE		26	=	106.0	
	*FOR COMPLETE DAYS, B = 12; B = NO. OF BIHOURLY VALUES, 12 UNLESS INDICATED; • INDICATES COLUMN SUM														3079	ALL		29	=	106.1	

TABLE 5 COSMIC-RAY BIHOURLY MEAN VALUES OF DEPARTURES FROM BALANCE, IN UNITS OF 0.1% OF THE TOTAL IONIZATION + 60
CORRECTED FOR BURSTS AND TO BAROMETRIC PRESSURE 510 MM HG, VALUES CENTERED AT INDICATED GMT HOURS

Day	1h	3h	5h	7h	9h	11h	13h	15h	17h	19h	21h	23h		Sum	Mean	B					Day
1	84	84	90	86	89	92	91	100	91	90	95	89		1081	90						1
2	89	91	94	89	90	89	92	99	98	99	104	101		1135	95						2
3	95	93	91	93	90	95	98	103	101	109	104	102		1174	98						3
4	88	96	100	95	101	95	97	90	99	112	118	103		1194	100						4
5	109	109	109	97	105	97	98	108	103	113		100		(1148)	(104)	11					5
6	107	100	107	104	100	89	99	96	106	103	112	106		1229	102						6
7	101	98	103	94	101	100	103	102	100	106	112	106		1226	102						7
8	111	111	104	96	100	98	97	90	98	88	71	70		1134	94						8
9	67	66	81	83	92	88	90	101	105	101	97	92		1063	89						9
10	84	83	88	87	95	93	93	105	110	107	107	101		1153	96						10
11	91	89	97	93	97	91	89	92	101	99	102	94		1135	95						11
12	97	102	99	99	101	96	92	90	92	97	99	96		1160	97						12
13	100	96	98	100	100	90	94	96	97	95	93	102		1161	97						13
14	99	98	91	93	94	84	93	90	97	98	104	92		1133	94						14
15	97	91	99	94	84	90	85	91	100	104	96	96		1127	94						15
16	96	95	95	91	97	106			101	103	103	99		(986)	(99)	10					16
17	97	91	100	95	99	97	102	101	118	112	114	116		1242	104						17
18	99	110	96	111	101	107	111	110	117	117	114	118		1311	109						18
19	111	107	114	111	106	112	111	116	115	106	123	121		1353	113						19
20	106	108	114	109	114	104	108	108	118	116	119	115		1339	112						20
21	110	112	117	118	115	114	118	119	119	117	114	112		1385	115						21
22	120	123	105	117	99	108	112	109	115	120	106	100		1334	111						22
23	103	93	90	96	88	101	96	110	98	105	104	104		1188	99						23
24	112	98	107	100	105	99	103	97	104	102	104	91		1222	102						24
25												111		(111)	(111)	1					25
26																					26
27									105	109	114	103		(431)	(108)	4					27
28	107	110	108	109	110	103	111	106	108	106	107	106		1291	108						28
29	110	101	99	92	91	97	86	90	96	96	89	85		1132	94						29
30	85	95	91	92	98	100	93	98	107	114	99	96		1168	97						30
31	101	95	106	99	100	90	100	96	103	101	101	97		1189	99			DAYS		MEAN	31
Sum*	2571	2541	2589	2555	2560	2522	2564	2605	2713	2720	2708	2611		31259	2606•	COMPLETE		26	=	100.2	
Mean*	98.9	97.7	99.6	98.3	98.5	97.0	98.6	100.2	104.3	104.6	104.2	100.4	→	1202.3	→	COMPLETE		26	=	100.2	
	*FOR COMPLETE DAYS, B = 12; B = NO. OF BIHOURLY VALUES, 12 UNLESS INDICATED; • INDICATES COLUMN SUM														3028•	ALL		30	=	100.9	

TABLE 6 COSMIC-RAY BIHOURLY MEAN VALUES OF DEPARTURES FROM BALANCE, IN UNITS OF 0.1% OF THE TOTAL IONIZATION + 60
CORRECTED FOR BURSTS AND TO BAROMETRIC PRESSURE 510 MM HG, VALUES CENTERED AT INDICATED GMT HOURS

Day	1h	3h	5h	7h	9h	11h	13h	15h	17h	19h	21h	23h	Sum	Mean	B				Day
1	106	109	98	102	111	110	103	115	108	111	108	105	1286	107					1
2	112	103	104	104	107	114	113	108	107	99	111	113	1295	108					2
3	106	105	110	108	105	108	118	108	119	118	114	108	1327	111					3
4	110	115	120	124	125	112	119	110	112	114	114	110	1385	115					4
5	106	104	104	115	112	99	107	101	107	112	99	104	1270	106					5
6	87	96	86	100	98	105	105	108	100	105	108	101	1199	100					6
7																			7
8	97	99						101	112	106	117	103	(735)	(105)	7				8
9	107	108	106	111	99	105	111	114	105	106	101	114	1287	107					9
10	107	118	117	107	111	108	107	114	114	112	112	105	1332	111					10
11	108	115	117	115	116	110	105	109	112	109	110	113	1339	112					11
12	114	118	113	122	119	112	118	113	124	125	118	114	1410	118					12
13	114	115	117	111	121	120	115	126	130	121	122	117	1429	119					13
14	122	111	112	115	117	117	116	114	114	114	116	115	1383	115					14
15	107	118	107	119	111	113	119	120	124	118	122	116	1394	116					15
16	122	109	107	114	114	106	108	113	105	120	116	122	1356	113					16
17	121	111	105	115	104	115	111	119	118	118	122	113	1372	114					17
18	118	115	114	110	110	98	109	109	117	112	120	115	1347	112					18
19	116	102	105	108	116	98	105	114	105	111	106	115	1301	108					19
20	115	115	120	109	114	111	114	113	108	123	113		(1255)	(114)	11				20
21		110	115	113	115	111	111	108	115	108	115	120	(1241)	(113)	11				21
22	110	110	104	102	118	112	110	110	118	118	116	113	1341	112					22
23	113	120	108	117	115	120	113	113	115	119	121	112	1386	116					23
24	110	111	110	98	108	107	110	113	113	121	127	115	1343	112					24
25	108	111	116	107	111	101	107	110	123	126	121	112	1353	113					25
26	120	110	110	121	110	116	126	116	114	109	113	116	1381	115					26
27	118	113	116	102	116	103	109	120	118	121	113	101	1350	112					27
28	89	87	84	90	101	95	111	113	115	115	110	105	1215	101					28
29	101	89	103	113	97	105	106	104	114	106	103	103	1244	104					29
30	105	97	99	97	100	97	104	102	99	117	99	105	1221	102					30
31																DAYS		MEAN	31
Sum*	2857	2820	2792	2847	2872	2806	2885	2916	2950	2977	2942	2882	34546	2879•	COMPLETE	26	=	110.7	
Mean*	109.9	108.5	107.4	109.5	110.5	107.9	111.0	112.2	113.5	114.5	113.2	110.8	→ 1328.9	→	COMPLETE	26	=	110.7	
	*FOR COMPLETE DAYS, B = 12; B = NO. OF BIHOURLY VALUES, 12 UNLESS INDICATED; • INDICATES COLUMN SUM													321•	ALL	29	=	110.7	

TABLE 7 COSMIC-RAY BIHOURLY MEAN VALUES OF DEPARTURES FROM BALANCE, IN UNITS OF 0.1% OF THE TOTAL IONIZATION + 60 CORRECTED FOR BURSTS AND TO BAROMETRIC PRESSURE 510 MM HG, VALUES CENTERED AT INDICATED GMT HOURS

Day	1h	3h	5h	7h	9h	11h	13h	15h	17h	19h	21h	23h		Sum	Mean	B				Day
1	101	104	91	108	100	108	105	107	109	113	115	112		1273	106					1
2	109	98	112	97	104	100	109	110	98	115	115	105		1272	106					2
3	103	108	104	100	105	115	104	110	117	112	106	103		1287	107					3
4	105		111	115	104	113	110	115	115	113	114	110		(1225)	(111)	11				4
5	105	106	114	110	107	103	114	112	114	118	110	114		1327	111					5
6	109	102	106	108	111	121	119	108	111	120	113	113		1341	112					6
7	120	112	120	112	111	109	108	111	113	121	116	110		1363	114					7
8	119	116	106	117	108	115	115	110	105	121	116	115		1363	114					8
9	113	117	114	109	114	114	112	119	118	117	113	116		1376	115					9
10	117	113	121	122	120	110	110	113	116	116				(1158)	(116)	10				10
11									112	111	114	110		(447)	(112)	4				11
12		114	113	108	116	117	122	121	121	119	123	108		(1282)	(117)	11				12
13	105	111	122	117	115	120	114	117	107	113	111	119		1371	114					13
14	121	117	118	109	118	117	118	122	110		117	118		(1285)	(117)	11				14
15	93	83	90	90	76	100	101	101	103	102	111	106		1156	96					15
16	108	111	102	106	111	121	108	111	113	117	114	109		1331	111					16
17	100	104	115	105	116	103	106	107	106	110	112	115		1299	108					17
18	111	121	109	113	104	105	111	113	104	106	107	100		1304	109					18
19	105	104	107	99	109	104	98	108	112	110	112	101		1269	106					19
20	106	104	105	107	111	100	104	117	123	112	112	112		1313	109					20
21	108	101	107	101	111	113	106	102	112	112	108	105		1286	107					21
22	108	114	111	109	102	107	104	110	109	114	117	113		1318	110					22
23	112	110	110	108	101	102	109	115	116	114	126	117		1340	112					23
24	114	106	118	106	103	113	120	115	115	114	124	112		1360	113					24
25	109	109	102	111	110	110	119	109	113	120	122	114		1348	112					25
26	119	116	115	114	112	116	112	118	123	126	127	119		1417	118					26
27	122	116	107	107	114	111	104	116	124	116	121	113		1371	114					27
28	116	112	114	112	111	106	117	116	115	115				(1134)	(113)	10				28
29	117	120	124					112				117		(590)	(118)	5				29
30	113	117	109	120				110	117	121	118			(925)	(116)	8				30
31		108	111			118	113	116						(566)	(113)	5	DAYS		MEAN	31
Sum*	2399	2373	2387	2354	2355	2410	2402	2446	2465	2523	2528	2443		29085	2427•	COMPLETE	22	=	110.2	
Mean*	109.0	107.9	108.5	107.0	107.0	109.5	109.2	111.2	112.0	114.7	114.9	111.0	→	1321.9	→	COMPLETE	22	=	110.2	
	*FOR COMPLETE DAYS, B = 12; B = NO. OF BIHOURLY VALUES, 12 UNLESS INDICATED; • INDICATES COLUMN SUM														3459•	ALL	31	=	111.5	

INSTITUTO GEOFISICO DE HUANCAYO

AUGUST 1960

TABLE 8 COSMIC-RAY BIHOURLY MEAN VALUES OF DEPARTURES FROM BALANCE, IN UNITS OF 0.1% OF THE TOTAL IONIZATION + 60
CORRECTED FOR BURSTS AND TO BAROMETRIC PRESSURE 510 MM HG, VALUES CENTERED AT INDICATED GMT HOURS

Day	1h	3h	5h	7h	9h	11h	13h	15h	17h	19h	21h	23h	Sum	Mean	B				Day
1								115	110	114	125	116	(580)	(116)	5				1
2									129	113	121	131	(494)	(124)	4				2
3	130	118	117	120	118	119	112	121	120	126	126	121	1448	121					3
4	124	123	127	120	116	125	115	117	125	123	128	132	1475	123					4
5	132	120	129	119	115	119	118	125	133	125	127	131	1493	124					5
6	123	128	126	127	135	122	124	123	123	126			(1257)	(126)	10				6
7	130	124	122	127	126	129	122	122	119	130	120	134	1505	125					7
8	132	122	121	134	117	126	127	122	123	123	125	116	1488	124					8
9	122	116	128	125	131	134	122	125	127	124	129	129	1512	126					9
10	122	120	127	127	126	123	121	120	130	120	123	120	1479	123					10
11	114	118	124	129	117	120	128	126	127	130	124	115	1472	123					11
12	119	112	116	122	117	115	127	109	113	121	118	129	1418	118					12
13	118	112	120	119	118	115	110	113	130	131	133	129	1448	121					13
14	120	118	117	121	119	117	122	131	127	121	115	118	1446	120					14
15	106	111	112	107	109	113	110	105	113	119	122	111	1338	112					15
16	108	102	110	110	115	105	105	113	113	113	115	116	1325	110					16
17	107	108	115	111	105	116	114	114	107	111	115	106	1329	111					17
18	113	112	107	109	119	114	123	112	119	133	119	127	1407	117					18
19	127	117	114	111	115	116	112	109	112	116	116	107	1372	114					19
20	118	111	109	108	119	114	116	115	114	125	126	115	1390	116					20
21	115	114	116	112	109	114	112	117	127	128	120	118	1402	117					21
22	119	110	122	116	111			122	129	130	120	123	(1202)	(120)	10				22
23	114	112	106	114	110	120	122	120	116	120	126	119	1399	117					23
24	109	111	116	110	114	118	117	126	120	121	118	116	1396	116					24
25	110	112	116	119	119	115	117	114	118	113	122	112	1387	116					25
26	116	118	114	118	117	114	111	116	114	117	116	123	1394	116					26
27	119	110	114	116	113	118	118	120	116	127	129	113	1413	118					27
28	110	116	116	117	119	118	115	113	118	126	126	117	1411	118					28
29	124	113	113	109	94	106	101	96	111	111	123	104	1305	109					29
30	104	104	100	111	113	120					119	116	(887)	(111)	8				30
31	112	113	110	118	107	113	110	116	117	115	126	118	1375	115			DAYS		MEAN 31
*Sum	3071	2983	3036	3052	3004	3056	3027	3037	3109	3169	3187	3096	36827	3078•	COMPLETE		26	=	118.1
*Mean	118.1	114.7	116.8	117.4	115.5	117.5	116.4	116.8	119.6	121.9	122.6	119.1	→ 1416.4	→	COMPLETE		26	=	118.0
	*FOR COMPLETE DAYS, B = 12; B = NO. OF BIHOURLY VALUES, 12 UNLESS INDICATED; • INDICATES COLUMN SUM													3667•	ALL		31	=	118.3

TABLE 9 COSMIC-RAY BIHOURLY MEAN VALUES OF DEPARTURES FROM BALANCE, IN UNITS OF 0.1% OF THE TOTAL IONIZATION + 60
CORRECTED FOR BURSTS AND TO BAROMETRIC PRESSURE 510 MM HG, VALUES CENTERED AT INDICATED GMT HOURS

Day	1h	3h	5h	7h	9h	11h	13h	15h	17h	19h	21h	23h		Sum	Mean	B					Day
1	118	110	116	110	112	116	120	120	117	120	131	119		1409	117						1
2	120	108	111	121	121	126	119	124	124	117	115	122		1428	119						2
3	121	112	117	122	125	133	119	121	114	117	111	119		1431	119						3
4	108	116	118	120	112	117	108	110	110	121	118	114		1372	114						4
5	106	108	113	117	118	117	106	110	105	99	104	108		1311	109						5
6	103	107	103	101	102	105	110	103	108	110	110	105		1267	106						6
7	107	98	105	100	113	108	107	105	113	106	102	109		1273	106						7
8	100	111	105	114	113	112	106	115	116	115	113	112		1332	111						8
9	120	116	112	118	120	110	110	105	117	123	110	110		1371	114						9
10	119	121	121	119	130	123	113	116	115	127	133	112		1449	121						10
11	120	125	115	116	115	121	107	116	112	116	117	115		1395	116						11
12	132	119	115	118	120	108	120	125	120	119	122	116		1434	120						12
13	119	121	127	118	127	125	120	122	118	128	128	125		1478	123						13
14	119	120	119	118	120	122	120	119	125	122	128	137		1469	122						14
15	118	118	117	122	121	124	115	125	126	124	120	127		1457	121						15
16	123	120	111	114	109	113	124	113	126	130	129	116		1428	119						16
17	116	116	105	113	119	118	121	124	121	122	126	123		1424	119						17
18	114	118	126	112	118	121	124	119	124	129	126	131		1462	122						18
19	116	124	116	121	117	122	118	129	120	125	124	121		1453	121						19
20	119	110	113	111	122	112	121	126	121	128	128	126		1437	120						20
21	122	118	118	110	124	122	127	120	126	120	123	116		1440	120						21
22	127	122	126	138	126	127	116	113	125	123	126	127		1496	125						22
23	131	123	124	125	123	120	133	130	133	132	125	128		1527	127						23
24	130	121	127	120	123	116	123	125	118	123	124	118		1468	122						24
25	120	119	125	121	119	124	122	116	126	124	139	113		1468	122						25
26	115	122	129	118	120	124	120	124	120	128	126	127		1473	123						26
27	128	127	121	131	127	124	120	120	131	121	125	123		1498	125						27
28	120	113	116	121	120	116	120	127	126	123	127	117		1446	120						28
29	119	113	116	114	114	118	114	120	122	127	127	130		1434	120						29
30	121	117	118	126	131	117	123					120		(973)	(122)	8					30
31																		DAYS		MEAN	31
Sum*	3430	3376	3387	3403	3450	3444	3403	3442	3479	3519	3537	3466		41336	3443	COMPLETE		29	=	118.7	
Mean*	118.3	116.4	116.8	117.3	119.0	118.8	117.3	118.7	120.0	121.3	122.0	119.5	→	14254	→	COMPLETE		29	=	118.8	
	*FOR COMPLETE DAYS, B = 12; B = NO. OF BIHOURLY VALUES, 12 UNLESS INDICATED; • INDICATES COLUMN SUM														3565•	ALL		30	=	118.8	

INSTITUTO GEOFISICO DE HUANCAYO — OCTOBER 1960

TABLE 10 — COSMIC-RAY BIHOURLY MEAN VALUES OF DEPARTURES FROM BALANCE, IN UNITS OF 0.1% OF THE TOTAL IONIZATION + 60
CORRECTED FOR BURSTS AND TO BAROMETRIC PRESSURE 510 MM HG, VALUES CENTERED AT INDICATED GMT HOURS

Day	1h	3h	5h	7h	9h	11h	13h	15h	17h	19h	21h	23h		Sum	Mean	B					Day
1	120	116	123	122	117	121	121	128	132	121	116	120		1457	121						1
2	116	121	121	120	115	118	119	127	122	119	121	128		1447	121						2
3	125	122	117	121	123	121	119	125	122	123	122	125		1465	122						3
4	125	121	120	114	124	122	117	119	133	135	130	122		1482	124						4
5	113	115	121	114	112	116	117	126	130	128	125	123		1440	120						5
6	120	119	108	102	99	104	106	107	103	98	99	92		1257	105						6
7	90	92	102	98	104	101	104	112	111	108	104	105		1231	103						7
8	101	98	105	101	105	119	102	109	102	103	109	106		1260	105						8
9	104	107	115	110	114	112	114	110	102	112	108	114		1322	110						9
10	111	112	111	113	117	112	108	108	103	113	116	106		1330	111						10
11	114	112	110	115	114	112	106	103	108	114	116	118		1342	112						11
12	118	119	115	118	120	116	115	121	118	118	107	117		1402	117						12
13	109	108	109	115	119	106	114	109	113	126	114	119		1361	113						13
14	105	106	101	110	107	110	119	117	122	126	112	110		1345	112						14
15	97	105	113	106	105	115	110	122	120	122	115	121		1351	113						15
16	112	108	113	119	116	116	113	119	120	127	119	125		1407	117						16
17	108			123	113	111	118	117	122	124	119	124		(1179)	(118)	10					17
18	113	111	109	118	117	119	118	121	114	113	114	126		1393	116						18
19	119	110	116	118	114	115	116	121	126	119	127	126		1427	119						19
20	117	117	119	121	118	112	124	119	127	128	127	125		1454	121						20
21	124	124	122	121	116	115	120	115	124	127	128	129		1465	122						21
22	117	120	121	121	124	116	121					121		(961)	(120)	8					22
23	127	115	124	114	120	120	121	125	132	132	126	125		1481	123						23
24	132	125	115	121	115	117	109	125	131	127	127	131		1475	123						24
25	121	107	114	119	123	119	115	120	118	127	122	127		1432	119						25
26	126	113	113	113	115	117	111	125	124	133	124	117		1431	119						26
27	113	116	120	114	121	109	120	124	117	121	122	118		1415	118						27
28			123	126	120				121	119	124	112		(845)	(121)	7					28
29	115	116	124	115	121	119	125	125	117	114	125	111		1427	119						29
30	115	118	125	124	131	128	111	122	121	116	131	125		1467	122						30
31	122	125	127	123	116	118	125	119	124	117	124	118		1458	122			DAYS		MEAN	31
Sum*	3224	3178	3232	3219	3238	3229	3219	3323	3336	3367	3330	3329		39224	3269•	COMPLETE		28	=	116.8	
Mean*	115.1	113.5	115.4	115.0	115.6	115.3	115.0	118.7	119.1	120.2	118.9	118.9	→	1400.7	→	COMPLETE		28	=	116.7	
	*FOR COMPLETE DAYS, B = 12; B = NO. OF BIHOURLY VALUES, 12 UNLESS INDICATED; • INDICATES COLUMN SUM														3628•	ALL		31	=	117.0	

TABLE 11 COSMIC-RAY BIHOURLY MEAN VALUES OF DEPARTURES FROM BALANCE, IN UNITS OF 0.1% OF THE TOTAL IONIZATION + 60 CORRECTED FOR BURSTS AND TO BAROMETRIC PRESSURE 510 MM HG, VALUES CENTERED AT INDICATED GMT HOURS

Day	1h	3h	5h	7h	9h	11h	13h	15h	17h	19h	21h	23h	Sum	Mean	B				Day
1	121	115	119	123	116	118	126	112	120	123	124	114	1431	119					1
2	121	121	117	131	120	124	123	122	120				(1099)	(122)	9				2
3	116	123	127	124	117	120	116	113	116	125	131	113	1441	120					3
4	122	122	130	125	123	129	122	123	122	123	118	121	1480	123					4
5	119	114	120	116	125	122	122	132	131	122	110	133	1466	122					5
6	121	124	123										(368)	(123)	3				6
7									120	129	128	128	(505)	(126)	4				7
8	125	124	128	127	121	121	127	124	127	129	122	134	1509	126					8
9	122	123	116	128	122	121	119	122	128	123	138	129	1491	124					9
10	120	127	114	123	126	129	133	122					(994)	(124)	8				10
11	124	112	116	114	124	125	121	124	124				(1084)	(120)	9				11
12	115	120	120	131	122	115	126	130	121	130	106	87	1423	119					12
13	103	94	95	102	107	104	88	81	93	88	74	72	1101	92					13
14	74	66	72	75	76	81	91	86	93	84	80	80	958	80					14
15	87	83	74	87	100	89	82	84	80	73	88	88	1015	85					15
16	62	79	66	78	90	78	89	101	100	105	99	96	1043	87					16
17	94	95	83	95	99	102	94	101	105	92	99	106	1165	97					17
18	108	110	114	119	105	99	108	104	116	111	107	117	1318	110					18
19	115	108	105	104	113	116	119	109	115	102	108	109	1323	110					19
20	105	106	110	128	114	114	111	114	103	112	109	110	1336	111					20
21	104	108	105	116	112	118	123	117	122	124	118	116	1383	115					21
22	105	102	102	112	110	109	96	105	97	111	106	116	1271	106					22
23																			23
24	103	101	97	105	107	101	101		108	110	103	102	(1138)	(103)	11				24
25	94	96	97	99	104	101	103		117	121	117	120	(1169)	(106)	11				25
26	106	103	95	103	117	115	112	106	110	114	113	112	1306	109					26
27	106	122	113	103	114	119	112	117	122	114	123	116	1381	115					27
28	114	120	112	115	113	118	112	115	120	117	116	124	1396	116					28
29	117	111	110	109	115	112	118	120	124	115	121		(1272)	(116)	11				29
30	112	117	105	122	120	113	114	124	123	121	120	117	1408	117					30
31																	DAYS		MEAN 31
Sum*	2235	2254	2211	2333	2336	2321	2309	2320	2364	2343	2309	2310	27645	2303•	COMPLETE		21	=	109.7
Mean*	106.4	107.3	105.3	111.1	111.2	110.5	110.0	110.5	112.6	111.6	110.0	110.0	→ 1316.5	→	COMPLETE		21	=	109.7
														3243•	ALL		29	=	111.8

*FOR COMPLETE DAYS, B = 12; B = NO. OF BIHOURLY VALUES, 12 UNLESS INDICATED; • INDICATES COLUMN SUM

TABLE 12 COSMIC-RAY BIHOURLY MEAN VALUES OF DEPARTURES FROM BALANCE, IN UNITS OF 0.1% OF THE TOTAL IONIZATION + 60 CORRECTED FOR BURSTS AND TO BAROMETRIC PRESSURE 510 MM HG, VALUES CENTERED AT INDICATED GMT HOURS

Day	1h	3h	5h	7h	9h	11h	13h	15h	17h	19h	21h	23h	Sum	Mean	B	Day
1	108	102	122	114	120	110	125	126	119	112	111	124	1393	116		1
2	113	110	115	112	119	117	119	116	121	118	125	112	1397	116		2
3	116	123	114	116	120	114	112	118	122	112	124	116	1407	117		3
4								111	119	127	125	128	(610)	(122)	5	4
5	118	122	119	120	118	119	122	120	126	128	126	119	1457	121		5
6	115	112	109	118	116	115	115	115	122	123	115	113	1388	116		6
7	116	116	117	121	134	117	120	113	124	120	122	121	1441	120		7
8	119	126	125	133	115	115	119	120	122	115	122	112	1443	120		8
9	109	117	113	113	110	108			116	116	112	116	(1130)	(113)	10	9
10	105	107	115	110	121	114	106	119	115	114	114	124	1364	114		10
11	124	118	120	120	116	116	123	121	124	121	128	120	1451	121		11
12	114	122	124	120	128	116	116	120	132	126	119	123	1460	122		12
13	119	121	124	122	116	126	118	128	125	126	128	126	1479	123		13
14	124	125	120	121	127	117	132	123	126	119	126	116	1476	123		14
15	110	123	120	127	126	114	129	117	128	123	115	117	1449	121		15
16	116	124	126	121	123	119	122	118	123	120	121	119	1452	121		16
17	113	120	125	119	108	116	124	120	129	126	134	125	1459	122		17
18	119	120	126	121	131	120	117	123	120	123	136	122	1478	123		18
19	112	126	127	116	116	115	115	123	127	125	120	123	1445	120		19
20	122	120	126	121	131	124	120	127	126	127	123	119	1486	124		20
21	117	124	123	133	121	123	125	131	125	124	128	129	1503	125		21
22	131	126	126	120	124	123	128	123	129	118	135	124	1507	126		22
23	123	125	121	129	134	122	121	122	124	123	131	118	1493	124		23
24	125	116	126	132	119	122	119	115	132	127	124	121	1478	123		24
25	119	129	121	131				133	132	135	134	127	(1161)	(129)	9	25
26	126	115	121	113	123	126	118	123	129	126	122	114	1456	121		26
27	108	116	115	115	122	117	121	131	122			121	(1188)	(119)	10	27
28	111	112	114	112	114	122	122	130	118	120	108	116	1399	117		28
29	122	119	122	119	120	124	126	120	127	124	124	121	1468	122		29
30	116	125	121	121	123	126	125	124	123	116	128	122	1470	122		30
31	121	120	127	131	131	125	128	119	124	121	127	115	1489	124		31
*Sum	3175	3219	3275	3262	3294	3217	3266	3274	3362	3277	3336	3281	39188	3264	COMPLETE	DAYS 27 = MEAN 120.9
*Mean	1176	119.2	121.3	120.8	122.0	119.1	121.0	121.3	124.5	121.4	123.6	119.7	→ 1451.5	→	COMPLETE	27 = 121.0
														3747	ALL	31 = 120.9

*FOR COMPLETE DAYS, B = 12; B = NO. OF BIHOURLY VALUES, 12 UNLESS INDICATED; • INDICATES COLUMN SUM

TABLE 13 COSMIC-RAY BIHOURLY MEAN VALUES OF DEPARTURES FROM BALANCE, IN UNITS OF 0.1% OF THE TOTAL IONIZATION + 60
CORRECTED FOR BURSTS AND TO BAROMETRIC PRESSURE 510 MM HG, VALUES CENTERED AT INDICATED GMT HOURS

Day	1h	3h	5h	7h	9h	11h	13h	15h	17h	19h	21h	23h	Sum	Mean	B				Day
1	113	130	119	124	135	128	124	116	116	124	122	116	1467	122					1
2	118	122	115	124	122	117	119	111	121	131	122	117	1439	120					2
3	131	118	120	124	122	117	116	124	117	119	129	126	1463	122					3
4	128	124	116	123	126	120	126	125					(988)	(124)	8				4
5	122	124	121	124	123	132	123	123	122	121	125	125	1485	124					5
6	117	119	128	128	129	118	121	138	128	119	131	124	1500	125					6
7	127	121	128	124	126	122	123	120	123	128	113	129	1484	124					7
8	113	126	126	129	122	130	128	124	124	126	119	139	1506	126					8
9	130	122	126	125	130	128	128	119	119	122	135	135	1519	127					9
10	128	120	129	121	122	121	124	118	128	129	130	122	1492	124					10
11	126	124	119	123	124	125	123	122	129	129	132	119	1495	125					11
12	116	121	133	121	130	127	120	126	134	132	129	132	1521	127					12
13	124	122	122	115	132	130	128	134	128	136	135	130	1536	128					13
14	116	123	122	119	125	129	137	135	130	140	128	133	1537	128					14
15	131	123	125	124	134	125	129	130	128	135	136	139	1559	130					15
16	132	122	133	128	131	121	125	136	140	138	133	125	1564	130					16
17	120	132	124	124	120	128	123	124	131	132	135	129	1522	127					17
18	127	120	127	118	124	125	119	119	123	131			(1233)	(123)	10				18
19	128	115	117	116	110	116	116	125	119	116	122	123	1423	119					19
20	123	114	127	123	129	123	121	121	126	122	126	115	1470	122					20
21	119	118	114	119	119	114	121	122	117	122	124	123	1432	119					21
22	108	113	108	115	116	114	114	115	121	116	110	122	1372	114					22
23	114	109	111	119	108	123	121	112	122	122	119	119	1399	117					23
24	112	111	116	124	125	117	122	117	122	126			(1192)	(119)	10				24
25		122	116	126	129	123	120	123	121	118	117	114	(1329)	(121)	11				25
26	110	118	121	115	117	117	128	133	124	119	126	123	1451	121					26
27	120	114	124	119	126	117	115	121	119	122	126	121	1444	120					27
28	120	122	118	117	126	124	121	125	123	125	122	115	1458	122					28
29	120	122	118	114	120	124							(718)	(120)	6				29
30	125	120	123	121	126	121	116	117	128	128	119	126	1470	122					30
31	123	125	122	125	119	127	122	124	129	131	126	132	1505	125			DAYS		MEAN 31
Sum*	3154	3137	3175	3166	3223	3194	3186	3215	3246	3284	3274	3259	38513	3218	COMPLETE		26	=	123.5
Mean*	121.3	120.7	122.1	121.8	124.0	122.8	122.5	123.7	124.8	126.3	125.9	125.3	→ 1481.2	→	COMPLETE		26	=	123.4
	*FOR COMPLETE DAYS, B = 12; B = NO. OF BIHOURLY VALUES, 12 UNLESS INDICATED; • INDICATES COLUMN SUM													3817•	ALL		31	=	123.1

TABLE 14 COSMIC-RAY BIHOURLY MEAN VALUES OF DEPARTURES FROM BALANCE, IN UNITS OF 0.1% OF THE TOTAL IONIZATION + 60
CORRECTED FOR BURSTS AND TO BAROMETRIC PRESSURE 510 MM HG, VALUES CENTERED AT INDICATED GMT HOURS

Day	1h	3h	5h	7h	9h	11h	13h	15h	17h	19h	21h	23h	Sum	Mean	B				Day
1	118	124	120	129	122	123	127		120	126	127	117	(1353)	(123)	11				1
2	129	125	132	131	126	125	129	122	122	122	121	126	1510	126					2
3	121	119	119	121	123	128	123	128	126	129	119	129	1485	124					3
4	117	122	120	127	125	132	119	128	124	125	127	126	1492	124					4
5	110	120	118	120	120	131	122	134	124	119	117	116	1451	121					5
6	116	121	122	136	122	127	133	135	122	125	124	125	1508	126					6
7	125	116	119	125	121	137	126	130	133	125	128	113	1498	125					7
8	119	128	119	113	123	122	124	130	132	127	120	124	1481	123					8
9	120	125	122	126	128	126	125	124	125	135		125	(1381)	(126)	11				9
10	119	120	127	114	120	116	120	128	119	131	127	125	1466	122					10
11	123	116	110	117	106	116	118	113	131	133			(1183)	(118)	10				11
12	116	125	122	121	123	119	122	122	125	134	132	123	1484	124					12
13	129	125	123	119	120	125	123	124	138	134	128	130	1518	126					13
14	129	124	123	121	113	120	126	121	123	125	126	133	1484	124					14
15	125	123	130	122	121	123	127	130	129	124	123	119	1496	125					15
16	127	120	114	122	126	117	120	113	128	119	121	118	1445	120					16
17	116	116	121	116	123	119	116	109	115	117	118	115	1401	117					17
18	121	125	114	117	124	125	119	125	130	125	123	116	1464	122					18
19	116	119	111	116	122	125	123	123	130	122	125	126	1458	122					19
20	124	122	117	123	120	125	115	120	125	124	115	124	1454	121					20
21	125	112	125	123	116	125	121	125	120	119	124	118	1453	121					21
22	118	119	125	120	115	116	113	110	117	116	121	120	1410	118					22
23	121	123	124	121	114	127	120	122	115	123	118	114	1442	120					23
24	115	115	113	119	124	117	117	123	119	120	120	107	1409	117					24
25	116	126	116	120	121	121	120	116	125	126	117	113	1437	120					25
26	118	119	123	128	122			126	119	121	127	124	(1227)	(123)	10				26
27	120	114	122	119	125		123	132	130			127	(1112)	(124)	9				27
28	114	126	116	124	127	127	129	123	133	122	121	117	1479	123					28
29																			29
30																			30
31																DAYS		MEAN	31
Sum*	2768	2791	2770	2791	2789	2849	2807	2841	2874	2853	2815	2777	33725	2811•	COMPLETE	23	=	122.2	
Mean*	120.3	121.3	120.4	121.3	121.3	123.9	122.0	123.5	125.0	124.0	122.4	120.7	→ 1466.1	→	COMPLETE	23	=	122.2	
														3425	ALL	28	=	122.3	

*FOR COMPLETE DAYS, B = 12; B = NO. OF BIHOURLY VALUES, 12 UNLESS INDICATED; • INDICATES COLUMN SUM

TABLE 15 COSMIC-RAY BIHOURLY MEAN VALUES OF DEPARTURES FROM BALANCE, IN UNITS OF 0.1% OF THE TOTAL IONIZATION + 60 CORRECTED FOR BURSTS AND TO BAROMETRIC PRESSURE 510 MM HG, VALUES CENTERED AT INDICATED GMT HOURS

Day	1h	3h	5h	7h	9h	11h	13h	15h	17h	19h	21h	23h		Sum	Mean	B					Day
1	116	104	123	130	127	127	122	126	126	127	117	115		1460	122						1
2	112	116	125	120	112	125	113	117	116	126	118	115		1415	118						2
3	113	110	113	126	120	126	124	116	120	127	124	120		1439	120						3
4	121	117	126	111	116	116	127	124	121	120	123	121		1443	120						4
5	116	123	130	118	127	127	128	127	115	121	124	124		1480	123						5
6	123	123	132	133	132	138	131	126	127	121	127	120		1533	128						6
7	123	120	122	117	123	123	119	128	127	128	128	128		1486	124						7
8	123	120	124	123	124	123	125	128	124	123	129	124		1490	124						8
9	118	111	123	124	129	122	132	128	128	125	123	123		1486	124						9
10	117	118	117	113	115	124	128	116	124	125	118	122		1437	120						10
11	114	119	115	114	121	123	122	119	121	122	129	120		1439	120						11
12	124	120	112	125	116	119	122	116	114	125	120	127		1440	120						12
13	115	123	115	123	120	115	127	123	129	123	129	123		1465	122						13
14	115	119	120	128	122	127	125		126	116	127	125		(1350)	(123)	11					14
15	116	106	121	118	127	124	123	118	124	121	121	127		1446	120						15
16	127	131	124	121	120	125	120	120						(988)	(124)	8					16
17	126	117	127	124	128	123	132	126	128	132	127	129		1519	127						17
18	118	134	125	123	126	127	127	121	132	125	133	129		1520	127						18
19				124	126	125	117	120	133	129	131	121		(1126)	(125)	9					19
20	117	116	113	117	124	122	122	122	116	127	130	128		1454	121						20
21	118	117	116	125	124	122	125	119	127	130	133	119		1475	123						21
22	125	134	125	124	117	122	127	115	123	126	130	127		1495	125						22
23	123	122	115	116	124	119	124	126	119	120	125	116		1449	121						23
24	129	120	128	119	125	123	129	122	127	126	133	119		1500	125						24
25	116	128	126	121	130	125	122	125	125	120	119	128		1485	124						25
26	126	120	123	134	121	130	119	128	122	125	123	119		1490	124						26
27	124	128	118	119	131	134	120	124	122	120	123	123		1486	124						27
28	118	112	113	123	122	127	123	121	130	120	128	127		1464	122						28
29	116	129	129	128	142	127	123	127	131	131	130	129		1542	128						29
30	124	119	128	120	123	122	114	118	126	128	130	121		1473	123						30
31	116	115	118	127	130	115	123	128	121	118	123	113		1447	121			DAYS		MEAN	31
*Sum	3347	3341	3402	3415	3476	3470	3473	3434	3465	3482	3517	3436		41258	3440•	COMPLETE		28	=	122.9	
*Mean	119.5	119.3	121.5	122.0	124.1	123.9	124.0	122.6	123.8	124.4	125.6	122.7	→	1473.4	→	COMPLETE		28	=	122.8	
	*FOR COMPLETE DAYS, B = 12; B = NO. OF BIHOURLY VALUES, 12 UNLESS INDICATED; • INDICATES COLUMN SUM														3812	ALL		31	=	123.0	

TABLE 16 COSMIC-RAY BIHOURLY MEAN VALUES OF DEPARTURES FROM BALANCE, IN UNITS OF 0.1% OF THE TOTAL IONIZATION + 60 CORRECTED FOR BURSTS AND TO BAROMETRIC PRESSURE 510 MM HG, VALUES CENTERED AT INDICATED GMT HOURS

Day	1h	3h	5h	7h	9h	11h	13h	15h	17h	19h	21h	23h		Sum	Mean	B					Day
1	128	121	118	122	121	127	121	119	133	115	118	123		1466	122						1
2	127	120	127	130	130	119	126	120	118	120	126	129		1492	124						2
3	120	126	124	122	126	120	125	118	133	135	119	124		1492	124						3
4	120	111	126	121	122	121	127	136	135	125	128	122		1494	124						4
5	129	123	123	121	122	131	127	129	129	124	133	128		1519	127						5
6	126	127	126	120	127	131	125	124	120	136	127	126		1515	126						6
7	118	120	115	121	119	126	120	118	135	124	130	128		1474	123						7
8	119	118	123	117	120	125	127	123	135	135	134	125		1501	125						8
9	122	121	129	123	127	131	119	126	128	128	125	126		1505	125						9
10	126	117	127	124	112	121	116	121	128	124	125	128		1469	122						10
11	126	123	122	120	125	123	125	132	126	134	128	120		1504	125						11
12	122	119	122	116	122	128	122	129	137	132	130	128		1507	126						12
13	132	124	124	123	127	121	133	130	133	120	127	133		1527	127						13
14	116	122	118	121	115	109	111	112	121	121	125	127		1418	118						14
15	113	120	115	113	117	114	117	124	123	128	129	112		1425	119						15
16	111	99	108	122	115	113	118	120	118	118	121	114		1377	115						16
17	114	113	117	122	119	113	110	115	118	125	120	112		1398	116						17
18	117	106	112	121	122	121	126	117	115	120	124	107		1408	117						18
19	112	114	125	121	112	117	117	123						(941)	(118)	8					19
20	116	117	126	119	126	119	115	121		123	120	124		(1326)	(121)	11					20
21	112	130	121	122	124	123	116	116	130	132	126	119		1471	123						21
22	116	124	128	133	131	136	131	127	131	126	122	120		1525	127						22
23	119	121	122	118	128	117	129	117	125	118	124	122		1460	122						23
24	110	110	118	121	127	120	115	116	134	128	129	124		1452	121						24
25	117	122	113	126	125	125	117	121	120	128	128	120		1462	122						25
26	120	122	129	120	125	117	124	117	127	122	126	124		1473	123						26
27	125	120	134	111	122	125	127	118	128	126	124	128		1488	124						27
28	123	125	117	124	127	116	120	126	124	133	124	119		1478	123						28
29	121	125	113	120	127	118	124	131	130	123	119	123		1474	123						29
30	122	122	126	120	122	119	126	121	118	124	128	120		1468	122						30
31																		DAYS		MEAN	31
Sum*	3371	3351	3397	3394	3446	3410	3424	3423	3552	3524	3519	3431		41242	343.5•	COMPLETE		28	=	122.7	
Mean*	120.4	119.7	121.3	121.2	123.1	121.8	122.3	122.2	126.9	125.9	125.7	122.5	→	1473.0	→	COMPLETE		28	=	122.8	
	*FOR COMPLETE DAYS, B = 12; B = NO. OF BIHOURLY VALUES, 12 UNLESS INDICATED; • INDICATES COLUMN SUM														3674•	ALL		30	=	122.5	

TABLE 17 COSMIC-RAY BIHOURLY MEAN VALUES OF DEPARTURES FROM BALANCE, IN UNITS OF 0.1% OF THE TOTAL IONIZATION + 60 CORRECTED FOR BURSTS AND TO BAROMETRIC PRESSURE 510 MM HG, VALUES CENTERED AT INDICATED GMT HOURS

Day	1h	3h	5h	7h	9h	11h	13h	15h	17h	19h	21h	23h		Sum	Mean	B				Day
1	120	110	119	115	131	116	108	123	123	129	128	118		1440	120					1
2	123	115	118	119	118	115	131	124	123	115	130	120		1451	121					2
3	124	122	113	123	124	120	118	118	123	132	124	130		1471	123					3
4	116	116	122	114	132	125	120	123	124	122	125	125		1464	122					4
5	128	123	119	120	124	123	119	124	126	123	135	115		1479	123					5
6	124	117	117	117	124	119	124	123	123	131	128	118		1465	122					6
7	128	119	114	122	119	125	121	118	126	130	122	124		1468	122					7
8	125	118	119	122	125	112	118	121	125	123	130	120		1458	122					8
9	122	123	127	129	125	124	118	123	125	125	122	121		1484	124					9
10	126	124	124	126	122	128	129	122	122	128	130	127		1508	126					10
11	128	122	123	117	118	124	128	128	128	130	128	122		1496	125					11
12	119	117	116	119	122	120	113	120	128	128	119	122		1443	120					12
13	121	116	117	125	134	121	129	120	122	119	122	116		1462	122					13
14	122	118	124	129	124	124	122	119	130	128	130	127		1497	125					14
15	126	122	131	133	134	127	121	123	124	122	126	121		1510	126					15
16	128	126	128	128	130	127	123	131	135	130	122	117		1525	127					16
17	123	131	117	123	131	121	128	125	128	131	131	125		1514	126					17
18	125	124	128	124	126	116	132	127	131	127	123	125		1508	126					18
19	121	123	120	118	119	126	116	123	125	130	124	133		1478	123					19
20	123	129	125	120	113	116	121	120	120	128	128	125		1468	122					20
21	124	118	122	122	115	120	120	127	127	132	124	128		1479	123					21
22	118	114	118	119	117	112	115	114	117	117	111	118		1390	116					22
23	110	108	112	109	116	116	117	109	115	113	113	113		1351	113					23
24	120	116	118	117	119	122	115	122	117	121	124	125		1436	120					24
25	117	116	116	122	122	126	116	123	134	122				(1214)	(121)	10				25
26	123	114	124	130	119	120	121							(851)	(122)	7				26
27																				27
28																				28
29									128	125	122	115		(490)	(122)	4				29
30	126	123	115	119	118	119	127	118	122	119	124	118		1448	121					30
31	127	112	121	124	119	121	124					124		(972)	(122)	8	DAYS		MEAN	31
*Sum	3070	2994	3006	3029	3080	3018	3033	3045	3109	3133	3123	3053		36693	3068	COMPLETE	25	=	122.4	
*Mean	122.8	119.8	120.2	121.2	123.2	120.7	121.3	121.8	124.4	125.3	124.9	122.1	→	1467.7	→	COMPLETE	25	=	122.3	
	*FOR COMPLETE DAYS, B = 12; B = NO. OF BIHOURLY VALUES, 12 UNLESS INDICATED; • INDICATES COLUMN SUM														2549	ALL	29	=	122.3	

TABLE 18 COSMIC-RAY BIHOURLY MEAN VALUES OF DEPARTURES FROM BALANCE, IN UNITS OF 0.1% OF THE TOTAL IONIZATION + 60
CORRECTED FOR BURSTS AND TO BAROMETRIC PRESSURE 510 MM HG, VALUES CENTERED AT INDICATED GMT HOURS

Day	1h	3h	5h	7h	9h	11h	13h	15h	17h	19h	21h	23h		Sum	Mean	B				Day
1	123	128	127	121	127	124	124	119	125	136	127	117		1498	125					1
2	106	122	122	110	129	116	114	127	119	116	117	122		1420	118					2
3	112	125	119	111	120	118	121	116	124	124	124	129		1443	120					3
4	122	120	128	118	130	113	119	126	121	125	131	127		1480	123					4
5	130	119	122	124	120	119	114	124	133	130	130	128		1493	124					5
6	127	122	121	122	118	122	128	126	125	126	120	115		1472	123					6
7	123	115	113	117	118	120	106	113	118	127	127	112		1409	117					7
8	117	120	116	120	111	113	119	126	126	134	122	122		1446	120					8
9			131				119	122	129	129	129	118		(877)	(125)	7				9
10	119	116	117	121	124	121	124	113	120	120	118	116		1429	119					10
11	127	124	122	111	123	115	119	131	126	119	123	131		1471	123					11
12	125	116	122	128	122	126	125	132	133	122	123	117		1491	124					12
13	120	126	123	120	126	121	125	136	124	129	125	132		1507	126					13
14	128	128	132	125	131	117	122	131	129	124	124	120		1511	126					14
15	120	123	121	120	120	127	116	116	130	126	121	122		1462	122					15
16	130	122	118	116	120	118	124	119	122	130	122	123		1464	122					16
17	120	119	114	119	109	116	114	120	117	118	123	114		1403	117					17
18	122	110	123	111	119	113	121	126	120	124	119	123		1431	119					18
19	119	119	120	121	122	112	121	116	113	121	126	121		1431	119					19
20	114	114	112	115	111	115	106	126	118	126	120	115		1392	116					20
21	118	118	126	112	113	112	112	117	122	120	119	120		1409	117					21
22	113	122	124	110	127	121	124	114	112	121	116	121		1425	119					22
23	130	125	116	124	118	120	113	116	122	122	121	128		1455	121					23
24	124	121	128	123	117	114	120	111	119	126	121	126		1450	121					24
25	130	121	121	131	123	121	118	120	121	120	134	128		1488	124					25
26	127	124	129	119	122	125	122	125	138	131	128	132		1522	127					26
27	133	122	124	123	113	119	131	123	129	131	135	128		1511	126					27
28	130	114	126	128	124	120	127	123	120	130	125	118		1485	124					28
29	122	112	127	121	118	121	124	112	111	118	126	127		1439	120					29
30	127	115	126	119	116	121	117	119	122	124	135	124		1465	122					30
31																	DAYS		MEAN	31
Sum*	3558	3482	3539	3460	3491	3440	3470	3523	3559	3620	3602	3558		42302	3528	COMPLETE	29	=	121.5	
Mean*	122.7	120.1	122.0	119.3	120.4	118.6	119.7	121.5	122.7	124.8	124.2	122.7	→	1458.7	→	COMPLETE	29	=	121.6	
	*FOR COMPLETE DAYS, B = 12; B = NO. OF BIHOURLY VALUES, 12 UNLESS INDICATED; • INDICATES COLUMN SUM														3649	ALL	30	=	121.6	

TABLE 19 COSMIC-RAY BIHOURLY MEAN VALUES OF DEPARTURES FROM BALANCE, IN UNITS OF 0.1% OF THE TOTAL IONIZATION + 60
CORRECTED FOR BURSTS AND TO BAROMETRIC PRESSURE 510 MM HG, VALUES CENTERED AT INDICATED GMT HOURS

Day	1h	3h	5h	7h	9h	11h	13h	15h	17h	19h	21h	23h		Sum	Mean	B					Day
1	129	134	128	120	119	118	119	120	128	122	128	132		1497	125						1
2	136	125	122	121	124	123	129	132	130	128	130	121		1521	127						2
3	128	132	116	127	118	127	121	126	125	130	121	134		1505	125						3
4	124	124	130	117	118	120	112	120	122	126	120	131		1464	122						4
5	129	119	122	109	123	126	122	131	133	132	135	125		1506	126						5
6	118	112	113	112	113	129	122	125	128	122	120	118		1432	119						6
7	107	119	120	115	122	116	121	117	122	123	118	119		1419	118						7
8	120	126	119	122	114	120	116	133	122	129	117	115		1453	121						8
9	125	121	118	126	125	121	125	127	118	129	128	135		1498	125						9
10	124	116	122	121	132	130	124	127	131	128	120	124		1499	125						10
11	124	114	132	129	135	127	129	121	121	132	130	131		1525	127						11
12	123	126	130	125	127	134	128	127	127	130	132	130		1539	128						12
13	133	133	131	127	128	130	123	112	113	119	98	99		1446	120						13
14	93	92	108	123	129	116	108	99	102	92	104	122		1288	107						14
15	110	116	113	111	106	101	98	109	104	113	105	106		1292	108						15
16	105	100	114	114	109			110	106	112	113	110		(1093)	(109)	10					16
17	105	96	113	109	104	106	108	119	112	119	118	119		1328	111						17
18	107	106	106	108	109	112	110	123	104	109	104	103		1301	108						18
19	99	98	106	116	114	112	109		94	102	109	104		(1166)	(106)	11					19
20	94	106	115	110	107	103	101	106	111	109	114	117		1293	108						20
21	108	110	117	115	111	105	94	104	105	112	100	111		1292	108						21
22	104	108	101	117	111	111	112	102	109	109	111	116		1311	109						22
23	116	110	115	104	104	116	111	114	107	109	122	118		1346	112						23
24	117	114	122	124	113	115	125	115	120	117	116	125		1423	119						24
25	115	109	117	116	115	125	118	125	124	121	125	115		1425	119						25
26	113			118	119				118	123	116	110		(817)	(117)	7					26
27	111	102	102	99	105					100	108	95		(822)	(103)	8					27
28								112	112	116	106	113		(559)	(112)	5					28
29	111							108	120	103	118	105		(665)	(111)	6					29
30	114		114	117	112			118	117	119	116	113		(1040)	(116)	9					30
31	115	114	114	106					116	115	118	123		(921)	(115)	8	DAYS		MEAN		31
Sum*	2689	2668	2730	2708	2707	2731	2676	2734	2718	2760	2716	2766		32603	2719•	COMPLETE	23	=	118.1		
Mean*	1169	116.0	118.7	117.7	117.7	118.7	116.3	118.9	118.2	120.0	118.1	120.3	→	1417.5	→	COMPLETE	23	=	118.1		
	*FOR COMPLETE DAYS, B = 12; B = NO. OF BIHOURLY VALUES, 12 UNLESS INDICATED; • INDICATES COLUMN SUM														3606•	ALL	31	=	116.3		

INSTITUTO GEOFISICO DE HUANCAYO

AUGUST 1961

TABLE 20 COSMIC-RAY BIHOURLY MEAN VALUES OF DEPARTURES FROM BALANCE, IN UNITS OF 0.1% OF THE TOTAL IONIZATION + 60
CORRECTED FOR BURSTS AND TO BAROMETRIC PRESSURE 510 MM HG, VALUES CENTERED AT INDICATED GMT HOURS

Day	1h	3h	5h	7h	9h	11h	13h	15h	17h	19h	21h	23h	Sum	Mean	B				Day
1	113	117	125	111	122	119	112	118	124	113	122	123	1419	118					1
2	107	111	115	117	120	118	113	119	128	126	117	118	1409	117					2
3	123	111	118	117	125				126	124	118	114	(1076)	(120)	9				3
4	121	116	116	120	115	123	122	120	129	126	119	116	1443	120					4
5	119	118	121	119	126	121	123	125	116	128	119	122	1457	121					5
6	129	123	124	120	121	122	132	131	125	122	122	121	1492	124					6
7	127	114	126	114	123	118	125	128	125	134	127	118	1479	123					7
8	128	120	124	124	129			118	128	121	130	125	(1247)	(125)	10				8
9	127	118	118	116	115				126	130	128	129	(1107)	(123)	9				9
10	123	118	122	115	127	135	124	133	119	127	133	130	1506	126					10
11	126	121	121	121	126	122	118	123	127	129	136	128	1498	125					11
12	126	129	116	119	122	124	123	118	125	130			(1232)	(123)	10				12
13																			13
14																			14
15																			15
16									136	122	138	124	(520)	(130)	4				16
17	125	127	124	116	119	112	125	132	136	134	141	133	1524	127					17
18	124	129	118	114	131	130	120	121	122	121	135	120	1485	124					18
19	121	125		120	121			121	131			121	(860)	(123)	7				19
20	123	120	117	124	123	124	121	117	129	132	129	129	1488	124					20
21	121	119	124	125	125	126	120	118	126	133	126	126	1489	124					21
22	119	114	114	123	122	119	129	135	121	135	138	119	1488	124					22
23	126				127	121	126	129	129	135	128	135	(1156)	(128)	9				23
24	130	128	121	127	129	133	125	136	126	137	124	120	1536	128					24
25	129	126	117	124	131	129	126	126	136	141	129	128	1542	128					25
26	127	116	124	123	120	128	126	137	129	136	133	130	1529	127					26
27	126	128	128	127	132	120	133	134	136	136		127	(1427)	(130)	11				27
28	132	126	117	132	136	131	133	135	138	136	131	130	1577	131					28
29	127	131	128	124	124	138	131	124	136	132	134	132	1561	130					29
30	123	130	122	126	136	132	135	128	134	131	126	122	1545	129					30
31	124	124	128	130	126	135	129	128	130	134	135	128	1551	129			DAYS		MEAN 31
*Sum	2469	2428	2424	2425	2502	2515	2489	2534	2556	2607	2576	2493	30018	2499•	COMPLETE		20	=	1250
*Mean	123.4	121.4	121.2	121.2	125.1	125.6	124.4	126.7	127.8	130.4	128.8	124.6	→ 1500.6	→	COMPLETE		20	=	125.0
	*FOR COMPLETE DAYS, B = 12; B = NO. OF BIHOURLY VALUES, 12 UNLESS INDICATED; • INDICATES COLUMN SUM													3501•	ALL		28	=	125.0

INSTITUTO GEOFISICO DE HUANCAYO

SEPTEMBER 1961

TABLE 21 COSMIC-RAY BIHOURLY MEAN VALUES OF DEPARTURES FROM BALANCE, IN UNITS OF 0.1% OF THE TOTAL IONIZATION + 60
CORRECTED FOR BURSTS AND TO BAROMETRIC PRESSURE 510 MM HG, VALUES CENTERED AT INDICATED GMT HOURS

Day	1h	3h	5h	7h	9h	11h	13h	15h	17h	19h	21h	23h	Sum	Mean	B	Day
1	122	124	134	128	127	128	132	129	124	131	127	126	1532	128		1
2	120	125	136	126	134	130	133	124	129	130	143	118	1548	129		2
3	135	130	131	128	134	137	135	136	135	130	138	130	1599	133		3
4	136	126	131	133	137	121	131	132	131	130	134	136	1578	132		4
5	130	138	126	128	132	138	131	133	133				(1189)	(132)	9	5
6	133	134	135	121	128	134	130	132	131	136	144	129	1587	132		6
7	130	121	136	125	124	134	135	141	124	136	127	133	1566	130		7
8	128	120	128	131	129	137	132	133	129	133	135	129	1564	130		8
9	128	124	127	128	136	121	134	126	130	127	138	134	1553	129		9
10	129	132	130	126	123	131	111	116	133	124	135	128	1518	126		10
11	131	133	126	132	125	129	123	126	114	124	126	121	1510	126		11
12	128	135	131	115	123	127	118	115	123	130	133	133	1511	126		12
13	131	119	115	112									(477)	(119)	4	13
14	123	119	119	117	129	128	126	131	132	137	122	129	1512	126		14
15	123	121	115	124	112	116	127	126	131	135	133	120	1483	124		15
16	127	113	115	127	119	116	128	132	129	135	131	130	1502	125		16
17	125	127	128	119	125	125	121	130	134	132	133		(1399)	(127)	11	17
18	125	124	122	129	128	130	131	141	139	142	136	126	1573	131		18
19	122	122	124	123	137	126	122	125	139	130	133	127	1530	128		19
20	132	118	131	129	127	131	132	134	138	131	135	129	1567	131		20
21	130	129	117	125	122	127	130	137	138	135	140	118	1548	129		21
22	113	124	125	128	135	125	133	130	129	133	135	121	1531	128		22
23	121	129	124	129	137	132	126	140	133	137	130	129	1567	131		23
24	128	122	130	127	131	132	137	129	129	133	125	132	1555	130		24
25	126	124	132	132	133	134	130	137	134	128	124	134	1568	131		25
26	126	131	121	127	128	128	134	127	131	138	130	131	1552	129		26
27	120	126	126	140	137	127	134	128	127	132	139	134	1570	131		27
28	141	132	130	129	136	138	131	135	139	137			(1348)	(135)	10	28
29	128	131	138	137	128	132	137	132	131	130	136	134	1594	133		29
30	131	126	130	130	140	133	133	138	140	131	125	118	1575	131		30
31																31
*Sum	3295	3263	3314	3317	3363	3346	3374	3397	3403	3438	3454	3329	40293	3358•		
*Mean	126.7	125.5	127.5	127.6	129.3	128.7	129.8	130.7	130.9	132.2	132.8	128.0	→ 1549.7	→		

COMPLETE	DAYS	=	MEAN		
COMPLETE	26	=	129.2		
ALL	30	=	129.1		

*FOR COMPLETE DAYS, B = 12; B = NO. OF BIHOURLY VALUES, 12 UNLESS INDICATED; • INDICATES COLUMN SUM

3872

INSTITUTO GEOFISICO DE HUANCAYO

OCTOBER 1961

TABLE 22 COSMIC-RAY BIHOURLY MEAN VALUES OF DEPARTURES FROM BALANCE, IN UNITS OF 0.1% OF THE TOTAL IONIZATION + 60
CORRECTED FOR BURSTS AND TO BAROMETRIC PRESSURE 510 MM HG, VALUES CENTERED AT INDICATED GMT HOURS

Day	1h	3h	5h	7h	9h	11h	13h	15h	17h	19h	21h	23h		Sum	Mean	B					Day
1	118	121	118	120	124	112	120	114	112	111	111	111		1392	116						1
2	121	118	123	122	123	122	121	118	122	130	125	116		1461	122						2
3	119	119	126	138	129	127	127	123	118	121	125	126		1498	125						3
4	121	133	127	136	133	127	118	119	126	118	128	121		1507	126						4
5	126	125	130	128	127	125	122	117	133	129	140	132		1534	128						5
6	132	121	132	128	125	125	121	115	126	129	131	132		1517	126						6
7	131	134	128	125	133	123	134	129	138	127	128	134		1564	130						7
8	127	126	119	118	129	131	118	126	128	137	135	128		1522	127						8
9	127	131	123	122	127	130	136	130	129	136	135	141		1567	131						9
10	140	129	132	141	134	147	138	138	139	135	141	123		1637	136						10
11	129	126	133	130	131	131	129	133	130	133	133	129		1567	131						11
12	122	133	133	136	128	124	131	126	138	136	125	136		1568	131						12
13	131	132	133	131	138	136	135	128	141	131	128	129		1593	133						13
14	130	124	133	128	130	132	135	142	135	140	137	129		1595	133						14
15	131	133	134	122	128	130	129	132	137	140	138	134		1588	132						15
16	133	137	124	127	128	130	131	134	135	130	129	133		1571	131						16
17	135	128	140	134	142	133	132	132	139	134	142	135		1626	136						17
18	134	132	136	140	133	125	136	134	142	131	130	131		1604	134						18
19	135	130	130	124	137	134	132	141	142	143	134	134		1616	135						19
20	125	129	135	139	136	134	136	139	133	141	136	133		1616	135						20
21	132	134	128	137	131	142	134	132	138	134	132	130		1604	134						21
22	131	136	140	135	130	144	135	130	137	130	127	131		1606	134						22
23	132	131	134	130	133	133	134	137	136	133	130	128		1591	133						23
24	135	137	127	142	148	130	134	136	138	127	129	138		1621	135						24
25	135	128	132	130	136	133	142	127	141	130	142	126		1602	134						25
26	132	136	127	130	129	138	142	133	129	137	135	142		1610	134						26
27	135	136	139	141	143	140	138	145	141	133	136	133		1660	138						27
28	133	128	137	134	142	134	143	135	132	138	125	131		1612	134						28
29	120	127	142	141	135	128	130	127	133	127	128	126		1564	130						29
30	121	127	124	136	131	128	134	144	133	136	144	129		1587	132						30
31	129	137	135	140	141	143	126	135	141	134	131	129		1621	135			DAYS		MEAN	31
Sum*	4002	4018	4054	4085	4114	4071	4073	4051	4142	4091	4090	4030		48821	4071•	COMPLETE		31	=	131.3	
Mean*	129.1	129.6	130.8	131.8	132.7	131.3	131.4	130.7	133.6	132.0	131.9	130.0	→	1574.9	→	COMPLETE		31	=	131.2	
	*FOR COMPLETE DAYS, B = 12; B = NO. OF BIHOURLY VALUES, 12 UNLESS INDICATED; • INDICATES COLUMN SUM														•	ALL			=		

TABLE 23 COSMIC-RAY BIHOURLY MEAN VALUES OF DEPARTURES FROM BALANCE, IN UNITS OF 0.1% OF THE TOTAL IONIZATION + 60
CORRECTED FOR BURSTS AND TO BAROMETRIC PRESSURE 510 MM HG, VALUES CENTERED AT INDICATED GMT HOURS

Day	1h	3h	5h	7h	9h	11h	13h	15h	17h	19h	21h	23h	Sum	Mean	B				Day
1	135	134	134	138	134	139	136	140	140	139	134	127	1630	136					1
2	135	137	126	138	146	141	137	142	136	136	133	129	1636	136					2
3	134	135	139	141	139	135	132	133	137	134	132	131	1622	135					3
4	130	129	143	129	128	124	131	131	139	134	130	133	1581	132					4
5	131	128	136	137	130	139	143	138	135	135			(1352)	(135)	10				5
6		137	130	132	131	135	139	131	135	141	138	133	(1482)	(135)	11				6
7	135	138	123	142	132	132	131	137	138	141	125	135	1609	134					7
8	137	128	136	138	137	135	132	134	139	141	127	127	1611	134					8
9	132	132	139	133	146	143	139	131	130	135	132	127	1619	135					9
10	132	125	144	140	137	138	137	136	137	142	132	132	1632	136					10
11	139	138	135	139	140	136	131	128	129	136	144	134	1629	136					11
12	131	137	139	136	134	128	129	137	131	140	146	143	1631	136					12
13	130	134	136	133	140	145	128	133	146	146	140	133	1644	137					13
14	140	136	132	135	136	139	135	137	138	138	138	132	1636	136					14
15	137	145	126	134	133	138							(813)	(136)	6				15
16	131	131	132	137	138	125	130	136	137	131	136	132	1596	133					16
17	133	137	133	132	134	123	131	133				138	(1194)	(133)	9				17
18	140	136	137	124	138	142	130	139	137	136	136	123	1618	135					18
19	141	134	134	139	129	137	124	133	130	130	130	134	1595	133					19
20	132	135	140	141	142	130	132	131	129	137	129	135	1613	134					20
21	127	135	129	135	138								(664)	(133)	5				21
22	131	140	131	132	135	129	132	136	122	130	134	131	1583	132					22
23	132	137	127	143	137	130	132	143	129	137	141	133	1621	135					23
24	134	127	125	135	136	130	127	129	131	135	136	134	1579	132					24
25	131	132	128	134	139	134	134	134	128	136	128	132	1590	132					25
26	130	130	132	138	135	141	137	135	142	136	131	126	1613	134					26
27	131	130	130	136	117	134	134	131	136	140	148	131	1598	133					27
28	140	140	143	135	141	133	137	128	133	139	144	142	1655	138					28
29	134	136	140	131	139	138	138	132	139	130	133	137	1627	136					29
30	140	144	130	132	133	139	131	138	129	142	137	135	1630	136					30
31																DAYS		MEAN	31
Sum*	3357	3355	3355	3399	3408	3377	3316	3364	3362	3421	3376	3308	40398	3366•	COMPLETE	25	=	134.6	
Mean*	134.3	134.2	134.2	136.0	136.3	135.1	132.6	134.6	134.5	136.8	135.0	132.3	→ 1615.9	→	COMPLETE	25	=	134.7	
														4038	ALL	30	=	134.6	

*FOR COMPLETE DAYS, B = 12; B = NO. OF BIHOURLY VALUES, 12 UNLESS INDICATED; • INDICATES COLUMN SUM

TABLE 24 COSMIC-RAY BIHOURLY MEAN VALUES OF DEPARTURES FROM BALANCE, IN UNITS OF 0.1% OF THE TOTAL IONIZATION + 60
CORRECTED FOR BURSTS AND TO BAROMETRIC PRESSURE 510 MM HG, VALUES CENTERED AT INDICATED GMT HOURS

Day	1h	3h	5h	7h	9h	11h	13h	15h	17h	19h	21h	23h		Sum	Mean	B					Day
1	141	127	131	131	129	144	130			136	132	120		(1321)	(132)	10					1
2	121	120	131	125	134	122	116	124	127	128	125	132		1505	125						2
3	118	127	122	135	132	130	126	120	121	129	126	128		1514	126						3
4	128	132	121	126	127	120	120	124	126	127	124	119		1494	124						4
5	132	129	128	131	131	126	125	134	126	124	122	124		1532	128						5
6	118	120	130	129	123	126	126	123	120	131	122	120		1488	124						6
7	117	117	124	121	122	131	128	126	129	127	124	123		1489	124						7
8	123	121	125	126	132	122	124	124	134	135	132	126		1524	127						8
9	126	128	129	127	138	130	136	136	133	135	130	126		1574	131						9
10	137	127	136	135	134	136	131	129	134	129	136	124		1588	132						10
11	133	128	135	126	134	133	135	128	136	138	137	128		1591	133						11
12	135	136	138	132	139	126	129	137	131	135	134	125		1597	133						12
13	130	127	133	145	137	139	126	135	131	140	133	126		1602	134						13
14	133	129	124	135	140	135	132	135	137	133	123	126		1582	132						14
15	130	127	135	128	138	131	130	127	133	138	136	134		1587	132						15
16	132	138	130	132				139	130	147	138	131		(1217)	(135)	9					16
17	144	128	136	135	135	131	134	133	129	131	135	137		1608	134						17
18	140	137	134	141				136	137	134	134	137		(1230)	(137)	9					18
19	135	141	136	137	144	140	140	141	133	141	140	130		1658	138						19
20	134	140	141	130	144	143	134	137	139	138	140	137		1657	138						20
21	145	139	131	135	129	141	135	137	132	138	133	139		1634	136						21
22	134	139	145	139	139	134	136	138	139	142	137	138		1660	138						22
23	143	136	142	145	141	136	133	131	149	137	143	133		1669	139						23
24	128	138	144	139	133	133	143	139	141	142	138	140		1658	138						24
25	131	128	133	134	136	137	145	138	142	135	142	128		1629	136						25
26	136	133	147	128	133	133	129	134	138	135	130	143		1619	135						26
27	138	125	132	120	131	134	132	138	126	130	131	125		1562	130						27
28	121	137	121	124	130	125	135	131	128	140	136	132		1560	130						28
29	132	132	132	129	135	138	136	126	134	130	131	135		1590	132						29
30	133	128						124	131	132	133	120		(901)	(129)	7					30
31	132	128	130	129	128	133	126	134	126	129	133	126		1554	130			DAYS		MEAN	31
Sum*	3534	3512	3581	3545	3619	3565	3542	3559	3574	3617	3573	3504		42725	3559	COMPLETE		27	=	131.8	
Mean*	130.9	130.1	132.6	131.3	134.0	132.0	131.2	131.8	132.4	134.0	132.3	129.8	→	15824	→	COMPLETE		27	=	131.9	
	*FOR COMPLETE DAYS, B = 12; B = NO. OF BIHOURLY VALUES, 12 UNLESS INDICATED; • INDICATES COLUMN SUM														4092	ALL		31	=	132.0	

INSTITUTO GEOFISICO DE HUANCAYO

JANUARY 1962

TABLE 25 COSMIC-RAY BIHOURLY MEAN VALUES OF DEPARTURES FROM BALANCE, IN UNITS OF 0.1% OF THE TOTAL IONIZATION + 60 CORRECTED FOR BURSTS AND TO BAROMETRIC PRESSURE 510 MM HG, VALUES CENTERED AT INDICATED GMT HOURS

Day	1h	3h	5h	7h	9h	11h	13h	15h	17h	19h	21h	23h	Sum	Mean	B	Day
1	127	134	133	131	127	130	129	124	128	133	129	131	1556	130		1
2	137	137	132	135	130	128	140	131	133	137	136	135	1611	134		2
3	131	130	130	122	135	128	129	130	133	128	136	134	1566	130		3
4	127	137	130	136	140	123	139	125	135	134	139	128	1593	133		4
5	134	130	130	127	142	128	136	139	136	134	127	126	1589	132		5
6	131	139	140	133	126	129	129	136	141	138	130	127	1599	133		6
7	124	136	140	129	145	141	135	137	135	140	138	143	1643	137		7
8	134	133	138	144	140	129	136	136	133	150	126	137	1636	136		8
9	134	129	151	135	134	138	130	139	137	142	135	134	1638	136		9
10	139	143	133	131	131	122	128	128	132	128	131	131	1577	131		10
11	124	127	125	132	128	132	132	131	133	134	124	128	1550	129		11
12	121	126	124	135				132	138	132	132	131	(1171)	(130)	9	12
13	128	134	134	131	143	126	137	137	138	135	135	132	1610	134		13
14	134							135	139	135	138	136	(817)	(136)	6	14
15	124	129	122	129	131	126	131	129	134	135	138	133	1561	130		15
16	116	132	133	135	126	129	132	136				131	(1170)	(130)	9	16
17	126	129	129	128	125	129	129	135	135	135	136	130	1566	130		17
18	132	131	128	125	133	126	130	134	129	131	143	129	1571	131		18
19	122	123	129	130	141	125	129	129	146	145	144	133	1596	133		19
20	127	130	130	122	132	130	131	137	133	134	137	129	1572	131		20
21	141	131	125	125	137	131	132	126	146	134	130	132	1590	132		21
22	128	124	127	133	132	131	124	136	141	133	130	124	1563	130		22
23	133	125	134	134	137	132	139	146	139	134	137	133	1623	135		23
24	126	126	137	140	138						136	140	(943)	(135)	7	24
25	133	127	131	142	136	136					133	136	(1074)	(134)	8	25
26	132	123	130	132	122	130	123	133	137	143	134		(1439)	(131)	11	26
27	129	128	131	138							130	130	(786)	(131)	6	27
28																28
29	134	123	129	134	132	133	129	128	124	125	135	129	1555	130		29
30	117	134	129	126	130	129	124	136					(1025)	(128)	8	30
31															DAYS	MEAN 31
Sum*	2737	2754	2769	2746	2821	2717	2774	2793	2841	2839	2816	2758	33365	2779•	COMPLETE	21 = 132.2
Mean*	130.3	131.1	131.9	130.8	134.3	129.4	132.1	133.0	135.3	135.2	134.1	131.3	→ 1588.8	→	COMPLETE	21 = 132.4
														3832•	ALL	29 = 132.1

*FOR COMPLETE DAYS, B = 12; B = NO. OF BIHOURLY VALUES, 12 UNLESS INDICATED; • INDICATES COLUMN SUM

TABLE 26 COSMIC-RAY BIHOURLY MEAN VALUES OF DEPARTURES FROM BALANCE, IN UNITS OF 0.1% OF THE TOTAL IONIZATION + 60
CORRECTED FOR BURSTS AND TO BAROMETRIC PRESSURE 510 MM HG, VALUES CENTERED AT INDICATED GMT HOURS

Day	1h	3h	5h	7h	9h	11h	13h	15h	17h	19h	21h	23h		Sum	Mean	B					Day
1	129	139	126	126	127	129	132	128	135	136	143			(1450)	(132)	11					1
2																					2
3	128	127	131	131							134	132		(783)	(130)	6					3
4	130	136	134	131	132	135	130	134	133	137	136	134		1602	134						4
5	129	116	129	120	121	122	119	127	126	131	122	113		1475	123						5
6								118	127	127	121	128		(621)	(124)	5					6
7	116	109	113	123	120	118	127	120	129	121	130	122		1448	121						7
8	116	106	120	116	119	125	119	121	141	131	124	129		1467	122						8
9	122	118	123	121	119	125	120	125	130			130		(1233)	(123)	10					9
10	125	122	127	115	113	113	120	125	132	132	132	130		1486	124						10
11	126	116	115	131	117	117	123	126	130	132	134	142		1509	126						11
12	125	131	120	121	128	125	122	136	129	132	131	126		1526	127						12
13	131	118	124	127	120	130	127	123	136	124	133	128		1521	127						13
14	126	127	124	124										(501)	(125)	4					14
15																					15
16																					16
17																					17
18											135	133		(268)	(134)	2					18
19	126	136	127	126	118	128	126	126	123	133		127		(1396)	(127)	11					19
20	112	120	126	139	134	135	127	133	130	131	132	126		1545	129						20
21	128	129	133	137	124	131	113	127	136	134	139	124		1555	130						21
22	126	117	120	123	125	123	128	122	127	127	130	126		1494	124						22
23	120	120	122	129	125	112	116	132	120	126	122	122		1466	122						23
24	124	121	129	120										(494)	(124)	4					24
25	123	119	118	126	125	126	120							(857)	(122)	7					25
26																					26
27	114	116						121	124	129	128	118		(850)	(121)	7					27
28	125	116	128	133	137	135	124	127	120	123	125	125		1518	126						28
29																					29
30																					30
31																		DAYS		MEAN	31
Sum*	1609	1556	1611	1645	1615	1621	1595	1653	1689	1681	1690	1647		19612	1635	COMPLETE		13	=	125.8	
Mean*	123.8	119.7	123.9	126.5	124.2	124.7	122.7	127.2	129.9	129.3	130.0	126.7	→	1508.6	→	COMPLETE		13	=	125.7	
	*FOR COMPLETE DAYS, B = 12; B = NO. OF BIHOURLY VALUES, 12 UNLESS INDICATED; • INDICATES COLUMN SUM														2899•	ALL		23	=	126.0	

INSTITUTO GEOFISICO DE HUANCAYO

MARCH 1962

TABLE 27 COSMIC-RAY BIHOURLY MEAN VALUES OF DEPARTURES FROM BALANCE, IN UNITS OF 0.1% OF THE TOTAL IONIZATION + 60
CORRECTED FOR BURSTS AND TO BAROMETRIC PRESSURE 510 MM HG, VALUES CENTERED AT INDICATED GMT HOURS

Day	1h	3h	5h	7h	9h	11h	13h	15h	17h	19h	21h	23h	Sum	Mean	B	Day
1	121	129	132	131	128	125	127	127	125	132	123	122	1522	127		1
2	126	130	137	139	129	131	124			130	130		(1176)	(131)	9	2
3	119	117	128	134	130	124	124	125	129	128	127	127	1512	126		3
4	113	127	123	130	118	130	132	129	138	129			(1269)	(127)	10	4
5	123	126							137	133	137	114	(770)	(128)	6	5
6	128	114	119	122	118	124	120	121	129	129	127	122	1473	123		6
7	124	113	123	124	125	129	126	128	116	119	129	120	1476	123		7
8											122	127	(249)	(124)	2	8
9	117	126	125	121	119	136	128	128	124			124	(1248)	(125)	10	9
10	128	132	130	130	125	131	128	134	132	130	132	122	1554	130		10
11	130	127	128	128	127	132	137	132	132	131	136	139	1579	132		11
12	130	122	125	132	126	129	128	140	133	132	137	137	1571	131		12
13	130	127	129	136	137	132	138	143	131	138	128		(1469)	(134)	11	13
14								133	141	157	130	136	(697)	(139)	5	14
15																15
16									134	135	137	134	(540)	(135)	4	16
17	131	141	136	139	138	131	137	140	134	138	136	133	1634	136		17
18	133	129	138	138	139	142	135	130	139	147	138	133	1641	137		18
19	138	135	143	135	134	135	133	129	143	142	135	132	1634	136		19
20	133	133	128	132	134	130	119	125	134	137	138	133	1576	131		20
21	130	123	125										(378)	(126)	3	21
22																22
23	123	122	128	129	125	121	125	132	141	132	131	126	1535	128		23
24	126	124	124	126	133	122	129	126	128	131	134	130	1533	128		24
25	125	125	122	126	124	120	129	120	127	126	129	124	1497	125		25
26	124	117	123	132	134	130	122	124	132	126	119	127	1510	126		26
27	119	127	126	122	125	130	126	134	134	131	130	129	1533	128		27
28	141	121	118	133	132	127	120	134	132	133	132	118	1541	128		28
29	135	123	122	123	126	134	120	127	130	128	130	124	1522	127		29
30	129	129	127	124	128	132	126	127	125			118	(1265)	(126)	10	30
31	126	118	117	128	123	127	125	128	124	127	131	117	1491	124		31
*Sum	2434	2369	2410	2464	2446	2443	2410	2456	2494	2499	2494	2415	29334	2446	COMPLETE	DAYS 19 = MEAN 128.7
*Mean	128.1	124.7	126.8	129.7	128.7	128.6	126.8	129.3	131.3	131.5	131.3	127.1	→ 1543.9	→	COMPLETE	19 = 128.7
														3749	ALL	29 = 129.0

*FOR COMPLETE DAYS, B = 12; B = NO. OF BIHOURLY VALUES, 12 UNLESS INDICATED; • INDICATES COLUMN SUM

INSTITUTO GEOFISICO DE HUANCAYO

TABLE 28 — COSMIC-RAY BIHOURLY MEAN VALUES OF DEPARTURES FROM BALANCE, IN UNITS OF 0.1% OF THE TOTAL IONIZATION + 60 CORRECTED FOR BURSTS AND TO BAROMETRIC PRESSURE 510 MM HG, VALUES CENTERED AT INDICATED GMT HOURS — APRIL 1962

Day	1h	3h	5h	7h	9h	11h	13h	15h	17h	19h	21h	23h		Sum	Mean	B					Day
1	116	122	125	116	112	112	120	121	118	121	122	130		1435	120						1
2	125	116	121	119	122	121	116	114	111	129	121	121		1436	120						2
3	125	124	133	130	119	121	109	112	121	126	122	132		1474	123						3
4																					4
5	118	122	123	132	119	116	122	129	131	130	125	127		1494	124						5
6	122	125	127	126	120	126	123				117	121		(1107)	(123)	9					6
7	115	121	119	120	126	120	119	121	124	121	123	121		1450	121						7
8	119	116												(235)	(118)	2					8
9	120	123	123	114	128	127	118	126	133	125	123	129		1489	124						9
10	119	119	130	131	132	118	129	134			136	121		(1269)	(127)	10					10
11	121	127	127	124	133	128	126	120	123	126	131	121		1507	126						11
12	123	127	128	119	132	129	129	125	133	130	121	135		1531	128						12
13	131	124	128	127	119	119	125							(873)	(125)	7					13
14	125	125	123	132	134	128	125	127	131	129	126	120		1525	127						14
15	125	130	127	130	111	132	125	122	130	135	134	128		1529	127						15
16	132	126	134	124	119	123	123	120	130	132	127	131		1521	127						16
17	132	122	121	120	128	122	120	125	129	124	127	125		1495	125						17
18	119	119	114	121	121	120	126	122	130	128	119	122		1461	122						18
19	114	123	117	109	123	121	115	114	124	125	121	124		1430	119						19
20	119	114	123	126	118	116	122			124	121	122		(1205)	(120)	10					20
21	120	104	103	110	111	103	101	102	113	112	106	125		1310	109						21
22	115	110	107	112	119	108	114	116	115	115	113	113		1357	113						22
23	114	109	117	114	114	118	108	111	119	112	116	107		1359	113						23
24	120	117	112	110	111	112	114	114	116	122	126	118		1392	116						24
25	116	120	116	120	120	127	121	120	119	119	117	113		1428	119						25
26	119	119	114	118	120	112	118	126	125	114	123	127		1435	120						26
27	112	109	115	112	117	112	117	124	121	120	113	115		1387	116						27
28	128	116	121	124	119	126	118	122	129	128	124	120		1475	123						28
29	118	120	125	116	120	119	119	120	122	126	129	133		1467	122						29
30	127	130	124	121	123	124	123			132	125	130		(1259)	(126)	10					30
31																		DAYS		MEAN	31
*Sum	2772	2751	2765	2746	2778	2757	2723	2753	2847	2849	2809	2837		33387	2784	COMPLETE		23	=	121.0	
*Mean	120.5	119.6	120.2	119.4	120.8	119.9	118.4	119.7	123.8	123.9	122.1	123.3	→	1451.6	→	COMPLETE		23	=	121.0	
	*FOR COMPLETE DAYS, B = 12; B = NO. OF BIHOURLY VALUES, 12 UNLESS INDICATED; • INDICATES COLUMN SUM														3523	ALL		29	=	121.5	

TABLE 29 COSMIC-RAY BIHOURLY MEAN VALUES OF DEPARTURES FROM BALANCE, IN UNITS OF 0.1% OF THE TOTAL IONIZATION + 60
CORRECTED FOR BURSTS AND TO BAROMETRIC PRESSURE 510 MM HG, VALUES CENTERED AT INDICATED GMT HOURS

Day	1h	3h	5h	7h	9h	11h	13h	15h	17h	19h	21h	23h		Sum	Mean	B					Day
1	127	122	119	128	132	127	126	122	133	124	126	121		1507	126						1
2	121	127	124	121	122	121	129	120	132	136	136	124		1513	126						2
3	125	124	116	119	127	126	123	117	128	122	125	121		1473	123						3
4	127	122	119	125	133	121	126	119	125	126	126	129		1498	125						4
5	122	125	124	129	120	130	125	123	129	137	126	127		1517	126						5
6	112	114	122	128	124	116	126	125	126	131	122	118		1464	122						6
7	120	126	119	121	125	122	121	122	126	132	124	126		1484	124						7
8	125	119	125	124	132	124	124	127	123	130	122	124		1499	125						8
9	124	127	120	119	125	125	121	124	132	137	134	124		1512	126						9
10	128	135	128	130	134	129	138	133	138	129	126	117		1565	130						10
11	130	126	126	127	123	124	114		126	136	133	130		(1395)	(127)	11					11
12	129	118	123	121	130	124	126	126	116	121	126	120		1480	123						12
13	117	119	125	122	123	125	127	125	121	125				(1229)	(123)	10					13
14	124	126	121	131	119	124	125	126	125	125	123	129		1498	125						14
15	126	117	115	120	126	127	124	127	129	133	127	120		1491	124						15
16	121	125	119	122	120	131	127	129	131	132	128	126		1511	126						16
17	129	129	128	129	140	130	129	131	123	130	131	127		1556	130						17
18	117	122	121	117	125	123	127	118	126		122	126		(1344)	(122)	11					18
19	123	130	126	124	124	127	119	126	126	130	122	124		1501	125						19
20	112	117	120	120	121	129	124	124	121	135	120	119		1462	122						20
21	123	118	117	118	124	126	127	121	131	130	127	137		1499	125						21
22	126	123	125	131	127	124	127	125	124	123	129	128		1512	126						22
23	121	117			123	122	124	125	131	134	133	123		(1253)	(125)	10					23
24	129	123	116	123	125	118	124	127	126	132	128	126		1497	125						24
25	117	125	123	132	127	122	122	127						(995)	(124)	8					25
26								143	128	134	137	132		(674)	(135)	5					26
27	128	134	119	127	128	137	123	127	130	131	126	136		1546	129						27
28	131	127	122	123	123	125	134	129	127	127	132	129		1529	127						28
29	118	121	119	137	139	138	119	124	121	126	126	122		1510	126						29
30	122	120	120	122	132	122	130	123	126	131	123	125		1496	125						30
31	117	118	119	126	122	126	125	126	121	127	128	123		1478	123			DAYS		MEAN	31
Sum*	3089	3087	3025	3118	3174	3149	3142	3123	3169	3237	3163	3122		37598	3134•	COMPLETE		25	=	125.4	
Mean*	123.6	123.5	121.0	124.7	127.0	126.0	125.7	124.9	126.8	129.5	126.5	124.9	→	1504.1	→	COMPLETE		25	=	125.3	
	*FOR COMPLETE DAYS, B = 12; B = NO. OF BIHOURLY VALUES, 12 UNLESS INDICATED; • INDICATES COLUMN SUM														3898	ALL		31	=	125.5	

INSTITUTO GEOFISICO DE HUANCAYO

JUNE 1962

TABLE 30 COSMIC-RAY BIHOURLY MEAN VALUES OF DEPARTURES FROM BALANCE, IN UNITS OF 0.1% OF THE TOTAL IONIZATION + 60
CORRECTED FOR BURSTS AND TO BAROMETRIC PRESSURE 510 MM HG, VALUES CENTERED AT INDICATED GMT HOURS

Day	1h	3h	5h	7h	9h	11h	13h	15h	17h	19h	21h	23h		Sum	Mean	B					Day
1	120	122	126	124	120	126	124	121	130	125	122	129		1489	124						1
2	135	121	121	127	124	117	124	122	128	131	125	125		1500	125						2
3	120	128	119	120	133	128	123	120	126	126	135	122		1500	125						3
4	130	127	120	130	123	120	126	119	124	131	126	125		1501	125						4
5	127	122	128	124	133	132	125	116	134	122	135	128		1526	127						5
6	133	123	129	124										(509)	(127)	4					6
7	123	122	131	124	123	120	120	128	136	132	136	133		1528	127						7
8	123	127	120	129	121	124	125	126	129	131	135	127		1517	126						8
9	131	126	127	125	129	130	120	131	128	133	135	134		1549	129						9
10	117	125	131	126	119	129	130	124	133	134	137	128		1533	128						10
11	127	119	121	127	125	129	129		131	136	129	122		(1395)	(127)	11					11
12	132	123	124	131	124	129	128	125	143	142	132	136		1569	131						12
13	126	124	127	119	124	128	129	130	138	131	127	125		1528	127						13
14	131	131	130	130	128	125	130	130	139					(1174)	(130)	9					14
15	121	130	132	131	120	131	129	129	124	145	129	123		1544	129						15
16	134	133	117	121	131	128	129	127	131	133	133	132		1549	129						16
17	129	129	139	125	125	118								(765)	(128)	6					17
18										134	132	116		(382)	(127)	3					18
19	128	127	126	125	124	136	129	131	142	137	124	132		1561	130						19
20	125	134	128	122	134	130	126	132	127	131	131	131		1551	129						20
21	130	131	120	129	139	129	129	125	137	136	134	117		1556	130						21
22	123	124	125	127	132	122	132	127	139	130	125	138		1544	129						22
23	132	130	125	119	123	125	120	118	130	125	128	123		1498	125						23
24	122	119	126	133	128	125	124	130	124	131	118	124		1504	125						24
25	122	120	132	125	132	132	128		127	138	125	124		(1405)	(128)	11					25
26	129	121	128	136	130	139	134	128	126	123	137	132		1563	130						26
27	122	127	124	133	127	124	128	127	129	132	119	123		1515	126						27
28	124	126	122	133	121	127	128	125	130	134	128			(1398)	(127)	11					28
29																					29
30									127	123	136	123		(509)	(127)	4					30
31																		DAYS		MEAN	31
*Sum	2650	2643	2625	2655	2661	2672	2654	2636	2758	2761	2723	2687		32125	2676•	COMPLETE		21	=	127.4	
*Mean	126.2	125.9	125.0	126.4	126.7	127.2	126.4	125.5	131.3	131.5	129.7	128.0	→	1529.8	→	COMPLETE		21	=	127.5	
	*FOR COMPLETE DAYS, B = 12; B = NO. OF BIHOURLY VALUES, 12 UNLESS INDICATED; • INDICATES COLUMN SUM														3699	ALL		29	=	127.5	

TABLE 31 COSMIC-RAY BIHOURLY MEAN VALUES OF DEPARTURES FROM BALANCE, IN UNITS OF 0.1% OF THE TOTAL IONIZATION + 60
CORRECTED FOR BURSTS AND TO BAROMETRIC PRESSURE 510 MM HG, VALUES CENTERED AT INDICATED GMT HOURS

Day	1h	3h	5h	7h	9h	11h	13h	15h	17h	19h	21h	23h	Sum	Mean	B				Day
1	122	122	128	128	131	131	121	134	137	138	126	131	1549	129					1
2	124	131	124	128	119	126			132	123	125	135	(1267)	(127)	10				2
3	128	129	126	136	132	127	131	131	130	129	127	127	1553	129					3
4	145	122	131	138	127	134	129	132	130	133	137	132	1590	132					4
5	132	126	137	131	128	133	128	125	128	135	131	130	1564	130					5
6	133	124	123	137	119	132	129	128	128	137	142	132	1564	130					6
7	124	130	117	131	126	117	133	126	133	122	133	126	1518	126					7
8	128	124	130	133	126	125	128	130	131	131	124	136	1546	129					8
9	134	129	131	132	135	126	130	128	142	133	139	129	1588	132					9
10	135	134	128	128	129	126	127	131	131	140	138	120	1567	131					10
11	125	127	130	126	131	122	120		132	137	128	130	(1408)	(128)	11				11
12	122	127	126	127	127	120	118	126	132	127	135	127	1514	126					12
13	126	129	124	123	128	134	130	123	126	122	132	123	1520	127					13
14	131	129	128	133	137	128	135	128	132	135	136	128	1580	132					14
15	129	127	127	133	133	138	128	126	129	135	135	132	1572	131					15
16	135	129	132	126	129	133	131	132	135	146	132	123	1583	132					16
17	135	135	124	126	120	137	121	128	132	135	131	131	1555	130					17
18	130	126	126	138	130	136	134	130	134	135	139	130	1588	132					18
19	125	122	125	126	130	126	122	124	143	129	123	124	1519	127					19
20	125	129	119	116	128	125	132	126	130	140	132	124	1526	127					20
21	127	125	133	133	133	139	125	132	134	133	137	126	1577	131					21
22	133	125	125	135	127	126	126	130	138	135	135	127	1562	130					22
23	126	124	135	125	138	123			131	136	137	121	(1296)	(130)	10				23
24	128	129	131	129	128	144	130	132	127	136	127	133	1574	131					24
25	127	127	139	134	132	132	139	145	128	133	136	132	1604	134					25
26	120	123	130	126	129	118	130	129	137	128	137	126	1533	128					26
27	119	122	119	119	126	122	124	130	129	130	125	130	1495	125					27
28	119	122	120	124	127	122	135	127	125	131	127	133	1512	126					28
29	120	123	118	125	128	122	125	120	137	133	137	123	1511	126					29
30																			30
31	134	118	128	131	143	129	132	137	131	125	127	116	1551	129			DAYS		MEAN 31
Sum*	3466	3407	3425	3498	3488	3482	3473	3490	3569	3586	3580	3451	41915	3492•	COMPLETE		27	=	129.3
Mean*	128.4	126.2	126.9	129.6	129.2	129.0	128.6	129.3	132.2	132.8	132.6	127.8	→ 1552.6	→	COMPLETE		27	=	129.4
	*FOR COMPLETE DAYS, B = 12; B = NO. OF BIHOURLY VALUES, 12 UNLESS INDICATED; • INDICATES COLUMN SUM													3879•	ALL		30	=	129.2

TABLE 32 COSMIC-RAY BIHOURLY MEAN VALUES OF DEPARTURES FROM BALANCE, IN UNITS OF 0.1% OF THE TOTAL IONIZATION + 60
CORRECTED FOR BURSTS AND TO BAROMETRIC PRESSURE 510 MM HG, VALUES CENTERED AT INDICATED GMT HOURS

Day	1h	3h	5h	7h	9h	11h	13h	15h	17h	19h	21h	23h		Sum	Mean	B					Day
1	122	122	124	117	126	123	123	132	137	130	129	132		1517	126						1
2	127	122	122	126	128	134	133	122	132	128	121	125		1520	127						2
3	131	123	132	125	117	125	127	126	123	132	134	120		1515	126						3
4	124	121	122	135	128	124	119	127	130	125	128	132		1515	126						4
5	112	126	130	123	124	123	124	133	133	136	131	120		1515	126						5
6	128	125	123	136	132	121	132	124	129	125	126	124		1525	127						6
7	128	132	125	121	122	130	129	130	129	139	133	122		1540	128						7
8	128	126	130	137	124	123	129	131	133	130	127	129		1547	129						8
9	126	122	130	129	124	136	121	120	130	130	132	127		1527	127						9
10	130	118	121	123	133	135	130	127	133	132	126	138		1546	129						10
11	127	129	130	129	124	121	130	129	136	124	134	131		1544	129						11
12	126	130	135	122	134	140	135	139	137	143	143	125		1609	134						12
13	141	129	132	134	132	134	137	135	141	133		136		(1484)	(135)	11					13
14	127	130	127	134	126	130	115	125	134	143	123	133		1547	129						14
15	134	124	124	126	131	134	122	129	143	130	126	130		1553	129						15
16	122	130	134	125	129	133								(773)	(129)	6					16
17																					17
18	123	125	131	130	133	135	132	127	131	130	133	133		1563	130						18
19	132	126	129	130	132	132	131	139	134	132	131	128		1576	131						19
20	135	121	128	122	128	120	124	122	143	130	130	133		1536	128						20
21	122	125	125	123	123	125	129	132	135	147	131	121		1538	128						21
22	133	127	133	130	136	124	135	125	126	128	129	126		1552	129						22
23	119	119	124	117					129	136	128	128		(1000)	(125)	8					23
24	130	127	127	135	118	131	132	126	126	131	131	126		1540	128						24
25	131	125	129	135	140	131	130	126	134	131	133	121		1566	130						25
26	122	127	121	124	124	129	129	124	136	128	129	136		1529	127						26
27	127	127	119	124	129	131	128	128	131	123	130	133		1530	128						27
28	121	117	126	128	136	133	130	129	128	134	124	127		1533	128						28
29	129	124	123	132	127	128	131	120	125	127	136	130		1532	128						29
30	136	127	125	126	129	133	138	122	125	132	124	121		1538	128						30
31	128	125	128	134	126	122	128	126	133	126	129	125		1530	128		DAYS		MEAN		31
Sum*	3439	3373	3419	3456	3454	3473	3466	3440	3566	3546	3503	3448		41583	3463	COMPLETE	27	=	128.3		
Mean*	127.4	124.9	126.6	128.0	127.9	128.6	128.4	127.4	132.1	131.3	129.7	127.7	→	1540.0	→	COMPLETE	27	=	128.3		
	*FOR COMPLETE DAYS, B = 12; B = NO. OF BIHOURLY VALUES, 12 UNLESS INDICATED; • INDICATES COLUMN SUM														3852•	ALL	30	=	128.4		

TABLE 33 COSMIC-RAY BIHOURLY MEAN VALUES OF DEPARTURES FROM BALANCE, IN UNITS OF 0.1% OF THE TOTAL IONIZATION + 60
CORRECTED FOR BURSTS AND TO BAROMETRIC PRESSURE 510 MM HG, VALUES CENTERED AT INDICATED GMT HOURS

Day	1h	3h	5h	7h	9h	11h	13h	15h	17h	19h	21h	23h		Sum	Mean	B					Day
1	130	131	131	125	131	129	128	126	137	127	122	125		1542	128						1
2	130	127	132	124	136	128	137	130	133	133	130	130		1570	131						2
3	125	130	124	123	128	130	123	122	137	123	122	118		1505	125						3
4	116	116	112	127	132	119	122	113	123	124	131			(1335)	(121)	11					4
5		114	126	124	132	120	119	127	129	123	117	122		(1353)	(123)	11					5
6	114	122	113	122	128	122	117	124	123	132	130	123		1470	122						6
7																					7
8	118	120	119	124	124	124	118	123	134	131	125	128		1488	124						8
9	117	115	118	127	128	115	123	115	127	124	134	141		1484	124						9
10	124	115	122	128	128	122	131	126	129	135	126	134		1520	127						10
11	134	123	118	130	127	123	122	123	127	131	123	119		1500	125						11
12	116	108	111	120	128	126	128	122	125	131	127	123		1465	122						12
13	118	129	113	122	130	121	127	129	129	126	134	124		1502	125						13
14	116	119	121	116	119	127	124							(842)	(120)	7					14
15	119	122	117	127	136	121	134	118	131	130	132	126		1513	126						15
16	120	117	117	122	124	121	120	130	128	125	130	122		1476	123						16
17	124	130	133	129	121	131	123	130	128	134	126	122		1531	128						17
18	124	123	128	124	121	128	124	132	125	127	129	124		1509	126						18
19	128	123	120	131	116	127	117	129	117	122	122	125		1477	123						19
20	127	131	124	117	131	128	121	129	123	128	126	132		1517	126						20
21	130	122	122	125	129	123	128	125	125	130	136	131		1526	127						21
22	118	116	125	125	130	124	120	131	125	131	122	134		1501	125						22
23	114	116	124	126	131	127	123	118	126	119	120	124		1468	122						23
24	121	128	124	121	125	126	122	129	126	134	128	130		1514	126						24
25	124	134	128	130	135	118	131	127	130	132	128	121		1538	128						25
26	122	126	122	126	125	128	124	120	128	124	131	122		1498	125						26
27	123	126	129	135	125	126	123	127	123	136	139	121		1533	128						27
28	119	128	126	136	128	130	126	132	134	122	135	127		1543	129						28
29	128	120	125	119	128	125	123	138	130	124	119	127		1506	126						29
30	123	119	133	133	130	122	119	118	130	121	124	120		1492	124						30
31																		DAYS		MEAN	31
Sum*	3190	3201	3198	3271	3323	3245	3232	3273	3330	3332	3320	3273		39188	3265•	COMPLETE		26	=	125.6	
Mean*	122.7	123.1	123.0	125.8	127.8	124.8	124.3	125.9	128.1	128.2	127.7	125.9	→	1507.3	→	COMPLETE		26	=	125.6	
	*FOR COMPLETE DAYS, B = 12; B = NO. OF BIHOURLY VALUES, 12 UNLESS INDICATED; • INDICATES COLUMN SUM														3629•	ALL		29	=	125.1	

INSTITUTO GEOFISICO DE HUANCAYO

OCTOBER 1962

TABLE 34 COSMIC-RAY BIHOURLY MEAN VALUES OF DEPARTURES FROM BALANCE, IN UNITS OF 0.1% OF THE TOTAL IONIZATION + 60
CORRECTED FOR BURSTS AND TO BAROMETRIC PRESSURE 510 MM HG, VALUES CENTERED AT INDICATED GMT HOURS

Day	1h	3h	5h	7h	9h	11h	13h	15h	17h	19h	21h	23h		Sum	Mean	B					Day
1	120	123	123	122	119	118	108	125	126	119	116	117		1436	120						1
2	114	121	122	114	121	115	122	120	123	125	122	115		1434	120						2
3	119	123	120	121	128	124	122	119	124	130	126	129		1485	124						3
4	129	127	128	130	127	128	128	124	138	117	126	120		1522	127						4
5	142	126	123	126	120	128	127	130	123	115	130	125		1515	126						5
6	133	126	125	126	130	120	119	124	129	125	116	123		1496	125						6
7	122	124	128	131	123	131	118	126	133	126	130	120		1512	126						7
8	125	133	112											(370)	(123)	3					8
9	129	125	129	117	132	124	126	122	131	134	127	133		1529	127						9
10	119	118	124	121	121	130	122	122	127	134	126	128		1492	124						10
11	127	123	126	126	121	130	125	126	128	129	123	128		1512	126						11
12	129	121	127	133	133	114	130	119	135	133	125	126		1525	127						12
13	121	126	120	128	125	118	122	124	128	134	132	136		1514	126						13
14	132	121	122	130	133	128	125	130	129	127	129	123		1529	127						14
15	125	118	133	121	125	115	130	123	121	140	126	127		1504	125						15
16	130	131	127	126	121	127	122	130	136	120	135	134		1539	128						16
17	126	124	133	132	143	121	123	120	130	132	126	130		1540	128						17
18	129	124	118	125	118	128	131	124	132	129	138	127		1523	127						18
19	117	121	125	117	129	122	122	128	122	124	127	128		1482	124						19
20	113	118	119	119	120	124	128	126	133	124	136	131		1491	124						20
21	122	119	126	118	131	122	134	125	131	125	133	125		1511	126						21
22	125	122	129	128	124	120	130	136	123	134	118	120		1509	126						22
23	133	121	123	132	136	124	132	127	136	122	135	125		1546	129						23
24	130	120	123	131	125	123	122	123	113	126	127	127		1490	124						24
25	124	122	114	118	123	124	117	124	125	125	124	119		1459	122						25
26	129	122	111	122	119	127	123	131	120	126	124	127		1481	123						26
27	128	121	123	118	124	123	123	119	132	127	118	121		1477	123						27
28	121	118	120	122	125	117	138	128	121	131	121	116		1478	123						28
29	121	120	119	135	124	132	129	128	126	126	131	125		1516	126						29
30	123	124	129	126	130	130	125	126	130	126	131	129		1529	127						30
31	121	121	123	133	132	127	126	134	134	132	132	127		1542	128			DAYS		MEAN	31
Sum*	3753	3670	3712	3748	3782	3714	3749	3763	3839	3817	3810	3761		45118	3758•	COMPLETE		30	=	125.3	
Mean*	125.1	122.3	123.7	124.9	126.1	123.8	125.0	125.4	128.0	127.2	127.0	125.4	→	1503.9	→	COMPLETE		30	=	125.3	
	*FOR COMPLETE DAYS, B = 12; B = NO. OF BIHOURLY VALUES, 12 UNLESS INDICATED; • INDICATES COLUMN SUM														3881•	ALL		31	=	125.2	

TABLE 35 COSMIC-RAY BIHOURLY MEAN VALUES OF DEPARTURES FROM BALANCE, IN UNITS OF 0.1% OF THE TOTAL IONIZATION + 60 CORRECTED FOR BURSTS AND TO BAROMETRIC PRESSURE 510 MM HG, VALUES CENTERED AT INDICATED GMT HOURS

Day	1h	3h	5h	7h	9h	11h	13h	15h	17h	19h	21h	23h		Sum	Mean	B					Day
1	128	135	127	128	123	130	132	132	125	134	125	130		1549	129						1
2	130	125	132	130	129	132	134	129	129	128	135	124		1557	130						2
3	130	123	128	131	125	128	140	132	135	125	131	131		1559	130						3
4	129	128	131	135	123	126	128	135	130	134	127	125		1551	129						4
5	121	131	124	120	124	125	131	135	130	132	138	126		1537	128						5
6	130	121	130	129	118	130	125	132	135	134	124	131		1539	128						6
7	124	127	136	138	128	127	125	128	139	125	137	117		1551	129						7
8	130	126	119	127	116	130	128	124	127	129	130	137		1523	127						8
9	124	127	127	120	122	123	124	128	134	137	126	129		1521	127						9
10	127	139	125	132	122	126	121	127	135	131	135	131		1551	129						10
11	127	129	126	122	129	134	132	130	132	125	127	133		1546	129						11
12	126	131	129	137	125	134	120	135	131	128	123	129		1548	129						12
13	136	125	133	122	134	126	126	130	132	133	133	130		1560	130						13
14	139	133	130	127	127	131								(787)	(131)	6					14
15	127	130	148		131	131	132							(799)	(133)	6					15
16	123	127	128	126	126	134	130	137	136	135				(1302)	(130)	10					16
17	124	135	130	122	125	135								(771)	(128)	6					17
18	137	133	128	132	131	129	134	126	136	131	128	128		1573	131						18
19						136	119	130	124	138	129	132		(908)	(130)	7					19
20	123	134	126	130	127	130	134	132	134	143	131	132		1576	131						20
21	126	120	132	126	129	126	139							(898)	(128)	7					21
22																					22
23												122		(122)	(122)	1					23
24	121	118	124	124	123	122	129	126	130	130	134	132		1513	126						24
25	120	130	122	133	127	123	117	130	135	136	133	132		1538	128						25
26	119	128	122	127	130	130	141	126	128	130	135	128		1544	129						26
27	127	127	127	134	127	134	130	130	132	135				(1303)	(130)	10					27
28	119	119	130	126	125	132	134		132	137	132	137		(1423)	(129)	11					28
29	126	126	128	123	135	128	131	130	127	136	132	119		1541	128						29
30	130	127	127	136	132	124	125	134	128	126	125	132		1546	129						30
31																		DAYS		MEAN	31
Sum*	2538	2563	2544	2576	2523	2557	2577	2601	2632	2627	2609	2576		30923	2576•	COMPLETE		20	=	128.8	
Mean*	126.9	128.2	127.2	128.8	126.2	127.8	128.8	130.0	131.6	131.4	130.4	128.8	→	1546.1	→	COMPLETE		20	=	128.8	
															373•	ALL		29	=	128.9	

*FOR COMPLETE DAYS, B = 12; B = NO. OF BIHOURLY VALUES, 12 UNLESS INDICATED; • INDICATES COLUMN SUM

TABLE 36 COSMIC-RAY BIHOURLY MEAN VALUES OF DEPARTURES FROM BALANCE, IN UNITS OF 0.1% OF THE TOTAL IONIZATION + 60
CORRECTED FOR BURSTS AND TO BAROMETRIC PRESSURE 510 MM HG, VALUES CENTERED AT INDICATED GMT HOURS

Day	1h	3h	5h	7h	9h	11h	13h	15h	17h	19h	21h	23h		Sum	Mean	B					Day
1	131	124	130	133	129	125	132	125	129	135	134	124		1551	129						1
2	122	121	125	120	123	133	123	126	132	128	137	131		1521	127						2
3	118	121	119	120	125	117	124	130	122	126	128	125		1475	123						3
4	127	131	129	117	124	121	125	125	126	134	131	129		1519	127						4
5	124	118	117	117	122	123	121	123	134	144	135	124		1502	125						5
6	120	119	125	133	119	116	119	134	127	122	132	133		1499	125						6
7	132	128	121	128	127	129	123	123	122	129	125	129		1516	126						7
8	119	135	122	122	122	121	130	129	133	131	124			(1388)	(126)	11					8
9	119	124	132	126	130	138	130	121	135	128	138			(1421)	(129)	11					9
10																					10
11																					11
12																					12
13	113	112	123	133	127	118	128	129	129	135	121	121		1489	124						13
14																					14
15																					15
16																					16
17																					17
18																					18
19																					19
20																					20
21																					21
22																					22
23																					23
24																					24
25																					25
26																					26
27																					27
28																					28
29																					29
30																					30
31																			DAYS		MEAN 31
Sum*	987	974	989	1001	996	982	995	1015	1021	1053	1043	1016		12072	1006•	COMPLETE			8	=	125.8
Mean*	123.4	121.8	123.6	125.1	124.5	122.8	124.4	126.9	127.6	131.6	130.4	127.0	→	1509.1	→	COMPLETE			8	=	125.8
	*FOR COMPLETE DAYS, B = 12; B = NO. OF BIHOURLY VALUES, 12 UNLESS INDICATED; • INDICATES COLUMN SUM														126•	ALL			10	=	126.1

TABLE 37 COSMIC-RAY BIHOURLY MEAN VALUES OF DEPARTURES FROM BALANCE, IN UNITS OF 0.1% OF THE TOTAL IONIZATION + 60 CORRECTED FOR BURSTS AND TO BAROMETRIC PRESSURE 510 MM HG, VALUES CENTERED AT INDICATED GMT HOURS

Day	1h	3h	5h	7h	9h	11h	13h	15h	17h	19h	21h	23h		Sum	Mean	B				Day
1																				1
2																				2
3																				3
4																				4
5																				5
6	132	132	134	138	134	127	129	131	126	137	133	136		1589	132					6
7	132	131	136	125	131	136	133	133	123	136	138	124		1578	132					7
8	126	134	131	135	143	125	127	138	127	131	137	134		1588	132					8
9	140	134	136					127	138	131	130	130		(1066)	(133)	8				9
10	137	128	130	130	132	135	133	135	136	136	126	130		1588	132					10
11	131	124	127	123	134	127	127	127	135	134	132	119		1540	128					11
12	124	125	121	126	135	125	131	131	128	121	135	126		1528	127					12
13	134	128	134	133	129	131	120	136	128	135	136	133		1577	131					13
14	126	127	134	136	128	134	126	135	139	130	138	128		1581	132					14
15	129	123	141	133	129	130	126	131	128	134				(1304)	(130)	10				15
16											131			(131)	(131)	1				16
17																				17
18																				18
19																				19
20																				20
21									143	126	137			(406)	(135)	3				21
22							127	137	138	133	131			(666)	(133)	5				22
23							131	136	134	142	130			(673)	(135)	5				23
24							137	133	128	129	124			(651)	(130)	5				24
25							123	137	130	134	139			(663)	(133)	5				25
26							145	137	131	138	138	128		(817)	(136)	6				26
27	132	123	121	133	130	128	127	140	138	132	133	138		1575	131					27
28	136	134	128	141	126	128	125	141	134	136	146	132		1607	134					28
29	135	124	130	131	121	135	130	142	133	132	140	139		1592	133					29
30	132	123	133	132	133	133	131	141	137	145	131	126		1597	133					30
31	139	143	132	137	136	133	125	139	134	136	140	131		1625	135		DAYS		MEAN	31
Sum*	1716	1676	1691	1720	1712	1697	1664	1769	1718	1741	1765	1696		20565	1712	COMPLETE	13	=	131.7	
Mean*	132.0	128.9	130.1	132.3	131.7	130.5	128.0	136.1	132.2	133.9	135.8	130.5	→	1582.0	→	COMPLETE	13	=	131.8	
															2908	ALL	22	=	132.2	

*FOR COMPLETE DAYS, B = 12; B = NO. OF BIHOURLY VALUES, 12 UNLESS INDICATED; • INDICATES COLUMN SUM

INSTITUTO GEOFISICO DE HUANCAYO

FEBRUARY 1963

TABLE 38 COSMIC-RAY BIHOURLY MEAN VALUES OF DEPARTURES FROM BALANCE, IN UNITS OF 0.1% OF THE TOTAL IONIZATION + 60
CORRECTED FOR BURSTS AND TO BAROMETRIC PRESSURE 510 MM HG, VALUES CENTERED AT INDICATED GMT HOURS

Day	1h	3h	5h	7h	9h	11h	13h	15h	17h	19h	21h	23h	Sum	Mean	B				Day
1	132	130	133	132	134	135	136	134	137	133	141	129	1606	134					1
2	138	128	130	141	145	133	138	137	140	146	141	146	1663	139					2
3	141	145	133	135	141	139	132	134	140	140	143	133	1656	138					3
4	136	136	139	140	136	134	136	143	144			142	(1386)	(139)	10				4
5	130	133	125	131	141	132	136	136	141	143	135	141	1624	135					5
6	133	128	127	136	141	135	131	132	138	135	150	140	1626	136					6
7	130	135	136	125	139	130	134	134	141	136	138	141	1619	135					7
8	137	130											(267)	(134)	2				8
9		138	134	136	138	134	136	138	138	145	139	142	(1518)	(138)	11				9
10	134	136	138	133	137	138	142	144	136	146	137	137	1658	138					10
11	141	137	129	134	146	133	140	145	139	140	131	138	1653	138					11
12	128	134	128	123	129	127	118	134	134	137	140	130	1562	130					12
13	128	130	137	136	143	125	132	134	138	139	136	132	1610	134					13
14	130	138	135	126	143	143	141	131	130			130	(1347)	(135)	10				14
15	128	129	133	138	136	126	142	129	145	137	145	136	1624	135					15
16	124	126	131	142	127	122	124	143	131	128	132	133	1563	130					16
17	124	132	133	130	130	128	125	134	133	134	140	128	1571	131					17
18	126	134	136	137	135	127	127	134	138	128	145	144	1611	134					18
19	124	128	134	131	137	133	136	132	131	136	136	130	1588	132					19
20	133	129	122	138	135	133	130	139	132	138	139	132	1600	133					20
21	132	130	127	133	134	127	133	134	134	137	136	133	1590	132					21
22	136	142	127	136	134	136	134	135	145	138	138	138	1639	137					22
23	136	138	137	149	146		136	136	144	135	138	136	(1531)	(139)	11				23
24	132	135	136	142	138	132	134	139	130	135	144	134	1631	136					24
25	129	137	133	120	135	141	142	130	133	131	134	135	1600	133					25
26	130	132	131	143	136	132	132	130	132	146	144	133	1621	135					26
27	136	135	126	132	136	127	134	136	127	140		138	(1467)	(133)	11				27
28	135	125	130	131	140	130	132	130	144	136	135	135	1603	134					28
29																			29
30																			30
31																	DAYS		MEAN 31
*Sum	2888	2915	2889	2947	3013	2894	2930	2973	3012	3019	3060	2978	35518	2959•	COMPLETE		22	=	134.5
*Mean	131.3	132.5	131.3	134.0	137.0	131.5	133.2	135.1	136.9	137.2	139.1	135.4	→ 1614.5	→	COMPLETE		22	=	134.5
	*FOR COMPLETE DAYS, B = 12; B = NO. OF BIHOURLY VALUES, 12 UNLESS INDICATED; • INDICATES COLUMN SUM													3779•	ALL		28	=	134.9

TABLE 39 COSMIC-RAY BIHOURLY MEAN VALUES OF DEPARTURES FROM BALANCE, IN UNITS OF 0.1% OF THE TOTAL IONIZATION + 60
CORRECTED FOR BURSTS AND TO BAROMETRIC PRESSURE 510 MM HG, VALUES CENTERED AT INDICATED GMT HOURS

Day	1h	3h	5h	7h	9h	11h	13h	15h	17h	19h	21h	23h	Sum	Mean	B	Day
1	125	136	134	139	142	127	141	130	138	131	130	138	1611	134		1
2	129	130	123	137	140	140	137	133	126	128	130	132	1585	132		2
3	126	139	134	132	129	136	131	134	130	140	135	136	1602	134		3
4	130	125	134	138	128	126	127	138	133	136	128	126	1569	131		4
5	125	130	139	132	132	135	130	129	130	140	134	128	1584	132		5
6	130	135	130	142	137	143	128	132	132	122	132	130	1593	133		6
7	132	130	132	129	129	139	128	134	139	135	138	139	1604	134		7
8	134	124	125	140	127	133	131	138	130	142	133	136	1593	133		8
9	125	124	127	132	133	121	121	133	121	131	137	133	1538	128		9
10	126	120	125	128	121	127	126	132	129	127	129	126	1516	126		10
11	132	120	120	114	125	121	118	109	120	121	124	129	1453	121		11
12	121	122	121	119	126	114	124	117	130	118	131	132	1475	123		12
13	122	118	121	120	126	125	118	119	122	130	119	122	1462	122		13
14	123	117	122	128	122	119							(731)	(122)	6	14
15		133	124	133			124	123	130	130	123	141	(1161)	(129)	9	15
16	127	132	129	130	126	135	136	121	125	129	128	121	1539	128		16
17	121	127	131	122	132	125	137	121	134	123	132	130	1535	128		17
18	132	118	123	124	132	130	121				135	134	(1149)	(128)	9	18
19	118	121	123	132	134	133							(761)	(127)	6	19
20																20
21																21
22												124	(124)	(124)	1	22
23	127	126	123	139	123	123	128	120	126	140	125	130	1530	128		23
24	131	120	128	120	128	122	132	122	134	143	131	126	1537	128		24
25	125	123	133	129	129	134	130	121	124	125	132	126	1531	128		25
26	132	132	123	127	130	128	126	134	134	132	134	128	1560	130		26
27	123	135	126	132	135	129	138	120	137	130	129	138	1572	131		27
28	123	129	132	134	131	131	126	131	127	132	130	134	1560	130		28
29	121	134	132	127	131	131	125	132	130	136	133	126	1558	130		29
30	126	118	127	133	124	125	124	129	124	130	123	128	1511	126		30
31	126	122	131	130	133	134	136	136	136	131	134	130	1579	132		31
*Sum	3039	3051	3080	3125	3117	3104	3098	3065	3111	3152	3131	3124	37197	3102	COMPLETE	24 = 129.2
*Mean	126.6	127.1	128.3	130.2	129.9	129.3	129.1	127.7	129.6	131.3	130.5	130.2	→ 1549.8	→	COMPLETE	24 = 129.2
														3732	ALL	29 = 128.7

*FOR COMPLETE DAYS, B = 12; B = NO. OF BIHOURLY VALUES, 12 UNLESS INDICATED; • INDICATES COLUMN SUM

TABLE 40 COSMIC-RAY BIHOURLY MEAN VALUES OF DEPARTURES FROM BALANCE, IN UNITS OF 0.1% OF THE TOTAL IONIZATION + 60
CORRECTED FOR BURSTS AND TO BAROMETRIC PRESSURE 510 MM HG, VALUES CENTERED AT INDICATED GMT HOURS

Day	1h	3h	5h	7h	9h	11h	13h	15h	17h	19h	21h	23h		Sum	Mean	B					Day
1	124	130	127	132	132	134	126	132	132	133	128	122		1552	129						1
2	115	133	130	125	128	130	126	132	122	134	132	128		1535	128						2
3	124	131	132	132	130	128	136	131	137	133	134	123		1571	131						3
4	125	125	127	140	132	141	134	139	131	131	134	130		1589	132						4
5	129	134	130	133	131	130	129	124	132	136	142	137		1587	132						5
6									133	134	132	129		(528)	(132)	4					6
7	128	122	128	136	128	128	138	122	135	126	132	128		1551	129						7
8	125	126	130	124	116	124	126	129	134	128	132	128		1522	127						8
9	126	125	132	115	127	133	127	124	129	135	138	128		1539	128						9
10	125	124	122	125	131	120	140	127	126	131	128	131		1530	128						10
11	130	120	115	131	133	131	123	130	130	126	136	120		1525	127						11
12	113	125	134	118	134	138	125	118	134	125	128	129		1521	127						12
13	126	128	123	121	125	135	122	122	125	128	134	134		1523	127						13
14	120	122	121	118	126	126	131	132	138	125	128	134		1521	127						14
15	126	134	128	131	125	127	126	142	131	121	129	132		1552	129						15
16	123	122	122	131	128	125	132	130	140	133	128	131		1545	129						16
17	129	119	122	125	124	128	124	133	134	133	135	127		1533	128						17
18																					18
19	122	120	131	123	130	123	119	128	130	135	132	126		1519	127						19
20	124	120	122	132	126	128	124	131	134	130	120	130		1524	127						20
21	125	131	121	121	129	122	125	128	127	140	130	129		1528	127						21
22	120	130	127	129	132	125	118	132	137	135	133	124		1542	128						22
23	128	125	126	134	135	122	132	133	125	132	135	133		1560	130						23
24	126	133	126	126	134	134	127	122	122	130	130	125		1535	128						24
25	131	128	130	124	127	129	126	130	131	135	135	129		1555	130						25
26	131	126	136	130	127	130	130	131	131	128	121	125		1546	129						26
27	138	117	135	132	129	130	130	127	134	133	134	124		1563	130						27
28	128	122	131	123	122									(626)	(125)	5					28
29																					29
30									130	131	130	127		(518)	(130)	4					30
31																		DAYS		MEAN	31
Sum*	3133	3150	3177	3188	3219	3221	3196	3229	3284	3276	3288	3207		38568	3214	COMPLETE		25	=	128.6	
Mean*	125.3	126.0	127.1	127.5	128.8	128.8	127.8	129.2	131.4	131.0	131.5	128.3	→	1542.7	→	COMPLETE		25	=	128.6	
	*FOR COMPLETE DAYS, B = 12; B = NO. OF BIHOURLY VALUES, 12 UNLESS INDICATED; ● INDICATES COLUMN SUM														360●	ALL		28	=	128.6	

TABLE 41 COSMIC-RAY BIHOURLY MEAN VALUES OF DEPARTURES FROM BALANCE, IN UNITS OF 0.1% OF THE TOTAL IONIZATION + 60
CORRECTED FOR BURSTS AND TO BAROMETRIC PRESSURE 510 MM HG, VALUES CENTERED AT INDICATED GMT HOURS

Day	1h	3h	5h	7h	9h	11h	13h	15h	17h	19h	21h	23h	Sum	Mean	B				Day
1	124	127	124	132	116	124	129	126	126	130	135	130	1523	127					1
2	119	116	115	126	122	127	132	131	122	122	133	127	1492	124					2
3	124	117	109	118	118	112	113	112	118	119	116	109	1385	115					3
4	119	120	126	109	121	109	121	111	106	113	109	113	1377	115					4
5	113	111	115	118	115	116	118	114	110	115	116	116	1377	115					5
6	113	113	114	120	114	114	111	120	123	126	114	122	1404	117					6
7	122	120	119	116	121	120	120	116	119	129	129	123	1454	121					7
8	118	126	130	132	124	125	122	126	124	135	125	117	1504	125					8
9	124	129	127	131	139	124	128	125	129	123	122	122	1523	127					9
10	125	122	124	117	119	128	123	128	138	126	119	120	1489	124					10
11	121	121	122	117	130	120	128	123	126	131	124	124	1487	124					11
12	127	122	126	116	126	127	124	131	125	128	131	126	1509	126					12
13	117	120	128	131	125	125	130	125	132	123	133	120	1509	126					13
14	122	121	116	127	129	127	123	125	119	127	125	128	1489	124					14
15	122	114	125	121	131	123	132	133	135	127	132	124	1519	127					15
16	123	119	129	122	129	125	125	123	125	130	122	120	1492	124					16
17	126	125	131	122	133	121	124	127	127	135	121	131	1523	127					17
18	123	125	131	127	129	125	123	130	124	127	130	129	1523	127					18
19	127	126	131	124	130	133	122	137	134	130	126	130	1550	129					19
20	113	126	126	130	137	135	126	129	127	118	136	127	1530	128					20
21	117	125	122	120	134	123	118	123	120	122	127	121	1472	123					21
22	124	127	127	119	128	125	123	124	126	123	131	127	1504	125					22
23	123	124	132	125	131	124	128	124	123	129	122	131	1516	126					23
24	120	132	126	134	129	130	124	138	127	129	128	129	1546	129					24
25	120	122	124	118	123	115	129	124	121	130	130	126	1482	124					25
26																			26
27	122	129	122	130	128	123	126	131	135	130	129	127	1532	128					27
28	128	123	127	124	124	134	125	128	127	130	128	124	1522	127					28
29	121	114	118	118	115	121	125	122	124	132	121	125	1456	121					29
30	122	119	120	115	115	113	117	124	128	125	126	125	1449	121					30
31	115	122	122	118	125	123	130	125	125	125	128	131	1489	124		DAYS		MEAN	31
Sum*	3634	3657	3708	3677	3760	3691	3719	3755	3745	3789	3768	3724	44627	3720	COMPLETE	30	=	124.0	
Mean*	121.1	121.9	123.6	122.6	125.3	123.0	124.0	125.2	124.8	126.3	125.6	124.1	→ 1487.5	→	COMPLETE	30	=	124.0	
	*FOR COMPLETE DAYS, B = 12; B = NO. OF BIHOURLY VALUES, 12 UNLESS INDICATED; • INDICATES COLUMN SUM													•	ALL		=		

TABLE 42 COSMIC-RAY BIHOURLY MEAN VALUES OF DEPARTURES FROM BALANCE, IN UNITS OF 0.1% OF THE TOTAL IONIZATION + 60
CORRECTED FOR BURSTS AND TO BAROMETRIC PRESSURE 510 MM HG, VALUES CENTERED AT INDICATED GMT HOURS

Day	1h	3h	5h	7h	9h	11h	13h	15h	17h	19h	21h	23h		Sum	Mean	B					Day
1	122	125	118	127	123	120	124	126	123	130	126	119		1483	124						1
2	115	122	122	117	110	122	122	126	131	130	127	125		1469	122						2
3	126	122	123	124	130	123	120	125	125	124	126	123		1491	124						3
4	129	131	127	125	119	118	120	125	127	130	128	128		1507	126						4
5	127	124	121	138	125	126	127	126	126	133	127	123		1523	127						5
6	118	125	126	128	124	122	126	129	125	138	128	130		1519	127						6
7	129	120	120	113	125	122	129	114	134	126	118	127		1477	123						7
8	129	117	115	125	119	114	121	120	131	123	129	121		1464	122						8
9	124	121	128	117	116	116	124	113	119	122	133	114		1447	121						9
10	126	121	118	120	119	128	122	127	112	116	116	120		1445	120						10
11	120	126	127	121	116	120	129	121	114	119	136	125		1474	123						11
12	119	114	117	121	127	122	126	124	130	128	126	126		1480	123						12
13	121	124	129	124	133	122	127	122	132	136	134	123		1527	127						13
14	123	116	115	122	119	126	124	130	131	126	133	129		1494	124						14
15	119	122	127	118	127	125	127	133	125	123	129	122		1497	125						15
16	118	125	118	128	128	129	127	127	131	129	130	130		1520	127						16
17	126	123	128	127	127	128	129	124	131	130	128	125		1526	127						17
18	122	124	120	128	123	119	122	121	126	110	123	127		1465	122						18
19	116	126	116						121	122	125	120		(846)	(121)	7					19
20	119	133	126	117	121	125	122	123	127	131	132	124		1500	125						20
21	118	126	125	128	124	130	114	119	131	136	133	125		1509	126						21
22	125	125	128	121	124	124	133	124	131	133	124	120		1512	126						22
23	128	127	123	122	127	125	134	133	133	131	128	125		1536	128						23
24	119	116	124	122	123	120	126	123	124	128	131	114		1470	122						24
25	131	119	130	126	131	121	136	127	136	131	127	134		1549	129						25
26	116	122	123	116	118	120	131	128	132	122	130	118		1476	123						26
27	112	114	115	120	121	127	122			125	126	127		(1209)	(121)	10					27
28	121	121	119	124	121	124	125	121	125	127	125	126		1479	123						28
29																					29
30		114	119	122	124	110	123	119	124	127	126	129		(1337)	(122)	11					30
31																		DAYS		MEAN	31
*Sum	3190	3191	3197	3199	3199	3191	3267	3231	3312	3312	3327	3223		38839	3236	COMPLETE		26	÷	124.5	
*Mean	122.7	122.7	123.0	123.0	123.0	122.7	125.7	124.3	127.4	127.4	128.0	124.0	→	1493.9	→	COMPLETE		26	=	124.5	
	*FOR COMPLETE DAYS, B = 12; B = NO. OF BIHOURLY VALUES, 12 UNLESS INDICATED; • INDICATES COLUMN SUM														3608	ALL		29	=	124.1	

TABLE 43 COSMIC-RAY BIHOURLY MEAN VALUES OF DEPARTURES FROM BALANCE, IN UNITS OF 0.1% OF THE TOTAL IONIZATION + 60
CORRECTED FOR BURSTS AND TO BAROMETRIC PRESSURE 510 MM HG, VALUES CENTERED AT INDICATED GMT HOURS

Day	1h	3h	5h	7h	9h	11h	13h	15h	17h	19h	21h	23h		Sum	Mean	B					Day
1	123	112	115	111	125	126	127	118	129	124	132	112		1454	121						1
2	116	127	120	127	126	121	130	116	135	132	125	132		1507	126						2
3	119	119	118	116	126	117	120	119	124	126	132	120		1456	121						3
4	123	122	122	123	124	129	121	121	127	121	130	132		1495	125						4
5	113	115	118	117	121	125	124	128	119	126	121	130		1457	121						5
6	124	132	124	121	116	125	125	119	121	126	123	119		1475	123						6
7	122	118	117	114	133	125	124	121	128	125	127	129		1483	124						7
8	128	129	114	121	118	126	126	124	132	126	124	124		1492	124						8
9	128	131	119	123	120	122	124	125	128	130	126	125		1501	125						9
10	118	122	118	126	122	129	109	117	127	122	118	126		1454	121						10
11	116	122	121	123	119	123	133	119	134	122	127	128		1487	124						11
12	124	121	115	126	124	130	127	129	122	132	133	128		1511	126						12
13	121	121	130	125	114	129	127	124	130	126	129	132		1508	126						13
14	121	126	121	129	128	125	125	128	128	137	129	126		1523	127						14
15	126	122	122	124	130	126	126	131	134	123	133	130		1527	127						15
16	125	130	124	128	126	122	127	125	129	127	125	126		1514	126						16
17	128	122	123	132	133	130	123	121	127	129	128	118		1514	126						17
18	120	118	122	123	121	128	122	128	122	122	124	129		1479	123						18
19	121	122	129	127	119	127	133	130	122	129		130		(1389)	(126)	11					19
20	115	122	127	129	127	119	126	121	126	121				(1233)	(123)	10					20
21			122	114	117	126	124	121	126	128	124	117		(1219)	(122)	10					21
22	114	116	117	124	112	122	116	121	125					(1067)	(119)	9					22
23	127	123	118	120	128	120	128	132			111	119		(1226)	(123)	10					23
24	120	126	126	106	114	124	120	121	129	121	123	114		1444	120						24
25	120	114	116	124	123	108			119	114	120	121		(1179)	(118)	10					25
26	112	120	129	119	121	120	118	117	123	118	120	115		1432	119						26
27	115	123	119	113	128	120	117	111	123	118	120	126		1433	119						27
28	124	120	119	121	117	120	122	117	122	124	123	123		1452	121						28
29	114	115	114	107	136	113	123	122	117	112	117	113		1403	117						29
30	113	117	110	118	122	102	110	119	125	118	122	121		1397	116						30
31	118	110	113	117	110	120	111	115	122	127	124	119		1406	117			DAYS		MEAN	31
*Sum	3011	3040	2993	3010	3074	3077	3061	3035	3157	3114	3135	3097		36804	3065	COMPLETE		25	=	122.6	
*Mean	120.4	121.6	119.7	120.4	123.0	123.1	122.4	121.4	126.3	124.6	125.4	123.9	→	1472.2	→	COMPLETE		25	=	122.7	
	*FOR COMPLETE DAYS, B = 12; B = NO. OF BIHOURLY VALUES, 12 UNLESS INDICATED; • INDICATES COLUMN SUM														3796	ALL		31	=	122.5	

TABLE 44 COSMIC-RAY BIHOURLY MEAN VALUES OF DEPARTURES FROM BALANCE, IN UNITS OF 0.1% OF THE TOTAL IONIZATION +60
CORRECTED FOR BURSTS AND TO BAROMETRIC PRESSURE 510 MM HG, VALUES CENTERED AT INDICATED GMT HOURS

Day	1h	3h	5h	7h	9h	11h	13h	15h	17h	19h	21h	23h		Sum	Mean	B				Day
1	113	120	108	116	114	109	121	122	124	122	127	120		1416	118					1
2	119	112	111	115	121	120	116	124	121			124		(1183)	(118)	10				2
3	112	113	117	117	116	120	123	121	120	115	123	109		1406	117					3
4	125	113	119	115	115	126	117	117	125	122	129	116		1439	120					4
5	114	116	113	124	123	119	129							(838)	(120)	7				5
6	117	125	120	120	125	126	123			125	129	117		(1227)	(123)	10				6
7	119	113	120	125	128	121	124	136	122	123	127	125		1483	124					7
8	124	106	114	118	123	118	127	123	128	129	121	116		1447	121					8
9																				9
10																				10
11																				11
12																				12
13																				13
14																				14
15																				15
16																				16
17																				17
18																				18
19											132	132		(264)	(132)	2				19
20	127	124	115	115	122	116	126	119	127	115	114	104		1424	119					20
21	111	106	108	118	119	132	112	114	110	115	119	123		1387	116					21
22	111	107	104	112	117	114	110	114	113	113	110	118		1343	112					22
23	115	122	116	115	112	116	111	115	118	123	112	118		1393	116					23
24	112	110	114	114	114	116	106	114	114	120	114	114		1362	114					24
25	118			115	105		112	114	111	121	112	111		(1019)	(113)	9				25
26	120	117	109	103	118	123	106	113	121	125	121	109		1385	115					26
27				118	118	109	106	119	121	128		110		(929)	(116)	8				27
28	110	109	113	111	115	120	107				115	108		(1008)	(112)	9				28
29	109	108	108	113	121	109	111	113	116	120	114	117		1359	113					29
30	120	114	112	110	117	119	111	116	125	113	115	124		1396	116					30
31		111	117	114	123									(465)	(116)	4		DAYS		MEAN 31
Sum*	1518	1473	1464	1491	1536	1539	1505	1597	1563	1555	1546	1513		18240	1521•	COMPLETE		13	=	117.0
Mean*	116.8	113.3	112.6	114.7	118.2	118.4	115.8	118.2	120.2	119.6	118.9	116.4	→	1403.1	→	COMPLETE		13	=	116.9
															249•	ALL		21	=	117.7

*FOR COMPLETE DAYS, B = 12; B = NO. OF BIHOURLY VALUES, 12 UNLESS INDICATED; • INDICATES COLUMN SUM

TABLE 45 COSMIC-RAY BIHOURLY MEAN VALUES OF DEPARTURES FROM BALANCE, IN UNITS OF 0.1% OF THE TOTAL IONIZATION + 60
CORRECTED FOR BURSTS AND TO BAROMETRIC PRESSURE 510 MM HG, VALUES CENTERED AT INDICATED GMT HOURS

Day	1h	3h	5h	7h	9h	11h	13h	15h	17h	19h	21h	23h	Sum	Mean	B				Day
1																			1
2									109	124	123	120	(476)	(119)	4				2
3	120	118	113	133	117	110	115	118	109	121	123	123	1420	118					3
4	113	117	114	122	128	119	113	119	112	118	118	119	1412	118					4
5	114	125	124	121	124	120	123	121	119	118	122	118	1449	121					5
6	108	117	115	124	123	118	120	121	123	116	119	111	1415	118					6
7	119	127	125	121	128	121	123	118	126	123	127	119	1477	123					7
8	121	125	128	121	119	128	117	129	123	125	133	120	1489	124					8
9	120	124	120	117	112	117	118	120	123	120	119	136	1446	120					9
10	120	123	113	120	132			117	135	126	121	113	(1220)	(122)	10				10
11	119	119	123	126	131	120	112	124	124	122	123	120	1463	122					11
12	126	118	123	121	127	118	117	114	122				(1086)	(121)	9				12
13	122	114	114	122	119	125	128			126	115	120	(1205)	(120)	10				13
14	117	124	114	122	128	115	125	120	126	123	124	122	1460	122					14
15	118	122	119	123	116	131	122	118	125	126	124	118	1462	122					15
16	116	116	116	115	117	120	114	115	120	117	126	114	1406	117					16
17	107	111	112	114	127	113	121	118	118	109	115	107	1372	114					17
18	113	109	118	115	118	107	113	112	108	111	122	114	1360	113					18
19	113	111	117	109	111	118	110	119	118	123	119	114	1382	115					19
20	117	120	116	119	118	114	116	112	116	112	111	109	1380	115					20
21	117	117	113	116	119	124	115	117	119	126	124	119	1426	119					21
22	105	113	118	108	108	115	111	113	113	107	103	89	1303	109					22
23	98	93	88	94	88	89	90	108	91	84	91	86	1100	92					23
24	91	87	97	96	97	97	98	86	102	112	110	96	1169	97					24
25	100	96	103	106	105	113	110	111	114	115	103	111	1287	107					25
26	101	110	103	106	117	114	108	116	116	118	121	112	1342	112					26
27	102	113	111	112	111	97	109	104	121	111	113	112	1316	110					27
28	108	110	98	104	106	105	110	105	122	117	115	108	1308	109					28
29	108	105	109	110	110	114	106	115	115	119	117	112	1340	112					29
30	116	115	108	111	115	122	115	104	119	122	116	119	1382	115					30
31																	DAYS	MEAN	31
*Sum	2781	2844	2822	2865	2893	2861	2834	2863	2922	2915	2938	2828	34366	2864	COMPLETE		25	= 114.6	
*Mean	111.2	1138	112.9	114.6	115.7	114.4	113.4	114.5	1169	116.6	117.5	113.1	→ 1374.6	→	COMPLETE		25	= 114.6	
	*FOR COMPLETE DAYS, B = 12; B = NO. OF BIHOURLY VALUES, 12 UNLESS INDICATED; • INDICATES COLUMN SUM													3346•	ALL		29	= 115.4	

TABLE 46 COSMIC-RAY BIHOURLY MEAN VALUES OF DEPARTURES FROM BALANCE, IN UNITS OF 0.1% OF THE TOTAL IONIZATION + 60
CORRECTED FOR BURSTS AND TO BAROMETRIC PRESSURE 510 MM HG, VALUES CENTERED AT INDICATED GMT HOURS

Day	1h	3h	5h	7h	9h	11h	13h	15h	17h	19h	21h	23h		Sum	Mean	B				Day
1	108	114	106	103	115	111	108	117	118	120	128	119		1367	114					1
2	108	116	118	121	117	112	108	102	120	119	124	110		1375	115					2
3	110	122	109	104	111	116	117	114	119	120	113	114		1369	114					3
4	106	114	108	113	119	116	114	112	116	119				(1137)	(114)	10				4
5																				5
6																				6
7												122		(122)	(122)	1				7
8	113	112	121	108	110	121	123	115	122	119	131	129		1424	119					8
9	115	115	128	123	113	111	120	118	126	125	129	123		1446	120					9
10	109	112	103	118	120	120	114			129	121	132		(1178)	(118)	10				10
11	128	120	121	125	121	126	115	118	117	123	119	120		1453	121					11
12	125	108	115	119	118	116	114	123	118	121	119	121		1417	118					12
13	124	117	119	119	113	115	117	114	119	124	116	122		1419	118					13
14	123	115	125	125	113	114	113	123	119	120	125	111		1426	119					14
15	111	117	115	117	118	117	118	127	121	116	113	117		1407	117					15
16	118	114	111	113	116	115	121	122	118	118	118	122		1406	117					16
17	113	121	115	112	113									(574)	(115)	5				17
18	116	116	105	122	126	117	115	117	118	119	117	117		1405	117					18
19	109	109	112	115	125	112	114	122	123	122	130	118		1411	118					19
20	115	118	117	124	121	121	118	120	119	114	125	112		1424	119					20
21	113	118	116	119	111	116	115	111	110	113	112	107		1361	113					21
22	114	112	112	109	112	110	105	114	106	114	113	111		1332	111					22
23	109	103	112	109	117	110	108	111	113	120	116	104		1332	111					23
24	110	111	111	107	110	113	118	121	119	121	121	118		1380	115					24
25	120	107	103	117	112	109	113	115	127	114	111	113		1361	113					25
26	109	116	113	114	112	111	107	115	117	124	110	119		1367	114					26
27	109	115	113	109	114	115	116	119	110	112	119	112		1363	114					27
28	113	104	115	112	118	108	115	114						(899)	(112)	8				28
29										102	100	93		(295)	(98)	3				29
30	100	87	97	101	104	103	115	105	112	105	104	95		1228	102					30
31	90	95												(185)	(92)	2	DAYS		MEAN	31
Sum*	2507	2482	2499	2523	2529	2511	2518	2563	2591	2603	2613	2534		30473	2539	COMPLETE	22	=	115.4	
Mean*	114.0	112.8	113.6	114.7	115.0	114.1	114.5	116.5	117.8	118.3	118.8	115.2	→	1385.3	→	COMPLETE	22	=	115.4	
	*FOR COMPLETE DAYS, B = 12; B = NO. OF BIHOURLY VALUES, 12 UNLESS INDICATED; • INDICATES COLUMN SUM														3318	ALL	29	=	114.1	

TABLE 47 COSMIC-RAY BIHOURLY MEAN VALUES OF DEPARTURES FROM BALANCE, IN UNITS OF 0.1% OF THE TOTAL IONIZATION + 60
CORRECTED FOR BURSTS AND TO BAROMETRIC PRESSURE 510 MM HG, VALUES CENTERED AT INDICATED GMT HOURS

Day	1h	3h	5h	7h	9h	11h	13h	15h	17h	19h	21h	23h	Sum	Mean	B				Day
1																			1
2																			2
3																			3
4																			4
5									112	124	117	120	(473)	(118)	4				5
6	111	118	112	115	114								(570)	(114)	5				6
7	110	116	118	117	124	115	117			118	122	120	(1177)	(118)	10				7
8	113	125	112	115	128	118	115	109	122	123	125	121	1426	119					8
9	111	107	123	112	110	119	119	117	111	121	120	118	1388	116					9
10	122	121	119	114	116	111	121	113	111	114	113		(1275)	(116)	11				10
11	117	115	114	116	112	121	115	116	121	126	120	116	1409	117					11
12	119	109	110	113	118	110	113	119	121	127	117	120	1396	116					12
13	109	112	109	120	102	125	112		116	116	124	118	(1263)	(115)	11				13
14	116	111	112	120	118	115	119	116	123	118	112	122	1402	117					14
15	119	117	117	118	116	122	111	118	114	119	123	112	1406	117					15
16	113	120	119	127	117	121	122	113	126	123	121	110	1432	119					16
17	112	111	112	108	123	113	121	115	120	124	118	113	1390	116					17
18	116	115	107	114	112	112	118	117	122	125	117	110	1385	115					18
19	109	107	107	114	107	106	109	115	126	112	113	116	1341	112					19
20	106	106	116	114	110	111	107	121	115	108	117	109	1340	112					20
21	108	107	110	117	116	117	117						(792)	(113)	7				21
22		117	109	113	108	109	104	122	109	122	122	114	(1249)	(114)	11				22
23	118	114	116	115	122	114	111	118	118	119	115	116	1396	116					23
24	115	117	119	123	115	117	115	126	114	121	116		(1298)	(118)	11				24
25																			25
26		115	111	120	112	116	111	107	122	112	117	118	(1261)	(115)	11				26
27	110	112	113	114	118	116	122	117	106	117	112	117	1374	114					27
28	113	112	118	117	120	121	114	113	119	123	112	120	1402	117					28
29	114	120	116	111	112	109	127	119	122	120	121	118	1409	117					29
30	119	111	119	110	118	108	119	115	120	127	120	108	1394	116					30
31																	DAYS		MEAN 31
Sum*	1825	1812	1831	1838	1861	1836	1862	1858	1906	1932	1883	1846	22290	1856•	COMPLETE		16	=	116.0
Mean*	114.1	113.2	114.4	114.9	116.3	114.8	116.4	116.1	119.1	120.8	117.7	115.4	→ 1393.2	→	COMPLETE		16	=	116.1
														2899	ALL		25	=	115.9

*FOR COMPLETE DAYS, B = 12; B = NO. OF BIHOURLY VALUES, 12 UNLESS INDICATED; • INDICATES COLUMN SUM

TABLE 48 COSMIC-RAY BIHOURLY MEAN VALUES OF DEPARTURES FROM BALANCE, IN UNITS OF 0.1% OF THE TOTAL IONIZATION + 60 CORRECTED FOR BURSTS AND TO BAROMETRIC PRESSURE 510 MM HG, VALUES CENTERED AT INDICATED GMT HOURS

Day	1h	3h	5h	7h	9h	11h	13h	15h	17h	19h	21h	23h		Sum	Mean	B				Day
1	119	106	114	117	116	115	109	111	120	124	121	115		1387	116					1
2	116	114	115	114	116	103	106	117	110	123	123	110		1367	114					2
3	114	106	117	112	115	115	114	112	115					(1020)	(113)	9				3
4																				4
5																				5
6																				6
7																				7
8																				8
9																				9
10																				10
11									122	114	117	119		(472)	(118)	4				11
12	115	112	116	113	121	116	114	115	116	112	116	111		1377	115					12
13	118	125	116	122	121	112	113	117	109	118	120	123		1414	118					13
14			115	113	134	123	113	114	118	122	120	113		(1185)	(118)	10				14
15	102	114	108	117	108	107	116	120	123	115	124	106		1360	113					15
16	104	110	109	113	117	111	108	113	114	120	118	115		1352	113					16
17	106	112	114	104	114	109	118	111	128	123	115	112		1366	114					17
18	105	101	117	115	123	102	112	115	118	116	113	116		1353	113					18
19	106	111	105	115	114	117	113	123	114	122	126	119		1385	115					19
20	120	120	120	111	114	129	123	115	116	115		120		(1303)	(118)	11				20
21	114	108	112	116	118	105	112	112	118	117	120	107		1359	113					21
22	114	113	113	112	110	118	114	110	117	116	118	114		1369	114					22
23	108	115	109	112	114	111	118	121	118	117	113	120		1376	115					23
24	115	119	109	121	119	112	108	118	115	122	116	117		1391	116					24
25	108	112	115	118	128	119	128	129	128	126				(1211)	(121)	10				25
26																				26
27									122	122	114	124		(482)	(120)	4				27
28	114	121	117	117	130	115	119	112	125	118	121	116		1425	119					28
29	113	116	107	117	119	125	116	121	130	120	129	114		1427	119					29
30								121	112	120	110	127		(590)	(118)	5				30
31	107	110	115	124	122	118	117		122	122	118	122		(1297)	(118)	11		DAYS		MEAN 31
*Sum	1669	1697	1681	1725	1760	1678	1696	1736	1775	1783	1793	1715		20708	1729•	COMPLETE		15	=	115.1
*Mean	111.3	113.1	112.1	115.0	117.3	111.9	113.1	115.7	118.3	118.9	119.5	114.3	→	1380.5	→	COMPLETE		15	=	115.0
															267•	ALL		23	=	116.1

*FOR COMPLETE DAYS, B = 12; B = NO. OF BIHOURLY VALUES, 12 UNLESS INDICATED; • INDICATES COLUMN SUM

TABLE 49 COSMIC-RAY BIHOURLY MEAN VALUES OF DEPARTURES FROM BALANCE, IN UNITS OF 0.1% OF THE TOTAL IONIZATION + 60
CORRECTED FOR BURSTS AND TO BAROMETRIC PRESSURE 510 MM HG, VALUES CENTERED AT INDICATED GMT HOURS

Day	1h	3h	5h	7h	9h	11h	13h	15h	17h	19h	21h	23h	Sum	Mean	B				Day
1	123	120	127	122	115	123	119	116	125	125	124	118	1457	121					1
2	125	114	121	115	118	125	121	119	114	118	127	111	1428	119					2
3	120	108	115	118	114	117	112	106	115	118	105	120	1368	114					3
4	112	110	111	113	122	105	114	112	111	114	118	112	1354	113					4
5	108	104	114	116	112	117	118	114	115	113	125	114	1370	114					5
6	117	116	115	120	117	116	113	121	119	114	116	115	1399	117					6
7	111	111	121	115	125	117	123	118					(941)	(118)	8				7
8																			8
9	116	114	109	122	112	115	119	116	111	114	108	114	1370	114					9
10	127	120	116	121	117	118	120	122	114	116	120	121	1432	119					10
11	112	119	104	117	118	117	116	113	115	128	110	119	1388	116					11
12	113	110	117	119	113	117	114	124	126	108	122	114	1397	116					12
13	118	118	122	118	124	116	121	116	124	116		119	(1312)	(119)	11				13
14	116	124	119	123	109	130	118	116	122	119	123	115	1434	120					14
15	118	114	128	115	116	119	119	118	128	113	124	122	1434	120					15
16	126	112	116	123	125	113	122	111	113	121	124	124	1430	119					16
17	123	115	118	116	123	118	111	119	114	118	122	116	1413	118					17
18	117	106	112	117	110	121	118	119	115	110	117	112	1374	114					18
19	113	113	115	118	112	110	121	116	111	118	124	111	1382	115					19
20	118	117	119	110	120	119	124	111	123	109	122	112	1404	117					20
21	114	120	114	116	125	111			122	121	117	120	(1180)	(118)	10				21
22	119	115	129	121	123	112	117	123	117				(1076)	(120)	9				22
23	111	114	122	121	117	127	121	115					(948)	(118)	8				23
24	116	111	118	120	116	120	129	128	132	130	127	120	1467	122					24
25	130	108	116	117	121	119	118	122	121	121	121	116	1430	119					25
26	132	112	115	112	127	132	118	123	118	126	125	121	1461	122					26
27	120	123	117	114	118	122	114	117	130	117	116	113	1421	118					27
28	113	115	121	112	125	116	124	123	127	119	131	115	1441	120					28
29	121	122	121	109	127	122	118	124	122	121	123	122	1452	121					29
30	123	113	113	121	120	121	116	120	120	122	130	121	1440	120					30
31	117	115	112	118	108	117	118	115	118	119	123	124	1404	117		DAYS		MEAN	31
*Sum	2976	2855	2909	2928	2935	2969	2954	2945	2979	2951	3027	2922	35350	2943	COMPLETE	25	=	117.8	
*Mean	119.0	114.2	116.4	117.1	117.4	118.8	118.2	117.8	119.2	118.0	121.1	116.9	→ 1414.1	→	COMPLETE	25	=	117.8	
														3538	ALL	30	=	117.9	

*FOR COMPLETE DAYS, B = 12; B = NO. OF BIHOURLY VALUES, 12 UNLESS INDICATED; • INDICATES COLUMN SUM

TABLE 50 COSMIC-RAY BIHOURLY MEAN VALUES OF DEPARTURES FROM BALANCE, IN UNITS OF 0.1% OF THE TOTAL IONIZATION + 60 CORRECTED FOR BURSTS AND TO BAROMETRIC PRESSURE 510 MM HG, VALUES CENTERED AT INDICATED GMT HOURS

Day	1h	3h	5h	7h	9h	11h	13h	15h	17h	19h	21h	23h	Sum	Mean	B				Day
1	120	122	112	112	128	121	115	114	116	119	120	117	1416	118					1
2	120	115	123	119	115	122	117	123	126	129	127	111	1447	121					2
3	113												(113)	(113)	1				3
4	111	116	109	123					117	122	116	113	(927)	(116)	8				4
5	115	109	117	117	118	113	119	111	122	119	119	124	1403	117					5
6	110	114	113	117	118	123	115	116	114	121	121	114	1396	116					6
7	119	100	112	112	112	119	119		121	118	121	114	(1267)	(115)	11				7
8	116	110	112	110	114	115	116	117	122	119	116	112	1379	115					8
9	105	107	118	112	115	110	114	119	123	117	126	118	1384	115					9
10	119	104	116	121	113	120	118	120	120	125	124	115	1415	118					10
11	124	115	115	122	121	119	115	110	108	117	110	115	1411	118					11
12	124	120	115	122	118	116	117	121	126	119	124	117	1439	120					12
13	122	117	122	111	122	119	119	122	122	116	125	127	1444	120					13
14	109	112	116	112	110	121	115	124	127	118	123	112	1399	117					14
15	108	104	109	118	111	122	111	118	122	115	130	113	1381	115					15
16	107	106	116	112	109	114	121	109	102	117	117	115	1345	112					16
17	116	106	106	112	112	103			118	125	117	117	(1132)	(113)	10				17
18	107	108	119	120	113	118	112	114	123	119	114	111	1378	115					18
19	118	110	108	116	118	123	118	122	125	118	115	117	1408	117					19
20	104	115	119	125	114	119	116	115	121	121	118	115	1402	117					20
21	119	120	116	117	112	118	110	112	130	119	119	121	1413	118					21
22	118	118	109	124	112	107	117	111	110	121	119	115	1381	115					22
23	116	118	129	120	122	116	119	120	122	121	118	120	1441	120					23
24	113	117	120	116	116	120	120	117	117	128	126	120	1430	119					24
25	120	112	130	114	113	119	111	113	123	126	121	116	1418	118					25
26	109	116	117	123	125	110	114	116	126	115	124	113	1408	117					26
27	115	115	116	114	122	118	120	118	120	128	130	123	1439	120					27
28	112	124	122	116	121	108	114	110	126	116	116	119	1404	117					28
29	114	110	108	111	119	120	112	111	121	123	122	119	1390	116					29
30																			30
31																DAYS		MEAN	31
*Sum	2864	2838	2917	2921	2919	2931	2895	2903	3034	3006	3024	2919	35171	293•	COMPLETE	25	=	117.2	
*Mean	114.6	113.5	116.7	116.8	116.8	117.2	115.8	116.1	121.4	120.2	121.0	116.8	→ 1406.9	→	COMPLETE	25	=	117.2	
	*FOR COMPLETE DAYS, B = 12; B = NO. OF BIHOURLY VALUES, 12 UNLESS INDICATED; • INDICATES COLUMN SUM													3388•	ALL	29	=	116.8	

TABLE 51 COSMIC-RAY BIHOURLY MEAN VALUES OF DEPARTURES FROM BALANCE, IN UNITS OF 0.1% OF THE TOTAL IONIZATION + 60 CORRECTED FOR BURSTS AND TO BAROMETRIC PRESSURE 510 MM HG, VALUES CENTERED AT INDICATED GMT HOURS

Day	1h	3h	5h	7h	9h	11h	13h	15h	17h	19h	21h	23h		Sum	Mean	B					Day
1	108	114	106	113	119	118	116	120	115	119	111	116		1375	115						1
2	114	122	116	126	128	125	118	124	130	119	121	110		1453	121						2
3	118	123	123	127	135	124	131	112	123	124	119	122		1481	123						3
4	121	110	122	132	121	121	121		122	123	127	115		(1335)	(121)	11					4
5	122	123	104	119	117	122	119	123	134	133	132	121		1469	122						5
6	118	117	122	124	116	125	114	120	122	123	121	109		1431	119						6
7	116	113	120	110	119	111	106	109	122	120	120	117		1383	115						7
8	117	118	119	121	114	115	118	118	115	122	118	124		1419	118						8
9	120	119	117	120	119	123	121	125	118	123	123	119		1447	121						9
10	115	124	115	113	110	119	117	120	117	124	120	119		1413	118						10
11	121	114	112	122	120	120	119	112	117					(1057)	(117)	9					11
12	122	113	117	119	120	111	126	112	119	117	118	121		1415	118						12
13	109	115	118	119	124	114	113	116	118	123	123	116		1408	117						13
14	116	114	110	107	118	108	122	114	111	125	128	120		1393	116						14
15	114	122	110	115	116	114	110	106	116	116	119	117		1375	115						15
16	110	117	116	111	116	108	116	117	119	112	122	121		1385	115						16
17	115	120	112	111	128	120	108	120	124	122	126	121		1427	119						17
18	122	116	116	104	116									(574)	(115)	5					18
19																					19
20										121	123	112		(356)	(119)	3					20
21	115	120	117	119	120	117	119	124	122			118		(1191)	(119)	10					21
22	108	113	106	111	116	116	111	113	118	122	110	112		1356	113						22
23	116	114	121	110	117	115	105	120	122	122	121	120		1403	117						23
24	110	114	122	111	112	118	114	111	123	116	116	112		1379	115						24
25	117	113	113	118	114	111	113	114	110	127	124	118		1392	116						25
26	110	118	113	118	112	117	119	120	118	119	120	130		1414	118						26
27	122	123	115	119	123	127	121	112	126	117	120	127		1452	121						27
28	114	119	119	109	124	123	120	117	126	123	123	121		1438	120						28
29	118	123	109	114	120	123	117	119	124	125	124	123		1439	120						29
30	115	114	120	118	117	114	118	129	124	124	123	118		1434	120						30
31	114	120	117	124	118	123	116	126	126	128	126	119		1457	121			DAYS		MEAN	31
Sum*	2878	2945	2880	2907	2972	2944	2909	2937	3020	3045	3028	2973		35438	2953•	COMPLETE		25	=	118.1	
Mean*	115.1	117.8	115.2	116.3	118.9	117.8	116.4	117.5	120.8	121.8	121.1	118.9	→	1417.6	→	COMPLETE		25	=	118.1	
															3544•	ALL		30	=	118.1	

*FOR COMPLETE DAYS, B = 12; B = NO. OF BIHOURLY VALUES, 12 UNLESS INDICATED; • INDICATES COLUMN SUM

TABLE 52 COSMIC-RAY BIHOURLY MEAN VALUES OF DEPARTURES FROM BALANCE, IN UNITS OF 0.1% OF THE TOTAL IONIZATION + 60
CORRECTED FOR BURSTS AND TO BAROMETRIC PRESSURE 510 MM HG, VALUES CENTERED AT INDICATED GMT HOURS

Day	1h	3h	5h	7h	9h	11h	13h	15h	17h	19h	21h	23h	Sum	Mean	B				Day
1	115	121	118	118	118	122	121	117	133	129	121	115	1448	121					1
2	117	115	117	114	128	120	115	126	117	122	122	116	1429	119					2
3	122	112	120	116	118	116	120	114	111	117	125	116	1407	117					3
4	115	125	121	120	107	112	121	112	124	123	120	116	1416	118					4
5	121	125	112	126	118	118	123	120	115	123	120	120	1441	120					5
6	117	119	115	118	119	115	117	121	114	127	121	122	1425	119					6
7	112	114	115	126	122	117	117	112	116	122	116	115	1404	117					7
8	120	114	113	123	122	116	122		133	127	121	117	(1328)	(121)	11				8
9	108	114	124	118	114	125	114	116	115	122	125	115	1410	118					9
10	121	122	112	117	124	121	113	123	115	118	120	120	1426	119					10
11	114	112	118	121	115	110	123	120	124	121	119	119	1416	118					11
12	120	119	111	113	124	112	119	115	127	116	126	127	1429	119					12
13	123	113	117	124									(477)	(119)	4				13
14	119	113	112	111	116	118	116	123	129	119	118	117	1411	118					14
15	121	108	118	125	118	124	113	121	126	130	120	119	1443	120					15
16	119	125	122	118	121	115	119	126	114	124	114	127	1444	120					16
17	117	118	114	111	116	104	118	118	123	120	125	123	1407	117					17
18	125	118	120	119	123	123	119	125	124	120	129	120	1465	122					18
19	117	120	116	115	119	126	110	115	128	116	128	119	1429	119					19
20	115	117	113	118	115	123	114	113	122	116	116	103	1385	115					20
21	113	115	117	116	117	117	112	115	113	122	118	117	1392	116					21
22	106	119	115	116	117	125	119		121	115	119	116	(1288)	(117)	11				22
23	108	109	113	114	117	120	120	115	123	119	115	119	1392	116					23
24	119	115	111	107	125	117	114	110	115	120	110	120	1383	115					24
25	121	114	112	114	120	112	124	116	121	122	113	120	1409	117					25
26	117	116	116	113	120	120	113	110	113	123	113	113	1387	116					26
27	121	114	117	116	122	122	116	120	129	114	121	113	1425	119					27
28	120	110	114	118	120	119	115	104	121	122	118	110	1391	116					28
29	115	115	118	118	123	116	120	112	122	117	116	118	1410	118					29
30	111	122	119	120	120	123	117	116	112	120	115	112	1407	117					30
31																	DAYS		MEAN 31
Sum*	3160	3147	3135	3160	3219	3187	3163	3155	3246	3264	3224	3171	38231	3186•	COMPLETE		27	=	118.0
Mean*	117.0	116.6	116.1	117.0	119.2	118.0	117.1	116.9	120.2	120.9	119.4	117.4	→ 1415.8	→	COMPLETE		27	=	118.0
	*FOR COMPLETE DAYS, B = 12; B = NO. OF BIHOURLY VALUES, 12 UNLESS INDICATED; • INDICATES COLUMN SUM													3543•	ALL		30	=	118.1

TABLE 53 COSMIC-RAY BIHOURLY MEAN VALUES OF DEPARTURES FROM BALANCE, IN UNITS OF 0.1% OF THE TOTAL IONIZATION + 60
CORRECTED FOR BURSTS AND TO BAROMETRIC PRESSURE 510 MM HG, VALUES CENTERED AT INDICATED GMT HOURS

Day	1h	3h	5h	7h	9h	11h	13h	15h	17h	19h	21h	23h		Sum	Mean	B				Day
1	122	112	118	120	112	113	119	113	117	124	118	111		1399	117					1
2	118	114	110	121	123	114	123	115	117	129	125	123		1432	119					2
3	121	122	119	120	120	113	129	124	124					(1092)	(121)	9				3
4																				4
5	118	120	121	124	121	118	124	119	123	133	120	119		1460	122					5
6	115	122	119	112	126	117	110	122	128	117	126	121		1435	120					6
7	115	119	120	118	122	116	124	117	117	127	121	129		1445	120					7
8	126	111	118	118	122	117	123			118	130	118		(1201)	(120)	10				8
9	113	107	124	116	112	119	116	121	116	127	121	119		1411	118					9
10	120	121	118	120	114	115	108	110	116	114	113	107		1376	115					10
11	116	117	116	117	118	125	111	116	121	117	127	115		1416	118					11
12	110	115	114	116	122	112	117	114	124	111	117	116		1388	116					12
13	112	113	115	115	115	115	120	109	119	121	119	108		1381	115					13
14	118	111	111	114	133	119	112	123	128	121	113	113		1416	118					14
15	124	116	129	122	120	115	126	113	117	119	111	121		1433	119					15
16	119	117	111	120	118	112	120	122	115	122	125	116		1417	118					16
17	117	123	117	119	120	113	112	119	123	123	118	115		1419	118					17
18	112	113	110	116	119	113	125	115	118	118	125	120		1404	117					18
19	118	118	109	121	116	119	120	114	116	126	123	120		1420	118					19
20	116	121	110	125	130	122	124	125	128	124	118	115		1458	122					20
21	132	118	120	119	123	114	114	123	116	114	130	129		1452	121					21
22																				22
23	130	118	124	123	118	121	122	120	120	124	115	115		1450	121					23
24	121	117	113	123	119	118	117	121	124	127	120	119		1439	120					24
25	119	111	121	124	114	120	118	120	121	124	122	117		1431	119					25
26	116	117	119	117	113	119	115	122	118	129	119	131		1435	120					26
27	119	120	113	125	118	110	114		118	124	121	112		(1294)	(118)	11				27
28	112	109	120	124	114	117	116	118	125	126	125	114		1420	118					28
29																				29
30																				30
31																		DAYS		MEAN 31
Sum*	2713	2669	2689	2746	2742	2686	2713	2711	2767	2817	2771	2713		32737	2729•	COMPLETE		23	=	118.7
Mean*	118.0	116.0	116.9	119.4	119.2	116.8	118.0	117.9	120.3	122.5	120.5	118.0	→	1423.5	→	COMPLETE		23	=	118.6
	*FOR COMPLETE DAYS, B = 12; B = NO. OF BIHOURLY VALUES, 12 UNLESS INDICATED; • INDICATES COLUMN SUM														3088•	ALL		26	=	118.8

TABLE 54 COSMIC-RAY BIHOURLY MEAN VALUES OF DEPARTURES FROM BALANCE, IN UNITS OF 0.1% OF THE TOTAL IONIZATION + 60 CORRECTED FOR BURSTS AND TO BAROMETRIC PRESSURE 510 MM HG, VALUES CENTERED AT INDICATED GMT HOURS

Day	1h	3h	5h	7h	9h	11h	13h	15h	17h	19h	21h	23h		Sum	Mean	B				Day
1																				1
2																				2
3																				3
4			122	122	121	116	117	124	125	121	120	116		(1204)	(120)	10				4
5	115	116	115	123	122	116	128	120	115	128	125	127		1450	121					5
6	128	118	132	117	117	123	121	127	122	122		122		(1349)	(123)	11				6
7	118	118	110	121	115	122	113	124	124	126	125	126		1442	120					7
8	116	108	119	126	125	127	124	121	115	126	129	119		1455	121					8
9	121	121	119	111	114	119	115	119	120	122	116	115		1412	118					9
10	116	116	114	117	125	114	115	121	126	134	121	129		1448	121					10
11	120	121	119	114	124	125	124		127	122	133	116		(1345)	(122)	11				11
12	123	118	114	116	112	118	119	113	120	128	125	120		1426	119					12
13	116	121	119	121	121	115	111	117	115	117	127	123		1423	119					13
14	114	120	113	117	123	123	120	113	120	117	121	116		1417	118					14
15	120	110	122	115	115	116	129	116	121	122	124	111		1421	118					15
16	113	123	119	116	120	119	130	127	117	121	123	126		1454	121					16
17	117	109	118	121	112	116	114	125	125	123	124	118		1422	118					17
18	124	121	126	121	116	112	110	112	120	118	120	127		1427	119					18
19	123	115	118	116	114	112	120	122	119	114	113	128		1414	118					19
20	124	113	116	118	124	127				119	122	114		(1077)	(120)	9				20
21	122	123	120	128	117	116	115	124	125	124	121	123		1458	122					21
22	113	112	125	125	120	119	112	117	120	126	119	121		1429	119					22
23	120	105	112	126	120	128	122	113	118	123	121	124		1432	119					23
24	119	117	118	116	117	128	113	114	125	131	129	119		1446	120					24
25	123	118	120	116	120	124	120			124	126	120		(1211)	(121)	10				25
26	118	111	125	119	120	117	126	118	132	124	123	114		1447	121					26
27	122	112	122	120	120	118	121	129	124	128	121	120		1457	121					27
28	109	117	119	119	124	113	122	128	125	117	125	112		1430	119					28
29	117	118	122	123	118	124	117	125	121	116	121	117		1439	120					29
30	115	115	115	115	123	125	122	114	130	119				(1193)	(119)	10				30
31																		DAYS		MEAN 31
Sum*	2476	2431	2489	2517	2490	2492	2496	2518	2547	2585	2573	2535		30149	2512•	COMPLETE		21	=	119.6
Mean*	117.9	115.8	118.5	119.9	118.6	118.7	118.9	119.9	121.3	123.1	122.5	120.7	→	1435.8	→	COMPLETE		21	=	119.6
	*FOR COMPLETE DAYS, B = 12; B = NO. OF BIHOURLY VALUES, 12 UNLESS INDICATED; • INDICATES COLUMN SUM														3239•	ALL		27	=	119.9

TABLE 55 COSMIC-RAY BIHOURLY MEAN VALUES OF DEPARTURES FROM BALANCE, IN UNITS OF 0.1% OF THE TOTAL IONIZATION + 60
CORRECTED FOR BURSTS AND TO BAROMETRIC PRESSURE 510 MM HG, VALUES CENTERED AT INDICATED GMT HOURS

Day	1h	3h	5h	7h	9h	11h	13h	15h	17h	19h	21h	23h	Sum	Mean	B	Day
1																1
2	116	120	113	122	127	118	122	119	125	127	120	118	1447	121		2
3	108	121	116	119	119	124	118	112	115	116	129	114	1411	118		3
4	122	119	123	117	115	113	126	121	125	122	127	116	1446	120		4
5	126	113	112	117	123	122	119	121	125	122	125	119	1444	120		5
6	108	120	120	125	113	121	113	128	130	127	126	123	1454	121		6
7	114	124	111	119	120	116	128	123	126	129	123	121	1454	121		7
8	115	115	123	119	122	117	126	115	131	113	126	118	1440	120		8
9	122	132	121	118	114	121	120	124	120	129	129	127	1477	123		9
10	128	107	116	127	116	119	123	118	124	119	126	122	1445	120		10
11	125	111	114	126	122	119	118			123			(958)	(120)	8	11
12	123	116	126	124	128	126	122	117	122	126	126	119	1475	123		12
13	110	122	119	124	116	115	123	119	119	115	130	119	1431	119		13
14	128	117	116	117	124	118	123	122	126	122		121	(1334)	(121)	11	14
15	123	121	116	122	122	122	118	122	132	126	121	128	1473	123		15
16	116	119	130	121	125	123	121	136	128	130	129	127	1505	125		16
17	123	121	131	121	120	130	120	133	129	128	132	115	1503	125		17
18	121	119	118	117	126	116	112	114	124	118	130	130	1445	120		18
19	122	120	117	113	120	120	121	116	113	119	125	119	1425	119		19
20	123	119	121	118	124	126	118	125	117	119	127	121	1458	122		20
21	129	119	118	132	125	132	122	125	130	138	127	124	1521	127		21
22	119	125	123	129	120	120	135	126	126	122	120	128	1493	124		22
23	125	118	121	119	126	123	124	125	129	134	128	129	1501	125		23
24	130	125	120	120	123	114	120	134	123	126	124	118	1477	123		24
25	123	117	125	120	120	128	121	122	135	132	130	128	1501	125		25
26	138	118	126	124	126	118	134	133	122	130	123	125	1517	126		26
27	119	121	119	122	123	122	122	128	119	132	122	136	1485	124		27
28	124	126	120	122	125	126	130	123	132	132	136	123	1519	127		28
29	123	123	133	130	145	128	128	127	128	127	133	121	1546	129		29
30	118	131	118	131	128	122					125	122	(995)	(124)	8	30
31	116	120	121	126	122	120	127	123	128	137	125	120	1485	124		31
Sum*	3266	3240	3259	3287	3305	3280	3313	3329	3377	3395	3419	3308	39778	3314•	COMPLETE 27 = 122.7	
Mean*	121.0	120.0	120.7	121.7	122.4	121.5	122.7	123.3	125.1	125.7	126.6	122.5	→ 1473.2	→	COMPLETE 27 = 1228	
														3679•	ALL 30 = 122.6	

*FOR COMPLETE DAYS, B = 12; B = NO. OF BIHOURLY VALUES, 12 UNLESS INDICATED; • INDICATES COLUMN SUM

TABLE 56 COSMIC-RAY BIHOURLY MEAN VALUES OF DEPARTURES FROM BALANCE, IN UNITS OF 0.1% OF THE TOTAL IONIZATION + 60 CORRECTED FOR BURSTS AND TO BAROMETRIC PRESSURE 510 MM HG, VALUES CENTERED AT INDICATED GMT HOURS

Day	1h	3h	5h	7h	9h	11h	13h	15h	17h	19h	21h	23h		Sum	Mean	B					Day
1	122	124	121	134	127	127	127	127	127	130	114	124		1504	125						1
2	125	121	122	124	124	124	128	123	132	129	124	127		1503	125						2
3	127	121	122	128	126	127	125	135	138	128	121	130		1528	127						3
4	120	126	127	124	133	126	129	129	134	128	123	123		1522	127						4
5	116	114	124	123	119	124	132	129	137	126	125	126		1495	125						5
6	118	116	118	128	133	126	125	119	127	122	121	120		1473	123						6
7	122	121	121	124	126	130	134	128	120	131	120	118		1495	125						7
8	120	119	126	121	130	121	124	125	122	126	117	108		1459	122						8
9	117	113	118	130	116	128	118	120	130	118	122	123		1453	121						9
10	122	124	120	119		128		131	125	118	129	126		(1242)	(124)	10					10
11	118	113	121	125	125	127	117	130	120	124	119	122		1461	122						11
12	119	120	117	111	119	121	120	125	115	128	131	120		1446	120						12
13	113	120	118	122	120	117	127	121						(958)	(120)	8					13
14	116	119	120	120	114	123	119	120	119	128	117	119		1434	120						14
15	123	131	121	128	128	121	119	123	120	124	118	128		1484	124						15
16	120	121	123	117	113			129	117	123	123	134		(1220)	(122)	10					16
17	122	133	132	121	119	116	126	126	119	129	126	122		1491	124						17
18	118	123	118	119	124	128	116	126	128	129	125	123		1477	123						18
19	125	129	123	124	125	127	128	130	120	130	123	129		1513	126						19
20	124	123	140	128	130	130	129	127	125	124	125	125		1530	128						20
21	124	129	130	120	132	128	132	133	128	126	117	130		1529	127						21
22	122	130	122	124	130	125	123	120	124	130	122	122		1494	124						22
23	128	127	126	127	130	127	125	121	142	124	122	130		1529	127						23
24	125	129	126	128	132	127	132	128	128	127	119	123		1524	127						24
25	126	127	127	133	124	118	122	130	122			127		(1256)	(126)	10					25
26	127	123	132	126	129	124	126	126	126	123	128	127		1517	126						26
27	128	127	122	128	126	119	116	122	138	126	122	130		1504	125						27
28	121	119	123	120	127	127	126	126	123	127	125	130		1494	124						28
29	124	125	126	131	130	129	134	127	131	130	142	130		1559	130						29
30	133	130	127	124	132	134	133	134	132	139	140	138		1596	133						30
31	136	128	129	134	139	145	128	127	127	130	132	133		1588	132			DAYS		MEAN	31
Sum*	3320	3333	3354	3374	3425	3411	3391	3406	3432	3436	3340	3380			3382●	COMPLETE		27	=	125.3	
Mean*	123.0	1234	124.2	1250	1269	126.3	1256	126.1	127.1	127.3	123.7	1252	→	1503.8	→	COMPLETE		27	=	125.3	
															3874	ALL		31	=	125.0	

*FOR COMPLETE DAYS, B = 12; B = NO. OF BIHOURLY VALUES, 12 UNLESS INDICATED; ● INDICATES COLUMN SUM

TABLE 57 COSMIC-RAY BIHOURLY MEAN VALUES OF DEPARTURES FROM BALANCE, IN UNITS OF 0.1% OF THE TOTAL IONIZATION + 60
CORRECTED FOR BURSTS AND TO BAROMETRIC PRESSURE 510 MM HG, VALUES CENTERED AT INDICATED GMT HOURS

Day	1h	3h	5h	7h	9h	11h	13h	15h	17h	19h	21h	23h	Sum	Mean	B				Day
1	128	132	129	135	138	132	132	137	133	126	128	132	1582	132					1
2	122	131	130	132	134				132	129	126	133	(1169)	(130)	9				2
3	128	132	132	137	134	127	128	127	132	135	134	127	1573	131					3
4	125	129	128	125	130	131	116	128	140	136	128	134	1550	129					4
5	132	132	134	125	126	129	126	133	139	140	139	132	1587	132					5
6	134	125	137	130	131	133	136	126	119	128	130	126	1555	130					6
7	121	125	119	127	127	121	126	122	126	130	124	126	1494	124					7
8	130	128	119	124	121	131	122	122	129	127	118	119	1430	124					8
9	127	118	128	122	119	123	120	114	127	123	121	122	1464	122					9
10	125	122	123	114	119	114	113	111	117	121	116	123	1418	118					10
11	117	114	122	126	125	120	120	125	119	132	127	119	1466	122					11
12	117	116	106	116	117	122	121	117	125	120			(1177)	(118)	10				12
13	131	119	123	126	130	117	126	128	131	128	124	120	1503	125					13
14	126	114	123	124	126	122	130	121	115	124	130	122	1477	123					14
15	126	118	125	124	120	120	123	115	117	131	117	127	1463	122					15
16	128	125	123		125			126	125	132	122		(1006)	(126)	8				16
17																			17
18																			18
19																			19
20	124	116	128	125	131	120	122	126	130	123	124	129	1498	125					20
21	124	122	120	118	135	128	130					120	(997)	(125)	8				21
22	119	119	121	114	122	119	122	114	130	131	128	122	1461	122					22
23	120	114	130	119	129	129	130	124	130	131	127	116	1499	125					23
24	121	123	124	125	114	126	120	119	130	135	123	110	1470	122					24
25	119	122	122	120	129	122	126	128	124	119	123	118	1472	123					25
26	123	124	126	121	131	122	134	128	125	129	126	128	1517	126					26
27	124	125	127	128	124	126	121	123	117	135	129	116	1495	125					27
28	134	122	130	129	135	130	128	119	134	132	125	131	1549	129					28
29	124	126	132	124	136	124	131	131	126	124	124	127	1529	127					29
30	124	130	134	129	137	126	123	125	127	122	129	131	1537	128					30
31																	DAYS		MEAN 31
Sum*	2882	2829	2916	2873	2934	2864	2875	2846	2917	2962	2894	2857	34649	2886•	COMPLETE		23	=	125.5
Mean*	125.3	123.0	126.8	124.9	127.6	124.5	125.0	123.7	126.8	128.8	125.8	124.2	→ 1506.4	→	COMPLETE		23	=	125.5
	*FOR COMPLETE DAYS, B = 12; B = NO. OF BIHOURLY VALUES, 12 UNLESS INDICATED; • INDICATES COLUMN SUM													3385•	ALL		27	=	125.4

TABLE 58 COSMIC-RAY BIHOURLY MEAN VALUES OF DEPARTURES FROM BALANCE, IN UNITS OF 0.1% OF THE TOTAL IONIZATION + 60
CORRECTED FOR BURSTS AND TO BAROMETRIC PRESSURE 510 MM HG, VALUES CENTERED AT INDICATED GMT HOURS

Day	1h	3h	5h	7h	9h	11h	13h	15h	17h	19h	21h	23h	Sum	Mean	B				Day
1	123	125	122										(370)	(123)	3				1
2																			2
3		116	116	124	126	130	125	122	127	132	129	132	(1379)	(125)	11				3
4	114	123	119	129	129	128	126	123	126	135	120	123	1495	125					4
5	130	117	113	122	117	122	114	121	124	126	118	113	1437	120					5
6	116	118	123	120	127	114	116	122	124	126	120	124	1450	121					6
7	120	122	116	123	131	123	121	119	129	123	132	117	1476	123					7
8	109	116	116	122	119	122	119	131	118	127	124	124	1447	121					8
9	119	124	123	117	123	122	115	119				114	(1076)	(120)	9				9
10	124	122	119	120	126	116	128	127	121	132	126	128	1489	124					10
11	127	128	118	126	129	123	114	124	130	128	130	131	1508	126					11
12	128	123	120	117	124	119	120	132	127	118	126	131	1485	124					12
13	123	128	126	121	125	132	136	130	134	128	129	122	1534	128					13
14	114	131	120	126	124	124	132	127	126	122	134	127	1507	126					14
15	118	131	122	119	121	133	123	132	130	128	134	136	1527	127					15
16	125	132	135	114	134								(640)	(128)	5				16
17	124	123	121	132	120	131	130						(881)	(126)	7				17
18								125	127	125	137	134	(648)	(130)	5				18
19	127	130	131	138	128	132	129	143	130	147	138	134	1607	134					19
20	130	131	127	120	131	123	120	133	142	132	135	131	1555	130					20
21	124	122	130	131	130	118	127	123	141	127	127	127	1527	127					21
22	126	127	137	132									(522)	(130)	4				22
23																			23
24								131	126	124	132	126	(639)	(128)	5				24
25	128	134	121	133	129	123	127	130	122	132	129	126	1534	128					25
26	126	120	126	127	128	115	129						(871)	(124)	7				26
27																			27
28																			28
29																			29
30																			30
31																			31
Sum*	1832	1876	1821	1867	1890	1852	1852	1917	1924	1931	1922	1894	22578	1884•	COMPLETE	DAYS	=	MEAN	
Mean*	122.1	125.1	121.4	124.5	126.0	123.5	123.5	127.8	128.3	128.7	128.1	126.3	→ 1505.3	→	COMPLETE	15	=	125.4	
														3018•	ALL	24	=	125.8	

*FOR COMPLETE DAYS, B = 12; B = NO. OF BIHOURLY VALUES, 12 UNLESS INDICATED; • INDICATES COLUMN SUM

TABLE 59 COSMIC-RAY BIHOURLY MEAN VALUES OF DEPARTURES FROM BALANCE, IN UNITS OF 0.1% OF THE TOTAL IONIZATION + 60
CORRECTED FOR BURSTS AND TO BAROMETRIC PRESSURE 510 MM HG, VALUES CENTERED AT INDICATED GMT HOURS

Day	1h	3h	5h	7h	9h	11h	13h	15h	17h	19h	21h	23h		Sum	Mean	B				Day
1																				1
2																				2
3																				3
4																				4
5																				5
6																				6
7																				7
8																				8
9																				9
10																				10
11																				11
12		107	95	99	110	107	105		105			109		(837)	(105)	8				12
13	107	103	102	105	105	111	104	99	106	107	104	98		1251	104					13
14	96	100	95	111	102	93	100	95	118	104	113	107		1234	103					14
15	105	106	105	101				110	96	101	114	94		(932)	(104)	9				15
16	99	100	109	110	95	110	104	97	110	104	112	106		1256	105					16
17	93	101	99	108	104	98	110	102	102	104	97	110		1228	102					17
18	98	107	114	104	104	100	105	107	111	99	116	112		1277	106					18
19	108	113	104	104	110	107	105	108	115	106	114	115		1309	109					19
20	104	91	101	103	103	104	103	112	105	104	112	110		1252	104					20
21	100	97	109	102	112	101	103	107	110	107	107	111		1266	106					21
22	98	101	95	105	107	118	104	110	108	108	111	109		1274	106					22
23	108	110	104	111	111	100	106	106	105	104	106	99		1270	106					23
24	111	107	103	110	106	115	101	103	106	102	104	100		1268	106					24
25	104	104	99	101	114	106	108	107	97	103	103	108		1254	104					25
26	113	101	101	100	102	99	105		110	108	112	111		(1162)	(106)	11				26
27	96	102	109	108	111	112	113	98	108	100	106	103		1266	106					27
28	104	110	102	105	116	107	109	111	112	121	111	98		1306	109					28
29	103	107	101	108	116	113	102	102	118	121	110			(1201)	(109)	11				29
30								115	118	107	106	107		(553)	(111)	5				30
31																		DAYS		MEAN	31
Sum*	1426	1446	1445	1487	1500	1482	1475	1462	1513	1473	1516	1486		17711	1476•	COMPLETE		14	=	105.4	
Mean*	101.9	103.3	103.2	106.2	107.1	105.9	105.4	104.4	108.1	105.2	108.3	106.1	→	1265.1	→	COMPLETE		14	=	105.4	
	*FOR COMPLETE DAYS, B = 12; B = NO. OF BIHOURLY VALUES, 12 UNLESS INDICATED; • INDICATES COLUMN SUM														2011•	ALL		19	=	105.8	

TABLE 60 COSMIC-RAY BIHOURLY MEAN VALUES OF DEPARTURES FROM BALANCE, IN UNITS OF 0.1% OF THE TOTAL IONIZATION + 60 CORRECTED FOR BURSTS AND TO BAROMETRIC PRESSURE 510 MM HG, VALUES CENTERED AT INDICATED GMT HOURS

Day	1h	3h	5h	7h	9h	11h	13h	15h	17h	19h	21h	23h		Sum	Mean	B					Day
1	97	104	104	112	105	98	106	106	112	116	110	106		1276	106						1
2	101	103	101	116	105	113	110	103	106	106	104	111		1279	107						2
3	99	103	104	105	102	103	103				110	109		(938)	(104)	9					3
4	105	94	99	105	102	97	96	111	100	114	108	104		1235	103						4
5	101	95	108	109	98	105	104	96	112	114	108	103		1253	104						5
6	102	106	102	110	111	105	105	107	109	110	116	110		1293	108						6
7	104	103	118	111	104	109	103	112	111	116	104	112		1307	109						7
8	113	102	106	105	115	113	103	108	109	106	114	103		1297	108						8
9	109	111	110								108	108		(546)	(109)	5					9
10	95	107	107	107	110	103	105	107	110	111	115	118		1295	108						10
11	107	103	118	112	114	106	109	118	106	118	121	104		1336	111						11
12	108	111	115	113	111	110	109	104	98	110	104	106		1299	108						12
13	112	103	107	104	112	105	109	114	111	110	103	114		1304	109						13
14	100	107	110	120	104	112	108	112	100	110	120	118		1321	110						14
15	102	105	110	112	120	109	104	106	106	104	114	109		1301	108						15
16	104	108	109	113	111	102	111	103	109	110	109	110		1299	108						16
17	102	99	108	99	113	110	102		104	111	113	105		(1166)	(106)	11					17
18	97	102	100	109	103	95	92	98		106	117	112		(1131)	(103)	11					18
19	107	106	106	108	106	108	101	111	112	111	106	105		1287	107						19
20	104	105	111	106	109	104	107	106	113	108	100	109		1282	107						20
21	104	102	104	110	106	104	105	106	112	116	112	112		1293	108						21
22	112	103	106	116	106	102	114	106	121	120	110	114		1330	111						22
23	111	115	113	123	112	103	112	99	112	120	110	105		1335	111						23
24			110	109	113	102	110		109	109	112	102		(976)	(108)	9					24
25	103	108	102	99	100	106	107	105	114	102	118	107		1271	106						25
26	109	106	102	106	100	111	109	107	111	104	99	102		1266	106						26
27	104	99	118	103	101	100	102	98	109	106	101	104		1245	104						27
28	112	100	104	107	108	104	108	112	110	109				(1074)	(107)	10					28
29	114	100	98	102	111	101	107		107	117	111	97		(1165)	(106)	11					29
30	108	98	95	95	108	104	101	105	107	112	112	105		1250	104						30
31	104	107	101	97	101	108	101	111	104	103	101	105		1243	104			DAYS		MEAN	31
Sum*	2517	2500	2572	2612	2571	2537	2541	2561	2614	2657	2619	2596		30897	2575•	COMPLETE		24	=	107.3	
Mean*	104.9	104.2	107.2	108.8	107.1	105.7	105.9	106.7	108.9	110.7	109.1	108.2	→	1287.4	→	COMPLETE		24	=	107.3	
	*FOR COMPLETE DAYS, B = 12; B = NO. OF BIHOURLY VALUES, 12 UNLESS INDICATED; • INDICATES COLUMN SUM														3318•	ALL		31	=	107.0	

TABLE 61 COSMIC-RAY BIHOURLY MEAN VALUES OF DEPARTURES FROM BALANCE, IN UNITS OF 0.1% OF THE TOTAL IONIZATION + 60
CORRECTED FOR BURSTS AND TO BAROMETRIC PRESSURE 510 MM HG, VALUES CENTERED AT INDICATED GMT HOURS

Day	1h	3h	5h	7h	9h	11h	13h	15h	17h	19h	21h	23h		Sum	Mean	B					Day
1	101	113	109	100	102	112	106	103	101	109	109	110		1275	106						1
2	100	105	104	102	106	110	105	111	101	114	110	105		1273	106						2
3	103	95	109	111	106	108	109	104	101	111	107	106		1270	106						3
4	98	102	101	99	102	95	103	100	108	113	106	105		1232	103						4
5											110	93		(203)	(102)	2					5
6	103	99	104	103	100	102	100	104	106	110	106	103		1240	103						6
7	93	102	106	98	104	109	114			106	116	101		(1049)	(105)	10					7
8	102	107	101	101	100	105	100	103	106	107	108	113		1253	104						8
9	100	102	103	107	103	108	94							(717)	(102)	7					9
10	101	98	103	100	108	95	102	102	100	102	97	99		1207	101						10
11	108	101	102	102	103	110	103	98	95	111	113	105		1251	104						11
12	103	97	101	110	97	109	114	105	103	109	111	92		1251	104						12
13	94	106	104	104	99	90	98	95	102	101	102	101		1196	100						13
14	106	84	93	110	104	101	104			95	96	100		(993)	(99)	10					14
15	89	102	107	101	105	100	97	94	105	96	101	102		1199	100						15
16	97	104	93	109	104	93	97	102	93	94	101	106		1193	99						16
17	106	99	99	109	101	100	100	93	97	108	110	96		1218	102						17
18	94	102	95	101	95	97	100	102	101	110	98	104		1199	100						18
19	101	101	88	101	103	100	103	102	102	92	100	99		1192	99						19
20	108	90	100	101	100	107	99	101	106	107	112	110		1241	103						20
21	100	91	98	103	98	104	100		111	109	94	96		(1104)	(100)	11					21
22																					22
23	93	96	94	106	101	91	94	102	104	96	105	99		1181	98						23
24	95	105	100	97	103	93	98	98	104	97	99	105		1194	100						24
25	100	97	105	94	94	95	96	100	108	108	115	96		1208	101						25
26	99	101	102	101	100	97	94	97	99	103	96	89		1178	98						26
27	102	94	102	96	103	107	105			102	103	99		(1013)	(101)	10					27
28	102	99	110	99	106	96	94	106	103	104	105	105		1229	102						28
29	98	96	102	104	98	108	100	105	102	101	104	108		1226	102						29
30	103	102	98	103	88	110	108	98	105	102	106	104		1227	102						30
31	97	99	106	95	97	96	93	98	94	101	101	99		1176	98			DAYS		MEAN	31
*Sum	2395	2416	2437	2453	2418	2419	2413	2423	2446	2506	2522	2461		29309	2447•	COMPLETE		24	=	101.7	
*Mean	99.8	100.7	101.5	102.2	100.8	100.8	100.5	101.0	101.9	104.4	105.1	102.5	→	1221.2	→	COMPLETE		24	=	101.8	
	*FOR COMPLETE DAYS, B = 12; B = NO. OF BIHOURLY VALUES, 12 UNLESS INDICATED; • INDICATES COLUMN SUM														3058•	ALL		30	=	101.7	

TABLE 62 COSMIC-RAY BIHOURLY MEAN VALUES OF DEPARTURES FROM BALANCE, IN UNITS OF 0.1% OF THE TOTAL IONIZATION + 60
CORRECTED FOR BURSTS AND TO BAROMETRIC PRESSURE 510 MM HG, VALUES CENTERED AT INDICATED GMT HOURS

Day	1h	3h	5h	7h	9h	11h	13h	15h	17h	19h	21h	23h	Sum	Mean	B				Day
1	99	98	95	102	105	100	104	93	105	103	96	98	1198	100					1
2	95	99	97	102	94	94	109	104	92	94	98	102	1180	98					2
3	97	96	102	99	99	90	102	99	103	102	98	97	1184	99					3
4	101	96	100	95	97	93	95		102	97	103	96	(1075)	(98)	11				4
5	99	100	101	93	103	111	101	96	104	114	108	98	1228	102					5
6	89	95	106	102	104	107	105	97	107	102	108	96	1218	102					6
7	98	104	94	103	104	105	93	106					(807)	(101)	8				7
8																			8
9	102	97	103	92	101	99	92	90			99	91	(966)	(97)	10				9
10	86	88	86	91	104	94	106	92	89	95			(931)	(93)	10				10
11	97	86	99	93	89	94	93	94	100	97	98	102	1142	95					11
12	97	87	99	90	103	104	95	95	98	96	102	95	1161	97					12
13	97	88	92	95	95	83	90	98	97	91	94	103	1123	94					13
14	99	92	88	111	88	93	101	97	94	96	91	98	1148	96					14
15	88	95	96	91	92	96	83	95	85	87	87	94	1089	91					15
16	93	93	90	92	97	92	91	94	91	98	97	85	1113	93					16
17	89	96	100	94	92	96	91	94	99	97	98	92	1138	95					17
18	89	96	90	107	104	98	96				96	96	(872)	(97)	9				18
19	99	91	102	101	105	96	105	100	107	97	102	96	1201	100					19
20	89	93	96	91	96	96	102	106	109	96	96	101	1171	98					20
21	98	95	91	99	98	103	103						(687)	(98)	7				21
22			95	97	96	99			100	98	95	101	(781)	(98)	8				22
23	94	88	86	100	104	106	94	103	98	93	92	97	1155	96					23
24	94	96	103	99	90	102	83	88	90	96	97	96	1134	94					24
25	90	91	90	93	95	92	89	101	92	95	96	101	1125	94					25
26	95	85	98	82	101	92	88	87	100	94	92	94	1108	92					26
27	97	94	87	90	98	89	94	87	87	101	98	95	1117	93					27
28	92	93	94	107	104	94	89	97	97	100	95	95	1157	96					28
29																			29
30																			30
31																DAYS		MEAN	31
*Sum	1889	1856	1921	1927	1954	1927	1909	1925	1955	1949	1943	1935	23090	1925•	COMPLETE	20	=	96.2	
*Mean	94.4	92.9	96.0	96.4	97.7	96.4	95.4	96.2	97.8	97.4	97.2	96.8	→ 1154.6	→	COMPLETE	20	=	96.2	
	*FOR COMPLETE DAYS, B = 12; B = NO. OF BIHOURLY VALUES, 12 UNLESS INDICATED; • INDICATES COLUMN SUM													2609•	ALL	27	=	96.6	

TABLE 63 COSMIC-RAY BIHOURLY MEAN VALUES OF DEPARTURES FROM BALANCE, IN UNITS OF 0.1% OF THE TOTAL IONIZATION + 60
CORRECTED FOR BURSTS AND TO BAROMETRIC PRESSURE 510 MM HG, VALUES CENTERED AT INDICATED GMT HOURS

Day	1h	3h	5h	7h	9h	11h	13h	15h	17h	19h	21h	23h		Sum	Mean	B					Day
1	92	88	109	92	93	86	98	91	93	94	99	95		1130	94						1
2	89	92	95	99	97	93	99	95	94	95	94	85		1127	94						2
3	87	88	85	95	100	95	96	90	83	99	93	91		1102	92						3
4	90	85	88	95	90	93	93	98	99	100	96	84		1111	93						4
5	96	94	97	91	100	107	92	95	96	94	93	92		1147	96						5
6	93	86	93	96	101	93	94	92	85	95	94	93		1115	93						6
7	90	91	99	96	103	101	89	99	97	88	96	95		1144	95						7
8	87	83	96	97	93	87	84	93	94	96	82	87		1079	90						8
9																					9
10																					10
11	88	97	90	91	94	101	98	103	101	94	99	97		1153	96						11
12	92	84	97	92	86	98	91	102	98	102	108	93		1143	95						12
13	94	91	90	89	87	85	87	89	91	103	95	94		1095	91						13
14	87	96	88	89	94	96	94	97	96	86	98	92		1113	93						14
15	97	89	101	90	94	95	93	94	93	101	98	95		1140	95						15
16	95	96	96	93	88	92	95	99	96	92	93	100		1135	95						16
17	97	91	85	97	86	99	96	99	95	103	105	95		1148	96						17
18	93	98	92	97	98	98	92	96	100	99	104	97		1164	97						18
19	95	91	99	88	95	100	94	106	90	93	98	105		1154	96						19
20	97	96	100	104	105	98	98	94	95	92	97	101		1177	98						20
21	104	88	94	104	103	93	99	95	93	94	99	90		1156	96						21
22	89	86	93	87	97	92	95	89	95	97	98	94		1112	93						22
23	91	92	99	103	99	94	102	101	106	98	97	96		1178	98						23
24	95	93	88	106	98	88	97	94	105	104	108	93		1169	97						24
25	97	91	100	99	101	89	89	89	104	94	95	93		1141	95						25
26	86	92	94	105	94	103	93	94	98	106	104	96		1165	97						26
27	98	94	105	98	91	98	92	97	108	110	103	108		1202	100						27
28	108	100	100	102	102	96	100	103	100	87	99	97		1194	100						28
29	93	98	90	100	100	103	100	91	99	89	114	98		1175	98						29
30	98	99	99	96	97	107	89	89	96	94	93	102		1159	97						30
31	97	93	92	96	99	99	92	99	96	111	95	98		1167	97		DAYS		MEAN		31
Sum*	2715	2662	2754	2787	2785	2779	2731	2773	2796	2810	2847	2756		33195	2769•	COMPLETE	29	=	95.4		
Mean*	93.6	91.8	95.0	96.1	96.0	95.8	94.2	95.6	96.4	96.9	98.2	95.0	→	1144.6	→	COMPLETE	29	=	95.4		
	*FOR COMPLETE DAYS, B = 12; B = NO. OF BIHOURLY VALUES, 12 UNLESS INDICATED; • INDICATES COLUMN SUM														•	ALL		=			

TABLE 64 COSMIC-RAY BIHOURLY MEAN VALUES OF DEPARTURES FROM BALANCE, IN UNITS OF 0.1% OF THE TOTAL IONIZATION + 60
CORRECTED FOR BURSTS AND TO BAROMETRIC PRESSURE 510 MM HG, VALUES CENTERED AT INDICATED GMT HOURS

Day	1h	3h	5h	7h	9h	11h	13h	15h	17h	19h	21h	23h		Sum	Mean	B					Day
1	98	103	95	92	100	88	98	99	92	104	110	103		1182	98						1
2	105	121	123	121	121	117	115	117	99	96	89	102		1326	110						2
3	90	87	93	94	88	103	101	91	90	84	97			(1018)	(93)	11					3
4		88	99	95	99	90	88	94	96	86	97	101		(1023)	(93)	11					4
5	96	91	95	96	88	99	100	103	104	88	97	107		1164	97						5
6	93	94	97	107	92	95	94	92	90	98	102	93		1147	96						6
7	99	97	103	98	110	100	95	97	102	96	97	96		1190	99						7
8	92	96	96	99	100	99	95	103	95	100	96	93		1164	97						8
9	97	100	91	94	102	104	96	93	98	103	95	99		1172	98						9
10	92	99	97	94	103	90	93	89	98	91	104	100		1150	96						10
11	97	101	106	97	103	99	95	95	93	101	92	89		1168	97						11
12	99	96	90	105	89	98	95	88	97	96	99	97		1149	96						12
13	91	88	100	94	95	102	95	95	94	100	100	92		1146	96						13
14	92	95	99	102	95	91	102	107	95	102	99	96		1175	98						14
15	99	91	94	93	90	100	96	98	100	98	97	95		1151	96						15
16	90	100	98	100	94	97	98	94	99	97	104	101		1172	98						16
17	99	101	93	100	94	104	102	101	107	112	99	94		1206	100						17
18	88	95	100	103	109	101	99	97	97	97	88	89		1163	97						18
19	89	93	94	98	91	100	100	90	93	97	100	98		1143	95						19
20	91	101	87	97	100	94	90	98	94	105	87	103		1147	96						20
21	100	93	93	99	103	93	88	101	95	85	88	89		1127	94						21
22	93	93	90	91	99	99	90	101	98	105	92	90		1141	95						22
23	95	89	83	94	98	87	86	94	100	100	94	96		1116	93						23
24	85	79	95	89	88	98	80	90	101	82	95	102		1084	90						24
25	90	85	88	83	96	98	88	96	86	90	100	99		1099	92						25
26	89	91	91	83	95	92	89				97	99		(826)	(92)	9					26
27	94	92	86	93	95	92	92	81	98	91	97	91		1102	92						27
28	81	98	88	97	93	85	104	96	96	91	106	97		1132	94						28
29	98	95	93	89	96	96	93	96	90	94	86	92		1118	93						29
30	96	87	83	100	93	85	79	92	89	92	88	93		1077	90						30
31																		DAYS		MEAN	31
*Sum	2539	2573	2557	2625	2637	2611	2558	2603	2600	2611	2601	2596		31111	2593•	COMPLETE		27	=	96.0	
*Mean	94.0	95.3	94.7	97.2	97.7	96.7	94.7	96.4	96.3	96.7	96.3	96.1	→	1152.1	→	COMPLETE		27	=	96.0	
	*FOR COMPLETE DAYS, B = 12; B = NO. OF BIHOURLY VALUES, 12 UNLESS INDICATED; • INDICATES COLUMN SUM														2871•	ALL		30	=	95.7	

TABLE 65 COSMIC-RAY BIHOURLY MEAN VALUES OF DEPARTURES FROM BALANCE, IN UNITS OF 0.1% OF THE TOTAL IONIZATION + 60 CORRECTED FOR BURSTS AND TO BAROMETRIC PRESSURE 510 MM HG, VALUES CENTERED AT INDICATED GMT HOURS

Day	1h	3h	5h	7h	9h	11h	13h	15h	17h	19h	21h	23h		Sum	Mean	B					Day
1	97	93	84	89	102	88	79	89	89	94	94	96		1094	91						1
2	85	89	87	95	96	88	88	90	90	100	96	98		1102	92						2
3	98	93	94	104	83	86	94	87	101	99	91	87		1117	93						3
4	91	96	91	96	92	97	93	90	94	97	87	96		1120	93						4
5	91	97	100	95	93	97	89	94	90	93	97	85		1121	93						5
6	95	92	94	95	91	95	83	87	93	101	111	82		1119	93						6
7	100	89	97	94	88	86	93	90	94	94	92	105		1122	94						7
8	91	83	82	94	89	93	88	91	90	94	95	94		1084	90						8
9	90	96	92	84	93	86	79	92	88	98	91	92		1081	90						9
10	85	94	83	90	90	90	95	97	95	99	90	86		1094	91						10
11	81	88	93	90	91	92	87	90	101	90	94	92		1089	91						11
12	91	83	94	94	94	92	95	92	96	89	92	97		1109	92						12
13	96	85	93	86	90	94	85			96	98	98		(921)	(92)	10					13
14	83	88	88	94	101	93	86	106	94	100	96	98		1127	94						14
15	90	89	91	98	84	90	92	86	95	98	104	96		1113	93						15
16	89	88	89	82	94	87	96	95	95	94	92	98		1099	92						16
17	79	78	87	95	88	83	85	82	86	110	89	84		1046	87						17
18	83	81	79	84	78	84	91	96	95	88	90	88		1037	86						18
19	92	87	98	99	87	91	100	101	100	95	91	92		1133	94						19
20	84	91	87	96	86	96	93	98	94	98	97	84		1104	92						20
21	95	91	96	89	92	98	89	91	98	96	88	82		1105	92						21
22	84	90	93	94	92	85	87	98	84	87	90			(984)	(89)	11					22
23	90	85	80	89	89	88	83	93	89	88	99	93		1066	89						23
24	84	79	85	84	87	94	92	88	94	92	94	87		1060	88						24
25	98	83	86	91	93	82	90	88	91	91	91	94		1078	90						25
26	93	88	91	93	90	79	91	99	94	97	96	91		1102	92						26
27	90	85	82	83	92	84	84	90	96	95	95	94		1070	89						27
28	85	85	84	93	92	89	88	92	93	99	94	84		1078	90						28
29	86	84	93	90	88	93	74	94	92	90	86	84		1054	88						29
30	85	78	84	88	91	82	89	80	81	89	94	87		1028	86						30
31	95	78	86	84	89	83	85	83	92	84	92	91		1042	87			DAYS		MEAN	31
*Sum	2596	2531	2577	2652	2623	2586	2571	2651	2700	2752	2718	2637		31594	2632	COMPLETE		29	=	90.8	
*Mean	89.5	87.3	88.9	91.4	90.4	89.2	88.7	91.4	93.1	94.9	93.7	90.9	→	1089.4	→	COMPLETE		29	=	90.8	
	*FOR COMPLETE DAYS, B = 12; B = NO. OF BIHOURLY VALUES, 12 UNLESS INDICATED; ● INDICATES COLUMN SUM														2813	ALL		31	=	90.7	

TABLE 66 COSMIC-RAY BIHOURLY MEAN VALUES OF DEPARTURES FROM BALANCE, IN UNITS OF 0.1% OF THE TOTAL IONIZATION +60
CORRECTED FOR BURSTS AND TO BAROMETRIC PRESSURE 510 MM HG, VALUES CENTERED AT INDICATED GMT HOURS

Day	1h	3h	5h	7h	9h	11h	13h	15h	17h	19h	21h	23h		Sum	Mean	B				Day
1	82	83	74	85	86	83	88	83	100	90	87	86		1027	86					1
2	90	96	87	78	75	83	82	95	84	95	90	87		1042	87					2
3	81	82	93	89	85	89	88	98	94	92	88	89		1068	89					3
4	78	86	85	82	86	85	82	78	87	91	93	97		1030	86					4
5	85	86	84	81	91	88	78	79	91	83	93	91		1030	86					5
6	82	83	85	75	89	91	79	80	79	92	87	97		1019	85					6
7	86	84	84	81	88	78	90	78	86	84	98	83		1020	85					7
8	91	84	84	84	70	71	74	74	83	87	94	86		982	82					8
9	86	92	70	77	73	81	69	87						(635)	(79)	8				9
10	86	76	78	87	85	74	80	77	85	90	93	86		997	83					10
11	81	78	84	78	80	84	77	92	91	84	94	86		1009	84					11
12	91	87	80	92	88	75	94	82	82	90	82	85		1028	86					12
13	84	89	78	79	88	83	87	83	80	87	98	83		1019	85					13
14	88	83	80	80	83	78	88	86	90	89	86	84		1015	85					14
15	89	85	83	85	83	85	89	88	90	94	99	91		1061	88					15
16	75	69	66	74	76	81	76	86						(603)	(75)	8				16
17		83	72	83	79	96	74	92	71	77	85			(812)	(81)	10				17
18	75	74	77	81	72	80	80	81	86	93	80	79		958	80					18
19	68	79	85	96	87	82	84	90	88	86	85	74		1004	84					19
20	83	80	79	80	92	85	93	93	82	87	87	80		1021	85					20
21	78	78	80	81	87	75	78	84	83	85	77	83		969	81					21
22	79	80	84	80	89	85	84	76	83	85	81	87		993	83					22
23	75	85	71	87	89	85	90	81	90	96	85	91		1025	85					23
24	81	96	87	88	91	92	83	80	88	85	90	85		1046	87					24
25	84	88	90	89	93	91	94		101	93	81	86		(990)	(90)	11				25
26	76	79	81	86	78	79	78	92	91	81	81	81		983	82					26
27	78	69	80	80	80	75	79	87	86	83	85	77		959	80					27
28	78	76	88	81	78	82	73	85	85	92	77	83		978	82					28
29	79	86	80	91	81	89	84	90	90	91	85	80		1026	86					29
30	82	80												(162)	(81)	2				30
31																		DAYS	MEAN	31
Sum*	2044	2064	2051	2087	2101	2056	2082	2112	2174	2212	2195	2131		25309	2112	COMPLETE		25	= 84.5	
Mean*	81.8	82.6	82.0	83.5	84.0	82.2	83.3	84.5	87.0	88.5	87.8	85.2	→	1012.4	→	COMPLETE		25	= 84.4	
	*FOR COMPLETE DAYS, B = 12; B = NO. OF BIHOURLY VALUES, 12 UNLESS INDICATED; • INDICATES COLUMN SUM														2518	ALL		30	= 83.9	

TABLE 67 COSMIC-RAY BIHOURLY MEAN VALUES OF DEPARTURES FROM BALANCE, IN UNITS OF 0.1% OF THE TOTAL IONIZATION + 60 CORRECTED FOR BURSTS AND TO BAROMETRIC PRESSURE 510 MM HG, VALUES CENTERED AT INDICATED GMT HOURS

Day	1h	3h	5h	7h	9h	11h	13h	15h	17h	19h	21h	23h		Sum	Mean	B					Day
1	91	78	87	84	82	74	83	80	85	103	87	87		1021	85						1
2	76	82	76	78	80	80	73	91	83	82	86	88		975	81						2
3	88	80	85	82	83	74	86	80	87	86	88	89		1008	84						3
4	85	87	91	81	83	76	84	90	96	78	89	85		1025	85						4
5	83	78	72	92	78	91	75	83	87	82	92	80		993	83						5
6	89	76	71	80	85	83	79	83	86	94	89	83		998	83						6
7	81	88	83	92	88	93	88	82	87	86	94	81		1043	87						7
8	84	80	86	92	92	97	75	86	94	86	86	85		1043	87						8
9	92	80	87	88	96	87	87	92	88	86	95	92		1070	89						9
10	88	83	93	87	87	92	79	75	90	91	89	88		1042	87						10
11	84	91	79	82	91	88	91	87	89	86	84	93		1045	87						11
12	86	79	78	80	91	85	85	82	82	96	91	82		1017	85						12
13	84	86	86	80	83	85	82	83	87	89	85	82		1012	84						13
14	79	73	79	84	92	86	93	82	84	78	86	84		1000	83						14
15	86	88	89	91	87	83	96	85	85	83	91	79		1043	87						15
16	85	95	80	88	90	88	90	94	88	87	89	82		1056	88						16
17	86	93	94	90	82	87	91	90	91	83	87	82		1056	88						17
18	83	78	92	91	83	88	88	86	88	90	88	81		1036	86						18
19	88	80	83	94	81	86	89	92	94	88	77	86		1038	86						19
20	84	84	87	81	88	89	85	81	92	81	89	92		1033	86						20
21	87	72	83	79	91	84	86	88	91	97	94	89		1041	87						21
22	81	83	77	74	85	78	80	82	84	83	87	84		978	82						22
23	81	79	86	82	88	87	87	93	102	87	85	86		1043	87						23
24	80	80	78	85	78	87	84	92	84	88	90	85		1011	84						24
25				90	85		80	93	85	80	78	84		(675)	(84)	8					25
26	79	82	84	89	83	95	84	95	90	93	82	87		1043	87						26
27	85	90	87	84	78	78	84	82	79	94	88	84		1013	84						27
28	95	94	83	93	76	84	83	80	82	84	83	88		1025	85						28
29	78	91	72	86	85	72	77	80	86	95	85	95		1002	84						29
30	88	81	79	72	82	89	90	81	86	94	92	86		1020	85						30
31	79	78	82	83	81	85	83	82	90	80	80	84		987	82			DAYS		MEAN	31
*Sum	2535	2489	2489	2544	2549	2551	2537	2559	2637	2630	2628	2569		30717	2558•	COMPLETE		30	=	85.3	
*Mean	84.5	83.0	83.0	84.8	85.0	85.0	84.6	85.3	87.9	87.7	87.6	85.6	→	1024.0	→	COMPLETE		30	=	85.2	
	*FOR COMPLETE DAYS, B = 12; B = NO. OF BIHOURLY VALUES, 12 UNLESS INDICATED; • INDICATES COLUMN SUM														2642	ALL		31	=	85.2	

TABLE 68 COSMIC-RAY BIHOURLY MEAN VALUES OF DEPARTURES FROM BALANCE, IN UNITS OF 0.1% OF THE TOTAL IONIZATION + 60
CORRECTED FOR BURSTS AND TO BAROMETRIC PRESSURE 510 MM HG, VALUES CENTERED AT INDICATED GMT HOURS

Day	1h	3h	5h	7h	9h	11h	13h	15h	17h	19h	21h	23h		Sum	Mean	B					Day
1	85	85	82	72	91	83	84	82	76	83	85	90		998	83						1
2	80	72	80	73	86	87	85	76	88	85	87	84		983	82						2
3	82	93	83	86	76	86	83	77	96	95	90	77		1024	85						3
4	80	88	90	80	81	76	87	89	90	79	86	95		1021	85						4
5	84	75	79	94	85	94	87	84	90	94	96	89		1051	88						5
6	86	87	88	82	80	94	80	85	82	91	85	82		1022	85						6
7	85	79	93	93	83	86	83	80	92	88	92	91		1045	87						7
8	79	88	81	86	86	89	92	91	97	88	94	86		1057	88						8
9	93	81	86	90	84	87	81	81	82	96	90	98		1049	87						9
10	88	84	83	88	87	80	90	84	86	86	85	88		1029	86						10
11	88	74	79	101	90	94	95	87	90	88	86	79		1051	88						11
12	89	87	84	80	88	90	86	77	80	85	86	93		1025	85						12
13	80	82	81	80	83	88	89	90	89	89	84	97		1032	86						13
14	88	79	81	80	83	91	90	86	97	87	84	91		1037	86						14
15	81	88	85	86	96	90	85	87	86	94	89	83		1050	88						15
16	83	85	79	88	87	80	79	82	92	83	83	82		1003	84						16
17	71	72	80	76	86	88	83	80	79	86	88	80		969	81						17
18	78	83	82	84	87	95	85			92	88	87		(861)	(86)	10					18
19	76	80	90	77	87	84	85	82	89	90	83	83		996	83						19
20	83	79	79	81	69	79	90	90	84	89	87	82		992	83						20
21	84	81	78	86	80	83	83	86	86	86	80	78		991	83						21
22	66	67	71	79	82	83	81	74	87	85	87	71		933	78						22
23	81	86	80	80	84	87	76	81	78	81	91	86		991	83						23
24	87	82	83	74	87	81	85	89	78	86	84	75		991	83						24
25	85	76	82	78	87	80	78	80	78	87	83	77		971	81						25
26	84	78	75	79	86	72	84	82	81	77	84	87		969	81						26
27	80	82	77	76	79	79	85	72	88	81	86	84		969	81						27
28	81	76	73	84	84	75	76	80	78	86	76	79		948	79						28
29	74	72	77	84	82	83	78	82	77	75	82	75		941	78						29
30	84	71	59	78	88	86	87	76				78		(707)	(79)	9					30
31	84	77	84	81	85	74	82	81	78	87	80	77		970	81			DAYS		MEAN	31
Sum*	2387	2335	2353	2394	2444	2443	2442	2397	2474	2507	2493	2439		29108	2428•	COMPLETE		29	=	83.7	
Mean*	82.3	80.5	81.1	82.6	84.3	84.2	84.2	82.7	85.3	86.4	86.0	84.1	→	1003.7	→	COMPLETE		29	=	83.6	
	*FOR COMPLETE DAYS, B = 12; B = NO. OF BIHOURLY VALUES, 12 UNLESS INDICATED; • INDICATES COLUMN SUM														2593	ALL		31	=	83.6	

TABLE 69 COSMIC-RAY BIHOURLY MEAN VALUES OF DEPARTURES FROM BALANCE, IN UNITS OF 0.1% OF THE TOTAL IONIZATION + 60 CORRECTED FOR BURSTS AND TO BAROMETRIC PRESSURE 510 MM HG, VALUES CENTERED AT INDICATED GMT HOURS

Day	1h	3h	5h	7h	9h	11h	13h	15h	17h	19h	21h	23h	Sum	Mean	B				Day
1	78	83	82	81	86	87	82	76	86	89	85	77	992	83					1
2	83	82	78	86	88	85	86	84	81	87	88	80	1008	84					2
3	76	84	79	88	88	82	82	82	83	83	81	91	999	83					3
4	79	80	83	84	85	76	82	83	88	84	82	66	972	81					4
5	74	83	91	85	82	86	71	84	79	76	73	83	967	81					5
6	76	82	80	79	82	85	95	82	79	91	89	90	1010	84					6
7	80	81	82	82	84	84	75	84	90	78	88	85	993	83					7
8	79	85	80										(244)	(81)	3				8
9	74	78	79	84	88	82	76	72	79	88	81	88	969	81					9
10	84	81	81	81	83	81	86	88	79	84	79	87	994	83					10
11	84	88	87	79	81	86	86	79	81	75	87	91	1004	84					11
12	79	82	87	89	83	79	85	94	90	88	99	82	1037	86					12
13	87	83	76	78	78	88	76	79	88	81	73	88	975	81					13
14	76	85	84	78	88	70	84	79	88	89	81	76	978	82					14
15	76	86	91	82	76	86	90	82	86	80	90	95	1020	85					15
16	85	78	78	79	81	88	88	88	77	88	79	81	990	82					16
17				85	74	83	84	89	66	82	82	78	(723)	(80)	9				17
18	82	76	82	74	77	83	83	80	81	85	82	81	966	80					18
19	77	79	77	72	86	75	77	73	73	86	86	81	942	78					19
20	83	73	77	88	81	82	73	84	82	80	78	78	959	80					20
21	67	83	86	83	83	78	75	82	84	90	77	79	967	81					21
22	71	83	85	78	86	79	70	76	81	77	76	75	937	78					22
23	68	80	73	77	78	91	72	86	85	84	87		(881)	(80)	11				23
24			72	77	93	80	71			84	75	83	(635)	(79)	8				24
25	72	84	82	80	79	73	76	76	83	74	81	81	941	78					25
26	81	83	79	78	87	83	81	84	83	82	81	76	978	82					26
27	79	73	75	77	77	70	74	74	80	80	70	76	905	75					27
28	73	80	70	77	84	81	85	80	84	86	88	72	960	80					28
29	69	72	79	82	82	81	75	84	76	81	75	77	933	78					29
30	74	76	84	79	87	87	78	87	72	74	82	82	962	80					30
31																	DAYS		MEAN 31
Sum*	2019	2098	2114	2103	2162	2117	2091	2116	2133	2156	2131	2118	25358	2113	COMPLETE		26	=	81.3
Mean*	77.7	80.7	81.3	80.9	83.2	81.4	80.4	81.4	82.0	82.9	82.0	81.5	→ 975.4	→	COMPLETE		26	=	81.3
	*FOR COMPLETE DAYS, B = 12; B = NO. OF BIHOURLY VALUES, 12 UNLESS INDICATED; • INDICATES COLUMN SUM													2433	ALL		30	=	81.1

TABLE 70 COSMIC-RAY BIHOURLY MEAN VALUES OF DEPARTURES FROM BALANCE, IN UNITS OF 0.1% OF THE TOTAL IONIZATION + 60
CORRECTED FOR BURSTS AND TO BAROMETRIC PRESSURE 510 MM HG, VALUES CENTERED AT INDICATED GMT HOURS

Day	1h	3h	5h	7h	9h	11h	13h	15h	17h	19h	21h	23h	Sum	Mean	B				Day
1	76	81	81	82	91	84	80	84					(659)	(82)	8				1
2		84	84	78	78	73	74	78	86	79	78	81	(873)	(79)	11				2
3	83	84	75	80	84	87	76	84	88	83	73	83	980	82					3
4	75	84	77	85	84	75	80	93	82	81	90	83	989	82					4
5	68	77	74	85	79	85	75	81	92			82	(798)	(80)	10				5
6	70	74	74	82	78	76	82	74	72	75	80	73	910	76					6
7	80	81	78	84	77	72	86	83	81	88	74	74	958	80					7
8	76	80	76	80	83	71	80	75	77	87	93	82	960	80					8
9	77	82	88	86	81	80	90	76	68	77	66	76	947	79					9
10																			10
11	71	77	79	87	90	88	72	78	82	86	82	78	970	81					11
12	73	82	77	84	86								(402)	(80)	5				12
13								79	79	91	82	82	(413)	(83)	5				13
14	72	70	86	75	86	86	80	70	85	72	76	82	940	78					14
15	76	74	71	79	71	80	71	85	81	83	91	73	935	78					15
16	82	83	71	72	85	80	81	87	77	90	86	75	969	81					16
17	86	76	79	74	80	81	88	78	84	86	91	88	991	83					17
18	75	81	83	76	84	92	83	86	72	89	82	77	980	82					18
19	88	77	83	81	78	82	81	81	79	81	85	69	965	80					19
20	82	77	75	88	82	79	76	70	79	73	78	88	947	79					20
21	81	78	86	78	88	83	95	87	80	86	87	84	1013	84					21
22	77	86	85	80	89	85	87	72	86	86	80	67	980	82					22
23	70	75	79	77	89	81	69	79	82	84	80	77	942	78					23
24	72	77	86	85	78	80	74	83	77	78	93	93	976	81					24
25	76	76	92	79	87	87	80	84	91	85	84	83	1004	84					25
26	89	72	87	76	74	84	79	76	77	80	78	88	960	80					26
27	86	78	84	85	88	73	76	86	78	87	87	73	981	82					27
28	74	83	81	85	77	85	85	73	88	78	83	76	968	81					28
29	76	82	82	82	83	86	76	80	87	85	82	79	980	82					29
30	72	76	80	84	83	83	81	77	83	81	80	89	969	81					30
31	87	79	84	85	84	73	82	79	85	89	76	81	984	82		DAYS		MEAN	31
Sum*	1953	1962	2021	2025	2063	2029	2010	1996	2021	2070	2057	1991	24198	2018	COMPLETE	25	=	80.7	
Mean*	78.1	78.5	80.8	81.0	82.5	81.2	80.4	79.8	80.8	82.8	82.3	79.6	→ 967.8	→	COMPLETE	25	=	80.6	
	*FOR COMPLETE DAYS, B = 12; B = NO. OF BIHOURLY VALUES, 12 UNLESS INDICATED; • INDICATES COLUMN SUM													2422	ALL	30	=	80.7	

TABLE 71 COSMIC-RAY BIHOURLY MEAN VALUES OF DEPARTURES FROM BALANCE, IN UNITS OF 0.1% OF THE TOTAL IONIZATION + 60
CORRECTED FOR BURSTS AND TO BAROMETRIC PRESSURE 510 MM HG, VALUES CENTERED AT INDICATED GMT HOURS

Day	1h	3h	5h	7h	9h	11h	13h	15h	17h	19h	21h	23h		Sum	Mean	B					Day
1	73	81	87	94	87	79	88	79	89	79	84	92		1012	84						1
2	78	87	75	84	75	90	81	80	82	82	79	77		970	81						2
3	79	82	91	95	82	78	81	77	83	84	90	90		1012	84						3
4	92	86	81	86	97	94	95	84	74	84	80	79		1032	86						4
5	85	82	89	85	91	92	83	92	84	80	80	90		1033	86						5
6	79	79	92	89	91	92	80	82	81	85	88	86		1024	85						6
7	79	79	89	85	73	78	82	90	87	77	97	76		992	83						7
8	77	75	85	78	77	82	86	84	72	90	87	78		971	81						8
9	78	79	90	84	86	83	80	91	80	77	83	75		986	82						9
10	82	86	75	81	80	91	79	73	80	85	83	85		980	82						10
11	85	88	77	87	85	79	86	86	84	91	91	75		1014	84						11
12	85	73	89	87	91	81	85	94	84	85	84	85		1023	85						12
13	84	79	83	82	90	84	82	78	89	78	80	82		991	83						13
14	78	72	84	76	92	87	88	82	83	76	86	81		985	82						14
15	86	82	88	84	88	91	82	82	80	90	78	87		1018	85						15
16	82	83	80	83	85	85	80	86	81	97	83	78		1003	84						16
17	90	75	82	84	93	81	84	80	82	88	94	85		1018	85						17
18	88	86	84	96	84	80	85	78	77	88	80	84		1010	84						18
19	90	81	82	90	84	84	88	84	92	88	84	80		1027	86						19
20	85	79	82	83	84	80	86	86	91	92	92	91		1031	86						20
21	80	84	87	86	93	75	95	89	92	93	90	91		1058	88						21
22	81	79	79	85	90	78	85	88	89	96	90	77		1017	85						22
23	80	74	87	88	85	79	87	85	83	82	88	91		1009	84						23
24	83	81	83	74	87	92	93	94	79			84		(850)	(85)	10					24
25	83	82	89	94	85	86	87	85	90	89	93	76		1039	87						25
26	82	91	83	80	98	81	86	81	94	89	96	80		1041	87						26
27	82	82	82	85	86	84	82	77	83	81	84	85		993	83						27
28	80	87	82	80	79	82	87	83	85	84	92	85		1006	84						28
29	82	87	80	82	83	85	80	93	80	95	85	83		1015	85						29
30	87	87	85	78	83	84	91	75	85	84	81	79		999	83						30
31																	DAYS		MEAN		31
Sum*	2392	2367	2439	2471	2497	2425	2464	2424	2436	2489	2502	2403		29309	2448	COMPLETE	29	=	84.3		
Mean*	82.5	81.6	84.1	85.2	86.1	83.6	85.0	83.6	84.0	85.8	86.3	82.9	→	1010.7	→	COMPLETE	29	=	84.2		
	*FOR COMPLETE DAYS, B = 12; B = NO. OF BIHOURLY VALUES, 12 UNLESS INDICATED; • INDICATES COLUMN SUM														2529	ALL	30	=	84.3		

TABLE 72 COSMIC-RAY BIHOURLY MEAN VALUES OF DEPARTURES FROM BALANCE, IN UNITS OF 0.1% OF THE TOTAL IONIZATION + 60
CORRECTED FOR BURSTS AND TO BAROMETRIC PRESSURE 510 MM HG, VALUES CENTERED AT INDICATED GMT HOURS

Day	1h	3h	5h	7h	9h	11h	13h	15h	17h	19h	21h	23h		Sum	Mean	B				Day
1	82	86	89	80	76	76	79	85	96			85		(834)	(83)	10				1
2	80	82	73	80	88	76	76	76	78	65	79	81		934	78					2
3	73	77	84	73	89	74	85	80	73	89	76	74		944	79					3
4	78	74	76	80	90	88	72	78	86	84	79	77		962	80					4
5	72	82	71	86	84	78	82	72	76	84	79	80		946	79					5
6	73	80	74	85	75	87	83	88	83	80	78	80		966	80					6
7	92	75	74	81	82	79	72	86	87	84	82	80		974	81					7
8	81	72	74	85	77	79	79	77	81	84	75	89		953	79					8
9	77	77	77	80	77	73	84	76	82	76	90	87		956	80					9
10	90	86	80	93	90	72	82	84	82	80	88	85		1012	84					10
11	81	81	74	83	82	84	83	82	81	72	84	76		963	80					11
12	70	77	77	83	86	87	78	81	77	76	79	77		948	79					12
13	88	79	75	85	77	84	78	77	85	85	82	89		984	82					13
14	79	82	80	81	82	80	78	91	79	77	85	76		970	81					14
15	69	73	83	79	78	86	86	89	84	84	84	77		972	81					15
16	77	73	84	82	85	89	84	80	78	81	81	79		973	81					16
17	86	79	77	80	76	82	79	81	79	75	86	85		965	80					17
18	76	76	87	81	71	75	75	84	83	85	78	83		954	80					18
19	76	75	82	88	81	88	84	76	82	86	82	82		982	82					19
20	73	75	87	86	81	83	76	85	79	85	78	91		979	82					20
21	80	82	83	85	81	76	74	78	80	78	82	82		961	80					21
22	72	68	84	71	79	72	84	77	79	82	84	80		932	78					22
23	81	74	81	78	75	79	82	82	88	79	78	74		951	79					23
24	82	79	77	89	73	81	69	69	86	76	95	88		964	80					24
25	89	82	74	90	78	72	83	72	84	76	84	85		969	81					25
26	86	79	76	87	73	86	78	83	77	78	93	86		982	82					26
27	75	85	82	76	77	75	76	66	74	74	86	90		936	78					27
28	77	75	71	86	73	83	77	72	88	75	77	79		933	78					28
29	69	73	73	77	75	84	76	82	71	83	84	72		919	77					29
30	82	68	80	76	90	81	79	74	82	85	81	87		965	80					30
31	67	73	72	84	81	72	71			77	78	80		(755)	(76)	10	DAYS		MEAN	31
Sum*	2284	2240	2270	2386	2325	2333	2294	2298	2344	2318	2389	2371		21852	232•	COMPLETE	29	=	80.0	
Mean*	78.8	77.2	78.3	82.3	80.2	80.4	79.1	79.2	80.8	79.9	82.4	81.8	→	960.4	→	COMPLETE	29	=	80.0	
	*FOR COMPLETE DAYS, B = 12; B = NO. OF BIHOURLY VALUES, 12 UNLESS INDICATED; • INDICATES COLUMN SUM														2480•	ALL	31	=	80.0	

TABLE 73 COSMIC-RAY BIHOURLY MEAN VALUES OF DEPARTURES FROM BALANCE, IN UNITS OF 0.1% OF THE TOTAL IONIZATION +60
CORRECTED FOR BURSTS AND TO BAROMETRIC PRESSURE 510 MM HG, VALUES CENTERED AT INDICATED GMT HOURS

Day	1h	3h	5h	7h	9h	11h	13h	15h	17h	19h	21h	23h		Sum	Mean	B				Day
1	78	80	79	80	73	69	74	66	74	75	89	75		912	76					1
2	75	69	66	72	66	59	69	80	74	81	81	70		862	72					2
3	71	69	70	70	65	64	62	71	74	68	83	73		840	70					3
4	76	63	69	71	68	67	77	70	71	76	69	78		855	71					4
5	75	74	66	60	71	69	80	74	76	79	79	72		875	73					5
6	76	61	65	74	72	85	83	69	72	80	82	81		900	75					6
7	74	61	81	73	71	79	75	80	77	82	67	73		893	74					7
8	70	70	72	74	67	78	71	75	82	69	82	82		892	74					8
9	71	85	81	72	70	68	75	61	78	85	78	67		891	74					9
10	69	62	71	74	81	74	63	77	82	79	69	74		875	73					10
11	81	65	76	68	75	78	79	75	88	81	78	78		922	77					11
12	78	74	73	79	80	73	72	77	78	78	80	76		918	76					12
13	73	75	77	78	81	69	81	77	76	82	84	73		926	77					13
14	84	78	70	87	82	82	76	75	74	80	84	81		953	79					14
15	68	75	78	74	78	77	74	79	76	80	76	73		908	76					15
16	79	76	72	77	79	67	73	68	73	78	80	83		905	75					16
17	65	80	64	73	86	84	90	76	79					(697)	(77)	9				17
18	71	82	74	77	78	77	69	76	72	78	82	68		904	75					18
19	74	67	81	73	72	70	75	79	76	74	77	89		907	76					19
20	71	61	73	82	80	82	69	58	80	74	62	63		855	71					20
21	72	59	65	74	68	64	68	66	65	66	73	74		814	68					21
22	71	69	60	78	72	72	74	77	70	69	81	73		866	72					22
23	69	59	74	71	71	67	63	62	77	68	69	61		811	68					23
24	71	63	54	73	68	61	69	75	59	72	77	69		811	68					24
25	69	64	67	72	65	63	73	72	60	65	64	63		797	66					25
26	63	55	60	69	71	63	70	65	65	70	72	61		784	65					26
27	68	60	54	68	59	64	67	72	78	71	69	61		791	66					27
28	68	55	66	73	66	71	79	66	75	72	67	65		823	69					28
29	62	58	59	62	63	61	57	65	72	67	68	69		763	64					29
30	49	52	57	68	70	71	67	68	72					(574)	(64)	9				30
31							67			63	76	70		(276)	(69)	4	DAYS		MEAN	31
Sum*	2027	1889	1953	2055	2012	1973	2017	2007	2074	2099	2122	2025		24253	2028	COMPLETE	28	=	72.1	
Mean*	72.4	67.5	69.8	73.4	71.9	70.5	72.0	71.7	74.1	75.0	75.8	72.3	→	866.4	→	COMPLETE	28	=	72.2	
	*FOR COMPLETE DAYS, B = 12: B = NO. OF BIHOURLY VALUES, 12 UNLESS INDICATED; • INDICATES COLUMN SUM														2238	ALL	31	=	71.9	

TABLE 74 COSMIC-RAY BIHOURLY MEAN VALUES OF DEPARTURES FROM BALANCE, IN UNITS OF 0.1% OF THE TOTAL IONIZATION + 60
CORRECTED FOR BURSTS AND TO BAROMETRIC PRESSURE 510 MM HG, VALUES CENTERED AT INDICATED GMT HOURS

Day	1h	3h	5h	7h	9h	11h	13h	15h	17h	19h	21h	23h		Sum	Mean	B				Day
1	74	69	61	73	72	73	70	68	73	65	70	59		827	69					1
2	73	67	72	70	64	67	77	76	74	72	62	60		834	70					2
3	72	71	71	79	75	79	76	81	68	71	73	67		883	74					3
4	74	74	65	80	75	78	74	69	73	75	68	67		872	73					4
5	65	71	68	71	67	72	67	68	63	78	71	75		836	70					5
6	65	78	76	74	64	71	73	76	68	64	75	68		852	71					6
7	65	74	70	69	75	82	74	86	69	75	83	82		904	75					7
8	75	84	77	77	77	76	75	82	77	84	73	76		933	78					8
9	69	73	71	72	66	78	66	80	85	80	73	81		894	74					9
10	78	69	78	82	84	72	70	63	70	78	85	94		923	77					10
11	75	76	78	71	80	68	70	76	71	78	79	68		890	74					11
12	68	70	74	69	80	75	78	77	78	78	83	80		910	76					12
13	62								84	80	78	70		(374)	(75)	5				13
14	73	64	78	74	72	70	77		72	76	68	77		(801)	(73)	11				14
15																				15
16																				16
17																				17
18																				18
19			78	83	90	78	76	67	85	83	78	80		(798)	(80)	10				19
20	70	79	69	66	73	71	79	73	81	77	79	87		904	75					20
21	65	70	75	65	72	77	76		70	72	74	55		(771)	(70)	11				21
22	67	64	68	62	66	68	69			67	80	61		(672)	(67)	10				22
23	53	45	39	65	62	55	75	52	72	69	62	66		715	60					23
24	68	49	69	71	78	67	57	68	75	61	65	69		797	66					24
25	61	73	65	67	65	67	63	68	70	71	67	68		805	67					25
26	62	56	61	65	73	75	61	65	67	73	67	69		794	66					26
27	62	67	63	72	80	67	72	65	72	69	67	68		824	69					27
28	45	61	71	69	57	61	60	64	69	70	70	60		757	63					28
29																				29
30																				30
31																		DAYS	MEAN	31
Sum*	1274	1306	1298	1362	1367	1354	1337	1357	1375	1388	1372	1364		16154	1349•	COMPLETE		19 =	70.9	
Mean*	67.1	68.7	68.3	71.7	71.9	71.3	70.4	71.4	72.4	73.1	72.2	71.8	→	850.3	→	COMPLETE		19 =	70.9	
	*FOR COMPLETE DAYS, B = 12; B = NO. OF BIHOURLY VALUES, 12 UNLESS INDICATED; • INDICATES COLUMN SUM														1712	ALL		24 =	71.3	

TABLE 75 COSMIC-RAY BIHOURLY MEAN VALUES OF DEPARTURES FROM BALANCE, IN UNITS OF 0.1% OF THE TOTAL IONIZATION + 60
CORRECTED FOR BURSTS AND TO BAROMETRIC PRESSURE 510 MM HG, VALUES CENTERED AT INDICATED GMT HOURS

Day	1h	3h	5h	7h	9h	11h	13h	15h	17h	19h	21h	23h		Sum	Mean	B				Day
1	66	58	60	68	62	74	66	55	67	71	67	71		785	65					1
2	67	61	70	76	62	58	62	73	76	71	67	79		822	68					2
3	71	71	71	74	70	71	64			78	69	75		(714)	(71)	10				3
4	69	65	60	72	66	74	72			75	72	76		(701)	(70)	10				4
5	56	68	70	79	74	75	66	74	76	71	64	67		840	70					5
6	77	73	61	72	73	73	69	62	79	76	80	74		869	72					6
7	61	59	72	66	67	71	76	73	58	71	65	66		805	67					7
8										68	69	74		(211)	(70)	3				8
9	68	70	66	67	75	72	64	59	67	73	65	69		815	68					9
10	71	70	62	72	69	59	70	58	72	81	69	62		815	68					10
11	70	66	52	60	68	82	68	68	64	66	75	69		808	67					11
12																				12
13	57	61	64	48	54	65	69	74	55	65	68	59		739	62					13
14	57	64	69	73	66	71	73	67	71	71	70	67		819	68					14
15	63	66	70	65	69	69	66	66	72	69	68	69		812	68					15
16	68	59	69	64	62	64	71	77	71	62	63	64		794	66					16
17	68	67	68	72	75	71	68	70	71	63	73	69		835	70					17
18	76	62	61	77	72	67	59	68	77	67	71	70		827	69					18
19	59	70	76	68	71	72	70	65	85	62	66	68		832	69					19
20	71	62	60	74	73	69	76	68	76	67	63	68		827	69					20
21	74	70	68	83	80	70	66	70	77	68	65	71		862	72					21
22	66	67	72	78	70	64	69	73	60	69	77	72		837	70					22
23	63	65	66	71	79	75	60	53	58	59	62	49		760	63					23
24	53	59	60	59	50	46	50	48	53	65	56	58		657	55					24
25	47	52	59	59	51	59	57	45	45	53	58	51		636	53					25
26	44	43	46	41	52	53	54	41	36	46	52	43		551	46					26
27	35	42	42	53	46	33	44	36	42	49	52	50		524	44					27
28	41	43	46	44	43	42	39				47	48		(393)	(44)	9				28
29	38	42	37	48	44	50	41	49	43	58	55	49		554	46					29
30																				30
31	57	44	46	44	45	57	41	54						(388)	(48)	8		DAYS		MEAN 31
Sum*	1475	1476	1500	1593	1564	1562	1534	1492	1551	1573	1571	1534		18425	1535	COMPLETE		24	=	64.0
Mean*	61.5	61.5	62.5	66.4	65.2	65.1	63.9	62.2	64.6	65.5	65.5	63.9	→	767.8	→	COMPLETE		24	=	64.0
	*FOR COMPLETE DAYS, B = 12; B = NO. OF BIHOURLY VALUES, 12 UNLESS INDICATED; • INDICATES COLUMN SUM														1838	ALL		29	=	63.4

TABLE 76 COSMIC-RAY BIHOURLY MEAN VALUES OF DEPARTURES FROM BALANCE, IN UNITS OF 0.1% OF THE TOTAL IONIZATION + 60
CORRECTED FOR BURSTS AND TO BAROMETRIC PRESSURE 510 MM HG, VALUES CENTERED AT INDICATED GMT HOURS

Day	1h	3h	5h	7h	9h	11h	13h	15h	17h	19h	21h	23h		Sum	Mean	B				Day
1	48	40	54	51	47	46	39	53	55	67	55	54		609	51					1
2	44	49	40	50	46	51								(280)	(47)	6				2
3																				3
4																				4
5																				5
6																				6
7																				7
8	56	59	51	54	52	57	59	57	63	62	60	58		688	57					8
9	65	57	63	60	54	59	63	51	54	66	63	63		718	60					9
10	74	60	60	61	61	68	72	58	58	63	66	60		761	63					10
11	67	54	61	68	64	57	56	52	63	61	68	51		722	60					11
12	53	53	56	57	61	60	53	61	59	70				(583)	(58)	10				12
13	60	59	63	74	71	65	64	60	56	62	58	66		758	63					13
14	59	58	66	68	66	62	55	64	58	63	57	62		738	62					14
15	59	61	50	59	56	60	64	69	74	56	59	59		726	60					15
16	59	62	52	55	58	67	63	73	61	69	62	65		752	63					16
17	63	59	50	62	63	58	70	59	66	58	67	66		741	62					17
18	70	61	60	63	63	53	63	63	64	70	64	50		744	62					18
19	68	57	70	64	60	61	58	62	57	65	65	66		753	63					19
20	62	60	66	72	62	62	63	53	63	65	75	65		768	64					20
21	66	58	58	63	62	50	57	68	71	74	67	69		763	64					21
22	64	57	52	63	66	54	54	62	61	64	66	60		723	60					22
23	57	62	50	62	68	57	53	65	62	56	65	67		724	60					23
24	50	63	52	49	60	68	55	60	57	67	62	63		706	59					24
25	70	54	65	62	64	62	63	60	57	58	59	70		744	62					25
26	63	66	64	61	48	60	59	56	50	63	68	59		717	60					26
27	55	57	58	56	58	56	56	68	55	58	63	55		695	58					27
28	61	55	48	55	56	57	58		56	65	65	53		(629)	(57)	11				28
29	54	57	62	56	55	63	55	53	65	60	66	69		715	60					29
30	62	62	68	60	63	56	55	55	78	62	69	58		748	62					30
31																		DAYS	MEAN	31
Sum*	1351	1283	1295	1343	1321	1301	1296	1321	1354	1389	1404	1355		16013	1335	COMPLETE		22	= 60.7	
Mean*	61.4	58.3	58.9	61.0	60.0	59.1	58.9	60.0	61.5	63.1	63.8	61.6	→	727.6	→	COMPLETE		22	= 60.6	
	*FOR COMPLETE DAYS, B = 12; B = NO. OF BIHOURLY VALUES, 12 UNLESS INDICATED; • INDICATES COLUMN SUM														1499	ALL		25	= 59.9	

TABLE 77 COSMIC-RAY BIHOURLY MEAN VALUES OF DEPARTURES FROM BALANCE, IN UNITS OF 0.1% OF THE TOTAL IONIZATION + 60
CORRECTED FOR BURSTS AND TO BAROMETRIC PRESSURE 510 MM HG, VALUES CENTERED AT INDICATED GMT HOURS

Day	1h	3h	5h	7h	9h	11h	13h	15h	17h	19h	21h	23h		Sum	Mean	B				Day
1	54	64	56	58	68	59	52	65	62	63	57	66		724	60					1
2	68	53	54	65	57	72	56	66	60	66	65	62		744	62					2
3	55	61												(116)	(58)	2				3
4																				4
5									65	65	54	57		(241)	(60)	4				5
6	72	61	68	48	64	61	55	70	60	68	57	55		739	62					6
7	51	52	54	62	52	53	51	53	60	64	66	60		678	56					7
8	54	59	54	57	52	53	52	64	60	63	72	71		711	59					8
9	62	52	59	59	56	55	64	57	64	68	70	55		721	60					9
10	61	60	57	55	57	73	60	56	55	74	72	48		728	61					10
11	68	67	62	60	60	59	56	66	67	71	70	65		771	64					11
12	58	58	64	59	58	66	62	60	67	69	64	61		746	62					12
13	64	59	45	63	70	69	65	74	60	65	67	55		756	63					13
14	57	51	55	54	61			57	66	55	58	59		(573)	(57)	10				14
15	61	47	58	61	60	59	60	60	61	72	77	71		747	62					15
16	53	58	57	58	46	51	57	58	73	68	66	66		711	59					16
17	58	64	54	56	56	64	56	68	63	66	60	60		725	60					17
18	58	77	64	65	71	60	65	65	70	70	64	54		783	65					18
19	54	57	57	56	58	59	61			65	63	53		(583)	(58)	10				19
20	64	65	63	60	78	57						64		(451)	(64)	7				20
21	64	59	51	61	54	54	66	60	75	62	56	65		727	61					21
22	70	60	61	59	63	61	67	59	67	70	71	68		776	65					22
23	68	61	63	59	52	57	61	54	68	59	71	66		739	62					23
24	59	58	59	67	69	61	54	66	72	61	68	60		754	63					24
25	64	67	61	45	53	62	56	67	51	68	66	66		726	60					25
26	53	56	64	58	49	55	61	61	62	65	74	58		716	60					26
27	59	56	53	52	57	61	55	56	58	55	56	66		684	57					27
28	56	53	57	59	60	59	58	56	50	57	58	54		677	56					28
29	52	53	66	67	55	49	63	52	55	56	56	54		678	56					29
30	54	53	44	48	60	67	52	52	55	57	49	55		646	54					30
31	53	54	44	44	51	59	57	60	51	57	50	51		631	53		DAYS		MEAN	31
Sum*	1494	1461	1429	1445	1450	1499	1461	1525	1546	1614	1602	1512		18038	1502	COMPLETE	25	=	60.1	
Mean*	59.8	58.4	57.2	57.8	58.0	60.0	58.4	61.0	61.8	64.6	64.1	60.4	→	721.5	→	COMPLETE	25	=	60.1	
	*FOR COMPLETE DAYS, B = 12; B = NO. OF BIHOURLY VALUES, 12 UNLESS INDICATED; • INDICATES COLUMN SUM														1499	ALL	30	=	60.0	

TABLE 78 COSMIC-RAY BIHOURLY MEAN VALUES OF DEPARTURES FROM BALANCE, IN UNITS OF 0.1% OF THE TOTAL IONIZATION + 60
CORRECTED FOR BURSTS AND TO BAROMETRIC PRESSURE 510 MM HG, VALUES CENTERED AT INDICATED GMT HOURS

Day	1h	3h	5h	7h	9h	11h	13h	15h	17h	19h	21h	23h		Sum	Mean	B				Day
1	38	44	41	37	53	45	42	48	47	51	48	42		536	45					1
2	40	45	49	48	60	53	57	52	50	56	46	45		601	50					2
3	42	46	50	45	64	49	41	45	46	53	44	45		570	48					3
4	36	52	56	52	52	51	48	48	52	49	46	52		594	50					4
5	42	47	51	56	48	50	49	48	54	48	49	42		584	49					5
6	41	57	54	52	51	50	55	48	55	57	49	50		619	52					6
7	51	48	50	50	54	45	56	58	46	48	46	52		604	50					7
8	39	42	63	43	41	51	53	57	57	50	55	54		605	50					8
9	52	50	49	45	45	57	55	55	62	49	48	41		608	51					9
10	41	41	52	60	45	44	43	64	63	43	57	51		604	50					10
11	54	59	52	53	52	55	53	44	53	62	65	57		659	55					11
12	56	53	64	56	52	49	51	59	55	58	60	60		673	56					12
13	49	58	44	55	47	47	54	57	72	67	57	60		667	56					13
14	60	54	55	50	58	51	51			58	64	67		(568)	(57)	10				14
15	55	50	50	57	57	50	52	47	53	52	63	54		640	53					15
16	61	60	63	58	58	58	59	53	59	60	66	64		719	60					16
17	45	54	61	62	57	47	51					51		(428)	(54)	8				17
18	55	60	54	53	61	57	52	58	58	63	62	56		689	57					18
19	49	43	53	45	55	57	53	59	64	59	64	62		663	55					19
20	42	44	48	48	44	52	48	52	67	57	65	55		622	52					20
21	56	51	55	48	54	52	61							(377)	(54)	7				21
22	45	47	50	52	49	52	61	63	54	56	55	48		632	53					22
23	59	59	43	48	60	59	52	56	59	68	60	49		672	56					23
24	46	51	42	42	48	57	53	52	49	60	53	48		601	50					24
25	49	44	43	49	53	43	50	50	57	44	51	33		566	47					25
26	41	44	42	56	49	47	56	44	56	51	49	52		587	49					26
27	53	48	52	49	44	46	49	62	45	53	56	46		603	50					27
28	40	47	51	63	59	55	62	50	50	57	56	51		641	53					28
29	56	47	48	56	57	45	42	52	45	49	66	56		619	52					29
30	59	53	50	49	57	52	34	44	50	52	49	53		602	50					30
31																	DAYS		MEAN	31
Sum*	1291	1339	1364	1377	1415	1376	1380	1425	1478	1472	1485	1378		16780	1399	COMPLETE	27	=	51.8	
Mean*	47.8	49.6	50.5	51.0	52.4	51.0	51.1	52.8	54.7	54.5	55.0	51.0	→	621.4	→	COMPLETE	27	=	51.8	
	*FOR COMPLETE DAYS, B = 12; B = NO. OF BIHOURLY VALUES, 12 UNLESS INDICATED; • INDICATES COLUMN SUM														1564•	ALL	30	=	52.1	

INSTITUTO GEOFISICO DE HUANCAYO

JULY 1966

TABLE 79 COSMIC-RAY BIHOURLY MEAN VALUES OF DEPARTURES FROM BALANCE, IN UNITS OF 0.1% OF THE TOTAL IONIZATION + 60
CORRECTED FOR BURSTS AND TO BAROMETRIC PRESSURE 510 MM HG, VALUES CENTERED AT INDICATED GMT HOURS

Day	1h	3h	5h	7h	9h	11h	13h	15h	17h	19h	21h	23h		Sum	Mean	B					Day
1	44	53	52	43	52	48	46	46	59	59	50	46		598	50						1
2	41	42	53	42	35	38	39	48	50	49	51	49		537	45						2
3	56	51	44	49	46	49	49	55	45	63	62	57		626	52						3
4	55	49	48	59	51	61	46	57	62	55	62	60		665	55						4
5	43	62	50	48	50	57	47	51	55	54	54	60		631	53						5
6	54	52	55	48	48	53	59	59	57	52	58	62		657	55						6
7	54	46	55	65	51	53	58					50		(432)	(54)	8					7
8	60	57	58	59	48	49	50	44	69	58	49	55		656	55						8
9	44	42	52	34	43	45	46	50	41	47	51	36		531	44						9
10	45	33	41	38	54	47	50	45	52	59	52	60		576	48						10
11	50	54	45	56	52	42	46	56	61	65	54	53		634	53						11
12	57	58	47	52	45	49	42	61	58	61	59	50		639	53						12
13	44	55	50	49	42	44	47	50	50	57	55	45		588	49						13
14	40	45	40	49	38	44	53	57	55	49	56	50		576	48						14
15	53	41	40	54	54	53	51	52	68	56	60	44		626	52						15
16	49	52	56	46	53	46	64	49	52	57	60	46		630	52						16
17	50	46	46	52	45	52	54	55	51	59	52	53		615	51						17
18	51	53	49	54	56	49	54	51	53	52	54	46		622	52						18
19	46	53	44	50	49	44	53	48	53	51	41	48		580	48						19
20	50	54	39	47	48	51	43	47	55	51	48	47		580	48						20
21	48	45	51	49	48	35	42	47	56	53	51	54		579	48						21
22	45	45	41	41	65	46	44				53	54		(434)	(48)	9					22
23	47	53	49	46	48	51	47	51	52	54	50	54		602	50						23
24	50	47	39	48	38	52	46	51	57	60	56	42		586	49						24
25	49	48	44	43	58	43	50	48	50	62	59	52		606	50						25
26	47	50	49	50	45	54	51	57	42	51	54	51		601	50						26
27	48	36	44	60	46	41	54	55	48	57	49	53		591	49						27
28	44	45	49	44	59	47	48	44	57	54	43	48		582	48						28
29	36	49	42	50	46	53	46	46	51	53	49	50		571	48						29
30	44	42	49	49	49	44	40	53	51	45	49	49		564	47						30
31	42	41	51	54	51	61	50	43	49	48	46	42		578	48						31
*Sum	1387	1408	1376	1422	1397	1402	1413	1476	1559	1591	1534	1462		17427	1453	COMPLETE	DAYS	29	=	MEAN 50.0	
*Mean	47.8	48.6	47.4	49.0	48.2	48.3	48.7	50.9	53.8	54.9	52.9	50.4	→	6029	→	COMPLETE		29	=	50.1	
	*FOR COMPLETE DAYS, B = 12; B = NO. OF BIHOURLY VALUES, 12 UNLESS INDICATED; • INDICATES COLUMN SUM														1552	ALL		31	=	50.1	

TABLE 80 COSMIC-RAY BIHOURLY MEAN VALUES OF DEPARTURES FROM BALANCE, IN UNITS OF 0.1% OF THE TOTAL IONIZATION + 60 CORRECTED FOR BURSTS AND TO BAROMETRIC PRESSURE 510 MM HG, VALUES CENTERED AT INDICATED GMT HOURS

Day	1h	3h	5h	7h	9h	11h	13h	15h	17h	19h	21h	23h		Sum	Mean	B					Day
1	53	46	52	49	54	58	52	47	39	52	58	59		619	52						1
2	56	52	53	55	55	49	56	54	51	53	50	50		634	53						2
3	53	52	53	63	58	45	53	51	54	47	55	64		648	54						3
4	53	44	53	43	54	49	48	53	56	49	52	49		603	50						4
5	48	52	39	37	41	49	53	48	58	56	56	48		585	49						5
6	54	46	41	53	61	48	42	54	61	55	54	50		619	52						6
7	57	55	40	62	51	57	55	39	57	56	58	54		641	53						7
8	51	51	51	52	63	54	56	50	60	61	56	57		662	55						8
9	44	51	47	50	62	53	50	58	55	65	54	52		641	53						9
10	38	58	45	41	50	60	50	67	52	55	56	53		625	52						10
11	53	48	49	46	49	53	51	56	55	51	57	56		624	52						11
12	51	47	48	42	59	50	54	57	51	54	55	46		614	51						12
13	39	49	55	50	48	58	45	49	45	48	47	45		578	48						13
14	48	44	52	47	67	55	46	50			47	48		(504)	(50)	10					14
15	36	35	44	41	54	49	42	58	55	47	51	56		568	47						15
16	37	37	50	44	52	47	51	52	50	51	56	48		575	48						16
17	54	43	47	50	54	52	45			54	55	43		(497)	(50)	10					17
18	57	45	48	44	50	37	58	61	56	62	50	51		619	52						18
19	44	53	50	49	43	46	43	47	53	52	56	52		588	49						19
20	55	47	52	44	41	52	43	49	62	45	44	44		578	48						20
21	51	38	53	39	51	45	52	52	55	59	54	48		597	50						21
22	54	50	47	41	48	40	52	45	52	54	55	55		593	49						22
23	45	49	46	50	38	38	50	54	41	54	44	53		562	47						23
24	45	39	43	45	39	55	41	41	53	53	54	47		555	46						24
25	52	45	45	44	60	41	42	45	41	59	52	43		569	47						25
26	42	46	47	45	54	37	46	50	34	40	48	50		539	45						26
27	51	47	54	43	47	40	53	52	42	54	42	48		573	48						27
28	54	49	33	44	49	48	43	52	59	52	60	58		601	50						28
29	55	46	45	40	57	54	44	52	42	50	47	44		576	48						29
30	57	55	62	49	58	47	50	34	28	39	41	44		564	47						30
31	19	32	19	19	28	38	35	44	33	23	23	36		349	29			DAYS		MEAN	31
Sum*	1404	1364	1364	1324	1474	1397	1410	1471	1450	1496	1485	1460		17099	1429	COMPLETE		29	=	49.1	
Mean*	48.4	47.0	47.0	45.7	50.8	48.2	48.6	50.7	50.0	51.6	51.2	50.3	→	589.5	→	COMPLETE		29	=	49.1	
	*FOR COMPLETE DAYS, B = 12; B = NO. OF BIHOURLY VALUES, 12 UNLESS INDICATED; ● INDICATES COLUMN SUM														1529	ALL		31	=	49.2	

TABLE 81 COSMIC-RAY BIHOURLY MEAN VALUES OF DEPARTURES FROM BALANCE, IN UNITS OF 0.1% OF THE TOTAL IONIZATION + 60
CORRECTED FOR BURSTS AND TO BAROMETRIC PRESSURE 510 MM HG, VALUES CENTERED AT INDICATED GMT HOURS

Day	1h	3h	5h	7h	9h	11h	13h	15h	17h	19h	21h	23h		Sum	Mean	B				Day
1	25	32	31	48	46	41	39					34		(296)	(37)	8				1
2	35	41	38	42	42	32	39	30	49	41	41	51		481	40					2
3	26	18	14	29	43	24	34	36	26	33	29	23		335	28					3
4	24	23	26	16	33	32	26	26	30	34	31	34		335	28					4
5	21	32												(53)	(26)	2				5
6	25	37	21	20	38	32	22	31	29	32	42	38		367	31					6
7	23	26	34	37	34	22	37	26	39	42	43	31		394	33					7
8	39	43	46	36	37	38	34	41	43	51	37	36		481	40					8
9	31	38	40	54	44	39	37	42	45	46	52	43		511	43					9
10	51	34	35	45	42	51	45	54	53	60	44	38		552	46					10
11	43	39	39	39	54	41	53	48	54	58	51	40		559	47					11
12	53	48	36	41	45	52	44	46	55	41	44	46		551	46					12
13	41	42	34	46	46	44	45	50	49	49	51	54		551	46					13
14	40	38	41	47	46	44	48	40	56	43	46	42		531	44					14
15	45	45	38	40	37	43	23	46	36	36	39	45		473	39					15
16	34	37	25	18	31	39	28							(212)	(30)	7				16
17																				17
18	39	30	33	40	42	40	26	48	39	31	36	37		441	37					18
19	39	35	35	28	35	29	34	41	34	45	46	50		451	38					19
20	38	35	29	26	41	43	31	33	45	45	50	39		455	38					20
21	31	34	39	28	36	42	37	41	46	114	42	40		460	38					21
22	29	29	34	41	30									(163)	(33)	5				22
23	42	31						44	33			27		(177)	(35)	5				23
24	21	11	14	27	22	5	22	23	24	12	20	30		231	19					24
25																				25
26	18	12	12	33	26	25	31	31	28	39	36	25		316	26					26
27	33	27	31	30	32	48	24	38	28	37	30	42		392	33					27
28	27	29	28	42	32	29	34	32	35	40	33	39		400	33					28
29	42	33	41	44	37	37	32	41	45	42	39	42		475	40					29
30	43	36	35	52	27	25	29	38	34	36	45	41		441	37					30
31																	DAYS		MEAN	31
Sum*	807	754	739	842	871	817	787	874	922	937	927	906		10183	850	COMPLETE	23	=	37.0	
Mean*	35.1	32.8	32.1	36.6	37.9	35.5	34.2	38.0	40.1	40.7	40.3	39.4	→	442.7	→	COMPLETE	23	=	36.9	
	*FOR COMPLETE DAYS, B = 12; B = NO. OF BIHOURLY VALUES, 12 UNLESS INDICATED; ● INDICATES COLUMN SUM														1019	ALL	28	=	36.1	

TABLE 82 COSMIC-RAY BIHOURLY MEAN VALUES OF DEPARTURES FROM BALANCE, IN UNITS OF 0.1% OF THE TOTAL IONIZATION + 60
CORRECTED FOR BURSTS AND TO BAROMETRIC PRESSURE 510 MM HG, VALUES CENTERED AT INDICATED GMT HOURS

Day	1h	3h	5h	7h	9h	11h	13h	15h	17h	19h	21h	23h		Sum	Mean	B				Day
1	32	31	31	30	37	36	26	27	37	38	40	39		404	34					1
2	24	38	29	28	36	46	24	42	34	49	51	44		445	37					2
3	45	40	32	39	31	30	45	50	46	45	41	42		486	40					3
4	45	32	45	34	36	25	42	34	51	37	42	37		460	38					4
5	52	29	45	46	51	47	46	44	53	43	54	50		560	47					5
6	38	36	40	47	41	49	40	43	43	45	51	36		509	42					6
7	44	41	42	53	41	46	33	45	40	46	46	32		509	42					7
8	37	38	40	49	41	38	38	38	40	50	40	38		487	41					8
9	47	41	44	38	33	41	39	34	49	39	51	42		498	42					9
10	39	42	43	29	48	59	46	42	50	35	39	43		515	43					10
11	44	44	36	48	32	45	48	41	42	35	47	52		514	43					11
12	38	37	32	45	41	32	48	42	42	49	52	48		506	42					12
13	39	33	37	49	39	40	45	38	41	43	57	41		502	42					13
14	32	33	40											(105)	(35)	3				14
15	36	45	33	30	32	38	42	43	45	48	51	48		491	41					15
16	34	25	25	47	36	38	30	36	24	42	34	34		405	34					16
17	23	37	29	33	51	42	42	49	41	39	48	41		475	40					17
18	47	34	38	42	46	44	50	45	41	43	47	46		523	44					18
19	46	48	49	43	46	41	48				51	51		(423)	(47)	9				19
20	36	36	38	44	36	44	44							(278)	(40)	7				20
21	45	42	37	35	41	39	49	49	47	46		49		(479)	(44)	11				21
22	48	48	49	46	50	52	64	60	56	59	46	47		625	52					22
23	48	49	51	52	47	44	43	44	51	53	54	58		594	50					23
24	46	47	45	42	33	32	48	40	54	46	46	46		525	44					24
25	36	49	45	42	43	44	34	50	49	44	47	46		529	44					25
26	36	41	28	45	42	53	40	48	41	47	48	41		510	42					26
27	45	36	48											(129)	(43)	3				27
28	41	26	37	49	46	43	32	48	47	41	33	33		476	40					28
29	28	46	46	50	50	33	54	45	41	44	43	38		518	43					29
30	47	33	38	55	52	40	50	49	60	55	55	49		583	49					30
31	42	43	50	46	50	51	33	52	60	43	51	34		555	46		DAYS		MEAN	31
Sum*	1036	1005	1010	1114	1085	1088	1082	1129	1178	1158	1214	1105		13204	1102	COMPLETE	26	=	42.4	
Mean*	39.8	38.7	38.8	42.8	41.7	41.8	41.6	43.4	45.3	44.5	46.7	42.5	→	507.6	→	COMPLETE	26	=	42.3	
	*FOR COMPLETE DAYS, B = 12; B = NO. OF BIHOURLY VALUES, 12 UNLESS INDICATED; • INDICATES COLUMN SUM														1311•	ALL	31	=	42.3	

TABLE 83 COSMIC-RAY BIHOURLY MEAN VALUES OF DEPARTURES FROM BALANCE, IN UNITS OF 0.1% OF THE TOTAL IONIZATION + 60
CORRECTED FOR BURSTS AND TO BAROMETRIC PRESSURE 510 MM HG, VALUES CENTERED AT INDICATED GMT HOURS

Day	1h	3h	5h	7h	9h	11h	13h	15h	17h	19h	21h	23h		Sum	Mean	B					Day
1	49	43	42	33	44	49	52	46	46	54	47	44		549	46						1
2	36	51	34	31	38	34	42	42	47	46	48	40		489	41						2
3	31	28	28	41	38	37	54	48	44	48	42	46		485	40						3
4	40	32	30	40	51	44	47	40	50	51	42	37		504	42						4
5	39	31	39	50	43	44	40	50	54	43	48			(481)	(44)	11					5
6																					6
7																					7
8																					8
9											52	45		(97)	(48)	2					9
10	52	36	45	48	53	47	38	48	43	46	50	47		553	46						10
11	46	49	49	55	38	44	55	53	62	43	54	58		606	50						11
12	44	56	55	43	41	46	54	51	54	50	52	55		601	50						12
13	44	53	51	47	44	42	52	50	53	52	59	52		599	50						13
14	45	48	42	50	37	44	37	54			57	52		(466)	(47)	10					14
15	49	37	50	46	51	53	46	56	51	62	51	48		600	50						15
16	49	50	43	51	55	57	48	58	61	45	58	57		632	53						16
17	45	47	45	54	62	52	54	59	52	60	45	45		620	52						17
18	50	44	46	40	45	48	50	47	43	44	49	47		553	46						18
19	51	46	53	48	48	56	44	58	51	43	48	48		594	50						19
20	49	49	41	51	51	52	47	53	47	51	47	52		590	49						20
21	47	50	48	49	51	47	48	47	43	48	46	38		562	47						21
22	52	43	44	42	43	48	52	42	52	51	54	55		578	48						22
23	46	44	41	50	54	44	47	49	45	53	45	53		571	48						23
24	47	59	48	56	52	46	50	55		41	50	44		(548)	(50)	11					24
25	39	39	42	40	47	44	53	50	36	54	50	43		537	45						25
26	48	43	45	50	41	43	47	40	51					(408)	(45)	9					26
27	44	38	51	48	51	55	42	50	51	56	54	42		582	48						27
28	44	37	39	47	51	44	47		49	47	44	48		(497)	(45)	11					28
29	49	44	59	45	46	52	44	49	56	50	59	57		610	51						29
30	55	43	47	55	51	54	50			55	57	52		(519)	(52)	10					30
31																		DAYS		MEAN	31
Sum*	912	879	897	902	951	951	969	996	987	1007	1000	964		11415	952	COMPLETE		20	=	47.6	
Mean*	45.6	44.0	44.8	45.1	47.6	47.6	48.4	49.8	49.4	50.4	50.0	48.2	→	570.9	→	COMPLETE		20	=	47.6	
	*FOR COMPLETE DAYS, B = 12; B = NO. OF BIHOURLY VALUES, 12 UNLESS INDICATED; ● INDICATES COLUMN SUM														1283	ALL		27	=	47.5	

TABLE 84 COSMIC-RAY BIHOURLY MEAN VALUES OF DEPARTURES FROM BALANCE, IN UNITS OF 0.1% OF THE TOTAL IONIZATION + 60
CORRECTED FOR BURSTS AND TO BAROMETRIC PRESSURE 510 MM HG, VALUES CENTERED AT INDICATED GMT HOURS

Day	1h	3h	5h	7h	9h	11h	13h	15h	17h	19h	21h	23h	Sum	Mean	B				Day
1	52	48	52	49	44	48	50					48	(391)	(49)	8				1
2	42	37	51	64	52	41	52	50	50	46	46	49	580	48					2
3	46	40	48	44	52	51	47	52	45	41			(466)	(47)	10				3
4	38	41	54	115	41	45	43	48	50	44	50	42	541	45					4
5	36	49	37	45	48	42	44	46	49	46	49	47	538	45					5
6	39	39	44	50	44	47	34	50	38	46	54	43	528	44					6
7	42	44	43	52	36	44	45	53	45	52	49	45	550	46					7
8	44	45	42	52	40	49	41	44	45	54	41	49	546	46					8
9	50	35	47	51	43	38	55	47	53	47	58	48	572	48					9
10	58	38	45	49	48	49	47	53	56	53	52	48	596	50					10
11	40	42	46	52	55	49	52	61	49	54	59	58	617	51					11
12	47	56	611	46	49	52	55	58	54	51	52	50	634	53					12
13	46	48	54	61	56	54	52	48	64	50	48	36	617	51					13
14	22	35	36	46	42	44	35	43	36	36	30	37	442	37					14
15	29	30	48	49	46	51	38	34	39	42	36	45	487	41					15
16	38	41	52	40	45	51	37	45	36	35	46	40	506	42					16
17	41	56	47	53	58	39	46	44	42	43	40	50	559	47					17
18	35	39	43	51	41	42	34	35	40	44	41	40	485	40					18
19	33	46	44	54	36	48	45			44	41	43	(434)	(43)	10				19
20	38	41	42	40	40	30	32	50	45	39	46	43	486	40					20
21	46	35	46	41	42	52	49	48	53	49			(461)	(46)	10				21
22																			22
23											45	45	(90)	(45)	2				23
24	49	44	44	29	47	53	43	51	48	43	50	56	557	46					24
25	31	41	40	49	42	46	34	40	32	34	39	41	469	39					25
26	28	34	34	38	40	33							(207)	(34)	6				26
27												47	(47)	(47)	1				27
28	56	45	40	42	42	36	47	43	53	42	61	36	543	45					28
29	44	47	43	52	44	46	44	46	48	44			(458)	(46)	10				29
30																			30
31																	DAYS		MEAN 31
Sum*	821	846	919	966	915	902	866	943	924	901	947	903	10853	904•	COMPLETE		20	=	45.2
Mean*	41.0	42.3	46.0	48.3	45.8	45.1	43.3	47.2	46.2	45.0	47.4	45.2	→ 542.8	→	COMPLETE		20	=	45.2
	*FOR COMPLETE DAYS, B = 12; B = NO. OF BIHOURLY VALUES, 12 UNLESS INDICATED; • INDICATES COLUMN SUM													1261•	ALL		28	=	45.0

INSTITUTO GEOFISICO DE HUANCAYO

JANUARY 1967

TABLE 85 COSMIC-RAY BIHOURLY MEAN VALUES OF DEPARTURES FROM BALANCE, IN UNITS OF 0.1% OF THE TOTAL IONIZATION + 60
CORRECTED FOR BURSTS AND TO BAROMETRIC PRESSURE 510 MM HG, VALUES CENTERED AT INDICATED GMT HOURS

Day	1h	3h	5h	7h	9h	11h	13h	15h	17h	19h	21h	23h		Sum	Mean	B					Day
1	79	79	82	88	89	89	85	89	88	85	92	82		1027	86						1
2	84	78	86	88	90	89	89	82	89	81	92	80		1028	86						2
3	74	69	79	77	79	82	86	74	90	86	88	80		964	80						3
4	84	88	77	80	83	81	90	84	78	90	90	102		1027	86						4
5	86	87	88	87	88	83			95	98	102	82		(896)	(90)	10					5
6	87	75	80	88	86	86	97	91	95	91	95	88		1059	88						6
7	86	84	79	92	81	72	81	90	83	84	77	81		990	82						7
8	78	72	86	85	81	86	81	86	91	85	87	84		1002	84						8
9	74	78	84	83	84	82	80	69	83	70	73	73		933	78						9
10	70	70	90	80	82	85	82	80	76	70	78	81		944	79						10
11	80	74	87	83	89	79	88	84	76	81	79	86		986	82						11
12	75	70	79	81	88	88	83	83	85	81	77	91		981	82						12
13	75	90	86	88	87	85	77	85	89	67	74	74		977	81						13
14	68	79	85	82	67	79	76	84	77	84	81	79		941	78						14
15	70	78	67	75	80	64	71	80	74	81	70	75		888	74						15
16	69	81	69	77	74	82	78	85	78	83	81	88		945	79						16
17	66	70	89	76	84	83	80	75	83	87	84	84		961	80						17
18	77	76	73	87	82	86	78	88	96	81	87	87		998	83						18
19	77	80	77	93	76	89	87	94	93	96	76	81		1022	85						19
20	85	79	78	85	88	87	89			87	94	84		(856)	(86)	10					20
21	86	91	87	93	95	80	81	84	81	97	87	89		1051	88						21
22	87	94	86	88	93	84	77	86	89	89	91	87		1051	88						22
23	72	81	79	80	79	74	77	87	89	96	86	90		990	82						23
24	79	84	77	77	76	81	83	96	88	80	84	94		999	83						24
25	79	79	73	85	83	66	87	82	82	91	89	82		978	82						25
26	85	71	86	90	79	80	86	86	89	84	89	84		1009	84						26
27	74	86	83	89	84	73	91	90	78	85	82	78		993	83						27
28	84	91	82	89	94	86	89	90	86	78	87	86		1042	87						28
29	87													(87)	(87)	1					29
30	72	84	76	90	89	85	89	86	81	96	90	88		1026	86						30
31	87	86	84	78	85	90	86	89	82	84	82	82		1015	85		DAYS		MEAN		31
Sum*	2178	2238	2268	2362	2339	2286	2335	2382	2372	2363	2348	2356		27827	2329	COMPLETE	28	=	82.9		
Mean*	77.8	79.9	81.0	84.4	83.5	81.6	83.4	85.1	84.7	84.4	83.9	84.1	→	993.8	→	COMPLETE	28	=	82.8		
	*FOR COMPLETE DAYS, B = 12; B = NO. OF BIHOURLY VALUES, 12 UNLESS INDICATED; • INDICATES COLUMN SUM														2589	ALL	31	=	83.4		

TABLE 86 COSMIC-RAY BIHOURLY MEAN VALUES OF DEPARTURES FROM BALANCE, IN UNITS OF 0.1% OF THE TOTAL IONIZATION + 60
CORRECTED FOR BURSTS AND TO BAROMETRIC PRESSURE 510 MM HG, VALUES CENTERED AT INDICATED GMT HOURS

Day	1h	3h	5h	7h	9h	11h	13h	15h	17h	19h	21h	23h	Sum	Mean	B				Day
1	80	79	83	83	76	87	81		94	95	84	89	(931)	(85)	11				1
2		82	78	84	84	84	80	86	87	91	98		(854)	(85)	10				2
3	76	75	85	79	88	76	90	79					(648)	(81)	8				3
4																			4
5																			5
6	82	79	77	76	69	71	73	86	84	83	83	88	951	79					6
7	73	69	90	79	83	83	90			78	81	76	(802)	(80)	10				7
8	72	67	70	78	74	69	79	74	75	74	83	76	891	74					8
9	77	58	64	67	86	67	80	77	85	85	70	75	891	74					9
10	74	69	67	84	75	71	71	77	79	78	84	75	904	75					10
11	78	75	77	78	82	76	82	72	77	86	80	83	946	79					11
12	84	77	84	89	83	84	74	88	94	78	77	74	986	82					12
13	85	72	75	74	82	85	71						(544)	(78)	7				13
14		89	78	75	72	82	82				82	88	(648)	(81)	8				14
15	91	76	79	93	78	90	94	86	91	85	91	89	1043	87					15
16	83	87	62	74	87	82	72	75	73	79	79	77	930	78					16
17	75	68	78	76	78	76	75	77	78	86	80	77	924	77					17
18	75	82	82	83	79	82	74	77	80	76	75	73	938	78					18
19	69	77	73	77	80	73	65	76	77	78	81	73	899	75					19
20	78	72	73	83	85	82	77	91	80	82	85	82	970	81					20
21	76	81	83	78	75	71	77	79	80	82	87	92	961	80					21
22	80	83	85	91	84	79	88	83	96	83	91	87	1030	86					22
23	84	82	76	83	80	72	86	81	85	86	89	91	995	83					23
24	85	85	90	100	81	84	90	78	80	92	95	81	1041	87					24
25	79	82	77	83	86	85	84	89	92	85	89	88	1019	85					25
26	85	71	89	84	80	79	89	79	87	87	88	90	1008	84					26
27	86	73	76	81	92	84	81	82	81	84	86	78	984	82					27
28	80	76	78	86	87	77	71	81	79	96	89	78	978	82					28
29																			29
30																			30
31																	DAYS	MEAN	31
Sum*	1593	1520	1540	1644	1621	1554	1582	1608	1653	1665	1682	1627	19289	1608	COMPLETE		20	= 80.4	
Mean*	79.6	76.0	77.0	82.2	81.0	77.7	79.1	80.4	82.6	83.2	84.1	81.4	→ 964.3	→	COMPLETE		20	= 80.4	
	*FOR COMPLETE DAYS, B = 12; B = NO. OF BIHOURLY VALUES, 12 UNLESS INDICATED; • INDICATES COLUMN SUM													2098	ALL		26	= 80.7	

INSTITUTO GEOFISICO DE HUANCAYO

MARCH 1967

TABLE 87 COSMIC-RAY BIHOURLY MEAN VALUES OF DEPARTURES FROM BALANCE, IN UNITS OF 0.1% OF THE TOTAL IONIZATION + 60 CORRECTED FOR BURSTS AND TO BAROMETRIC PRESSURE 510 MM HG, VALUES CENTERED AT INDICATED GMT HOURS

Day	1h	3h	5h	7h	9h	11h	13h	15h	17h	19h	21h	23h		Sum	Mean	B				Day
1	84	81	94	83	73	80	88	77	84	82	82	88		996	83					1
2	78	80	81	78	83	85	90							(575)	(82)	7				2
3	84	80	84	86	89	88	84			84	86	90		(855)	(86)	10				3
4	80	85	79	82	90	83	77	85	82	88	82	77		990	82					4
5	78	80	87	79	79	88	77	82	91	89	88	77		995	83					5
6	77	73	79	79	85	76	74	83	81	87	78	80		952	79					6
7	73	69	78	80	86	77	72	67	79	82	87	80		930	78					7
8	84	78	79	78	82	74	80	85	76	76	87	84		963	80					8
9	79	74	82	75	83	77	80	79	80	78	81	76		944	79					9
10	76	78	77	82	71	74	72	78	83	74	84	78		927	77					10
11	72	75	71	80	80	73	74	79	80	87	84	88		943	79					11
12	65	73	74	82	81	77	78	74	77	83	74	80		918	76					12
13	77	75	81	68	76	74	73	72	76	80	83	84		919	77					13
14	69	84	78	79	84	73	75	76	78	83	78	83		940	78					14
15	77	73	73	71	78	80	84	70	76	83	76	76		917	76					15
16	82	89	89	78	83	78	70	78	71	82	90	77		967	81					16
17	77	77	73	85	74	77	81			75	81	83		(783)	(78)	10				17
18	80	76	85	80	77	70	74	84	75	80	86	86		953	79					18
19	78	73	79	87	88	74	72	79	84	76	77	79		946	79					19
20	74	78	77	82	82	77	73	68	88	78	81	81		939	78					20
21	80	76	74	87	88	87	77	76	95	93	90	84		1007	84					21
22	80	82	85	77	91	91	75	84	87	91	94	81		1018	85					22
23	82	80	83	80	84	78	83	78	86	85	94	91		1004	84					23
24	87	79	79	86	90	89	80	82	84	93	91	89		1029	86					24
25	93	82	76	95	81	77	77	87	83	97	86	79		1013	84					25
26	79	79	86	90	86	86	83	83	89	84	84	90		1019	85					26
27	88	89	90	80	81	80	91	81	93	87	91	79		1030	86					27
28	68	77	86	73	81	70	78	84	88	85	81	83		954	80					28
29	84	79	90	80	82	80	79	84	82	90	87	90		1007	84					29
30	84	77	80	79	74	87	81	80	81	85	81	94		983	82					30
31	85	80	89	88	81	84	86	85	84	85	87	90		1024	85		DAYS		MEAN	31
Sum*	2215	2194	2280	2260	2297	2214	2183	2220	2313	2363	2364	2324		27227	2269	COMPLETE	28	=	81.0	
Mean*	79.1	78.4	81.4	80.7	82.0	79.1	78.0	79.3	82.6	84.4	84.4	83.0	→	972.4	→	COMPLETE	28	=	81.0	
															2515•	ALL	31	=	81.1	

*FOR COMPLETE DAYS, B = 12; B = NO. OF BIHOURLY VALUES, 12 UNLESS INDICATED; • INDICATES COLUMN SUM

TABLE 88

HUANCAYO APRIL 1967

PRESSURE CORRECTED IONIZATION IN UNITS OF 0.1 PER CENT, +60, GMT

D	0-2	2-4	4-6	6-8	8-10	10-12	12-14	14-16	16-18	18-20	20-22	22-24	SUM	MEAN	B	MEAN
1	84.5	91.1	86.6	97.5	86.9	83.5	86.4	78.9	84.3	88.2	86.4	92.8	1047.1	87.3	12	
2	77.9	81.5	73.0	82.2	81.6	77.0	74.3	64.5	70.4	84.5	72.0	79.7	918.6	76.5	12	
3	77.9	85.0	82.9	82.6	81.5	77.4	84.6	0.0	0.0	80.4	77.6	85.2	815.1	81.5	10	
4	83.0	70.9	72.0	72.6	73.3	67.9	69.1	68.8	72.4	73.4	77.3	74.2	874.9	72.9	12	
5	79.6	67.9	68.7	70.7	70.7	59.3	72.3	64.1	73.0	81.2	76.7	71.4	855.6	71.3	12	
6	68.0	70.7	78.7	69.4	68.6	63.0	71.1	66.2	78.9	81.2	78.7	78.8	873.3	72.8	12	
7	64.1	68.7	76.0	76.7	76.5	75.3	74.4	67.3	81.9	73.1	81.9	82.2	898.1	74.8	12	
8	79.1	73.7	78.6	72.3	81.5	81.2	69.8	82.1	68.5	78.6	82.8	80.9	929.1	77.4	12	
9	72.7	80.0	77.4	81.6	80.5	71.5	71.8	78.5	77.7	98.5	84.2	76.5	950.9	79.2	12	
10	77.4	79.0	75.1	69.5	79.0	76.9	76.0	72.1	75.3	81.9	83.8	79.0	925.0	77.1	12	
11	71.5	71.5	72.4	77.3	73.1	69.7	66.9	84.7	82.6	87.7	86.9	79.8	924.1	77.0	12	
12	82.1	80.1	71.5	74.9	81.3	74.5	68.9	84.2	89.4	85.4	86.6	76.9	955.8	79.6	12	
13	82.5	78.2	75.0	69.8	82.5	0.0	0.0	0.0	0.0	0.0	0.0	0.0	388.0	77.6	5	
14	70.8	71.2	69.7	78.2	73.3	83.4	71.4	81.5	81.0	86.3	86.9	64.1	917.8	76.5	12	
15	68.3	67.3	79.9	72.7	74.0	84.1	81.1	76.6	88.5	80.9	78.4	75.3	927.1	77.3	12	
16	76.9	74.9	76.9	78.7	99.6	78.2	82.3	82.8	93.2	83.8	85.0	89.3	1001.6	83.5	12	
17	75.5	70.3	72.1	76.0	78.2	83.5	90.4	82.0	77.7	90.4	87.6	83.8	967.5	80.6	12	
18	77.5	80.0	80.2	82.1	71.8	83.2	86.2	83.3	82.8	88.7	77.5	88.8	982.1	81.8	12	
19	79.8	86.3	85.2	80.5	78.9	78.0	73.3	0.0	0.0	81.3	87.0	78.4	808.7	80.9	10	
20	83.2	86.5	80.7	82.6	82.8	82.6	87.2	91.2	95.6	0.0	0.0	94.4	866.8	86.7	10	
21	87.8	90.0	80.5	83.0	76.9	73.0	76.1	87.0	80.5	87.2	84.0	93.7	999.7	83.3	12	
22	84.0	69.2	87.5	77.1	85.0	84.1	79.0	82.5	85.6	87.3	81.1	96.9	999.3	83.3	12	
23	76.5	64.7	82.3	81.7	78.4	80.3	77.6	79.1	81.1	93.2	81.2	77.2	953.3	79.4	12	
24	81.3	85.2	75.3	80.8	80.3	69.2	73.9	90.3	94.3	85.6	84.1	80.3	980.6	81.7	12	
25	82.5	79.0	71.3	67.6	81.3	74.2	83.8	87.0	93.0	84.7	88.1	88.2	980.7	81.7	12	
26	65.2	72.6	70.6	78.3	83.3	76.9	78.5	89.6	87.9	99.2	102.0	91.7	995.8	83.0	12	
27	80.2	80.0	68.2	73.6	76.3	86.7	87.3	80.6	84.2	101.4	92.5	83.8	994.8	82.9	12	
28	82.1	69.9	79.5	76.9	80.6	76.0	82.9	85.2	79.9	87.9	83.0	90.7	974.6	81.2	12	
29	85.1	90.7	79.0	74.2	79.1	85.1	81.0	83.3	86.7	95.9	87.6	90.9	1018.6	84.9	12	
30	73.2	75.3	66.2	82.1	77.8	84.3	81.0	79.7	79.7	72.0	86.9	83.6	941.8	78.5	12	
SUM	2006.8	1975.4	1969.2	2007.7	2048.9	2002.0	2013.5	2061.9	2130.5	2238.2	2183.2	2150.5	24787.8	2065.5	26	79.4
MEAN	77.2	76.0	75.7	77.2	78.8	77.0	77.4	79.3	81.9	86.1	84.0	82.7	953.3		26	79.4
ALL														2392.2	30	79.7

TABLE 89

HUANCAYO MAY 1967

PRESSURE CORRECTED IONIZATION IN UNITS OF 0.1 PER CENT, +60, GMT

D	0-2	2-4	4-6	6-8	8-10	10-12	12-14	14-16	16-18	18-20	20-22	22-24	SUM	MEAN	B	MEAN
1	80.2	72.2	79.8	89.3	76.3	83.9	88.1	85.6	90.5	83.1	85.7	84.2	998.9	83.2	12	
2	73.2	61.4	67.2	66.7	67.6	80.0	68.9	70.2	74.9	77.1	71.1	58.5	836.8	69.7	12	
3	63.6	58.3	74.9	62.6	79.6	73.2	77.6	82.8	71.4	74.4	80.4	77.9	876.7	73.1	12	
4	65.3	72.0	67.5	72.2	78.3	75.9	69.3	73.7	86.1	79.3	64.9	73.6	878.1	73.2	12	
5	67.1	75.9	76.3	79.5	79.9	78.4	73.1	0.0	0.0	0.0	89.1	78.5	697.8	77.5	9	
6	70.2	77.3	74.1	80.3	79.8	77.6	82.8	97.5	77.0	0.0	0.0	0.0	716.6	79.6	9	
7																
8																
9																
10																
11																
12																
13																
14																
15	0.0	0.0	0.0	0.0	0.0	0.0	0.0	0.0	84.7	85.4	78.4	82.6	331.1	82.8	4	
16	83.0	73.6	86.1	91.3	82.0	79.0	85.9	71.7	86.5	83.7	75.6	83.5	981.9	81.8	12	
17	70.9	77.4	82.7	89.6	84.2	75.6	68.7	81.4	89.8	92.1	93.7	86.8	992.9	82.7	12	
18	77.7	79.7	71.0	81.0	82.9	88.3	84.8	0.0	0.0	0.0	75.1	93.6	734.1	81.6	9	
19	78.6	71.2	80.1	81.0	79.5	81.4	93.4	82.5	80.3	90.4	77.0	80.8	976.2	81.3	12	
20	83.3	82.2	79.1	88.6	83.2	79.3	90.8	91.2	80.5	83.6	80.6	82.8	1005.2	83.8	12	
21	82.1	79.8	69.8	82.0	76.4	77.2	83.1	84.8	92.5	81.1	94.1	83.1	986.0	82.2	12	
22	86.6	84.9	68.9	80.9	80.6	75.9	81.6	86.2	81.0	89.1	90.7	82.8	989.2	82.4	12	
23																
24	86.1	89.2	89.6	74.3	77.8	93.1	92.1	88.3	91.3	87.1	88.0	80.7	1037.6	86.5	12	
25	78.1	82.7	82.0	74.9	77.6	86.8	92.8	90.4	81.4	80.5	73.8	79.3	980.3	81.7	12	
26	73.4	82.4	77.3	84.3	77.9	83.4	71.9	0.0	0.0	60.1	69.0	69.2	748.9	74.9	10	
27	61.7	59.6	71.9	66.5	83.3	70.8	64.8	59.5	57.5	66.3	63.5	69.5	794.9	66.2	12	
28	68.7	73.1	63.1	66.3	67.0	65.1	70.5	69.8	62.6	77.9	73.8	66.7	824.6	68.7	12	
29	70.7	65.7	64.0	80.4	78.7	79.1	79.7	68.6	73.3	71.3	74.5	66.7	872.7	72.7	12	
30	58.8	61.3	71.9	84.4	72.8	84.4	72.5	71.3	78.0	76.1	72.5	77.1	881.1	73.4	12	
31	68.0	69.4	80.8	78.7	67.3	78.6	76.3	66.5	66.5	79.5	63.6	68.7	863.9	72.0	12	
SUM	1258.9	1234.0	1279.4	1329.7	1312.2	1339.3	1356.1	1324.5	1344.1	1372.6	1323.5	1302.7	15777.0	1314.6	17	77.3
MEAN	74.1	72.6	75.3	78.2	77.2	78.8	79.8	77.9	79.1	80.7	77.9	76.6	928.2		17	77.3
ALL														1711.0	22	77.8

TABLE 90

HUANCAYO JUNE 1967

PRESSURE CORRECTED IONIZATION IN UNITS OF 0.1 PER CENT, +60, GMT

D	0-2	2-4	4-6	6-8	8-10	10-12	12-14	14-16	16-18	18-20	20-22	22-24	SUM	MEAN	B	MEAN
1	61.0	70.4	64.7	74.2	78.1	80.6	74.4	74.3	66.5	74.7	83.1	76.1	878.1	73.2	12	
2	69.3	77.0	66.8	81.0	78.4	69.2	62.3	78.4	83.2	80.1	71.8	80.2	897.7	74.8	12	
3	77.6	83.7	80.6	75.6	73.1	74.0	78.2	74.8	89.7	82.7	79.8	81.3	951.1	79.3	12	
4	66.9	80.1	74.2	79.2	75.1	85.0	71.6	73.2	80.8	76.2	85.1	80.7	928.1	77.3	12	
5	77.8	79.9	81.7	72.2	86.2	88.1	79.3	83.4	77.0	77.6	81.8	79.8	964.8	80.4	12	
6	79.6	79.9	82.9	85.4	68.9	76.8	74.7	74.3	63.6	67.0	85.6	76.3	915.0	76.2	12	
7	67.2	69.5	66.1	71.1	65.8	72.7	65.2	0.0	0.0	69.2	51.4	66.2	664.4	66.4	10	
8	65.8	61.8	59.5	63.5	63.5	66.6	61.4	72.3	65.6	67.4	70.7	72.2	790.3	65.9	12	
9	62.2	79.0	58.8	71.9	87.6	84.1	66.8	65.0	69.6	77.1	62.2	65.4	849.7	70.8	12	
10	63.2	62.1	75.4	75.8	70.2	70.8	64.4	73.5	71.6	72.8	66.7	80.4	846.9	70.6	12	
11	74.5	79.9	72.0	76.1	71.4	69.2	63.5	74.6	80.0	74.9	80.5	74.4	891.0	74.2	12	
12	63.6	81.5	75.1	76.8	69.0	64.9	64.9	62.7	71.5	88.8	80.9	82.5	882.2	73.5	12	
13	75.8	75.0	87.0	75.8	76.8	69.0	77.0	78.3	75.1	74.6	0.0	0.0	764.4	76.4	10	
14	76.4	83.5	85.0	74.5	77.5	75.2	75.2	0.0	0.0	0.0	0.0	89.7	637.0	79.6	8	
15	89.2	82.5	79.8	77.8	72.5	83.2	78.0	70.1	75.2	80.2	83.9	83.3	955.7	79.6	12	
16	78.7	82.3	78.4	78.1	80.8	77.7	79.7	76.5	83.6	80.4	82.0	83.4	961.6	80.1	12	
17	73.6	87.4	79.9	78.6	81.8	78.9	70.8	82.4	86.4	87.1	84.7	84.3	975.9	81.3	12	
18	78.8	80.5	76.1	75.8	82.5	70.6	82.5	83.5	77.5	88.6	84.6	85.0	966.0	80.5	12	
19	76.3	70.2	74.3	72.5	83.2	82.5	76.8	93.6	87.5	85.0	88.7	82.5	973.1	81.1	12	
20	73.9	80.4	80.6	72.8	74.9	89.5	76.6	85.8	86.9	99.9	89.5	84.8	995.6	83.0	12	
21	72.5	94.9	87.0	88.9	83.1	76.8	84.0	81.5	87.4	88.4	94.0	81.4	1019.9	85.0	12	
22	82.2	79.6	76.2	89.4	80.1	76.1	75.1	81.9	76.4	84.8	85.1	82.5	969.4	80.8	12	
23	89.5	81.6	77.3	87.0	77.5	82.0	82.1	89.8	83.3	88.1	84.8	89.1	1012.1	84.3	12	
24	85.6	85.9	81.2	85.7	80.0	86.1	77.4	84.7	89.6	84.8	96.3	84.1	1021.4	85.1	12	
25	88.8	73.5	82.7	79.4	82.1	78.5	80.4	75.4	92.1	85.7	81.2	73.7	973.5	81.1	12	
26	75.2	78.5	83.2	74.4	75.4	82.6	77.7	78.9	88.9	76.0	73.9	85.1	949.8	79.1	12	
27	70.2	79.6	84.5	81.2	77.7	70.9	74.3	67.8	72.6	76.2	65.7	64.5	885.2	73.8	12	
28	60.7	64.0	64.0	68.2	75.2	0.0	0.0	0.0	0.0	0.0	0.0	0.0	332.1	66.4	5	
29	68.0	71.8	71.0	77.9	76.3	80.7	77.6	69.9	68.7	69.8	72.8	61.7	866.2	72.2	12	
30	62.7	78.3	67.7	73.2	72.2	71.4	68.0	64.6	71.6	66.7	77.8	68.2	842.4	70.2	12	
SUM	1926.7	2042.3	1971.6	2024.4	2001.6	2016.8	1922.5	1992.9	2046.8	2081.0	2093.2	2042.9	24162.7	2013.4	26	77.4
MEAN	74.1	78.5	75.8	77.9	77.0	77.6	73.9	76.6	78.7	80.0	80.5	78.6	929.2		26	77.4
ALL														2302.2	30	76.7

TABLE 91

HUANCAYO JULY 1967

PRESSURE CORRECTED IONIZATION IN UNITS OF 0.1 PER CENT, +60, GMT

D	0-2	2-4	4-6	6-8	8-10	10-12	12-14	14-16	16-18	18-20	20-22	22-24	SUM	MEAN	B	MEAN
1	65.7	76.0	70.1	68.1	79.8	73.2	87.5	73.7	73.1	76.0	65.5	62.4	871.1	72.6	12	
2	58.9	63.9	71.5	75.7	68.6	84.3	82.1	67.9	75.6	70.8	66.9	68.6	854.8	71.2	12	
3	70.6	81.0	70.4	82.6	76.8	76.4	75.4	75.7	78.2	76.3	71.4	71.9	906.7	75.6	12	
4	69.0	77.5	85.3	79.0	92.5	90.6	89.6	76.3	79.6	74.9	74.1	75.4	963.8	80.3	12	
5	72.9	91.9	84.4	89.8	82.7	80.9	82.8	0.0	0.0	0.0	83.2	77.3	745.9	82.9	9	
6	73.6	84.6	78.0	68.5	77.1	87.1	72.7	0.0	0.0	81.8	91.3	71.2	785.9	78.6	10	
7	69.9	72.2	83.0	73.7	84.8	84.1	93.2	70.8	81.6	76.4	83.0	68.5	941.2	78.4	12	
8	88.4	72.3	74.6	85.3	84.9	83.8	82.6	79.7	83.2	87.7	83.0	84.1	989.6	82.5	12	
9	72.5	73.7	74.5	80.9	77.3	77.6	78.9	83.9	84.6	82.8	83.1	68.3	938.1	78.2	12	
10	80.3	80.1	73.8	72.6	82.3	83.2	79.4	86.7	80.2	90.0	74.3	79.9	962.8	80.2	12	
11	73.2	69.3	72.1	77.1	81.0	84.8	77.2	90.5	79.5	91.5	72.5	71.7	940.4	78.4	12	
12	76.4	77.1	73.4	82.1	67.0	76.6	72.2	75.4	76.2	78.4	79.2	77.6	911.6	76.0	12	
13	72.9	69.4	75.3	75.4	73.4	85.7	77.7	72.9	83.8	80.0	76.4	87.0	929.9	77.5	12	
14	76.7	77.1	79.2	83.0	81.8	85.3	73.6	79.2	84.0	88.8	78.5	84.1	971.3	80.9	12	
15	77.4	75.7	69.3	74.2	74.9	87.7	67.8	76.5	87.1	75.1	77.6	74.3	917.6	76.5	12	
16	65.5	82.8	77.2	80.0	81.4	73.5	76.3	81.1	72.3	77.7	76.3	81.9	926.0	77.2	12	
17	78.6	72.5	78.6	82.5	75.4	79.5	74.7	85.9	81.2	81.7	81.4	80.7	952.7	79.4	12	
18	83.0	70.2	77.7	77.1	83.8	77.1	74.0	85.4	88.9	82.6	78.3	77.8	955.9	79.7	12	
19	91.9	82.1	80.0	85.3	81.4	85.1	84.3	86.1	78.0	96.7	90.3	79.3	1020.5	85.0	12	
20	83.2	66.0	68.8	79.5	85.2	85.9	78.1	0.0	0.0	81.8	80.0	83.5	792.0	79.2	10	
21	86.3	83.5	75.9	93.8	82.0	84.5	87.2	88.2	93.4	86.4	0.0	0.0	861.2	86.1	10	
22	82.0	76.5	74.4	83.8	78.9	72.8	83.6	86.5	89.6	78.0	85.6	87.8	979.5	81.6	12	
23	90.5	87.3	91.1	76.8	81.8	73.6	78.4	79.9	79.7	89.9	81.0	87.9	997.9	83.2	12	
24	95.4	80.0	83.5	81.6	80.0	88.1	83.6	88.2	78.0	82.2	80.7	83.6	1004.9	83.7	12	
25	86.1	77.6	92.8	79.7	84.4	79.8	83.0	80.7	82.9	82.8	79.9	83.8	993.5	82.8	12	
26	80.8	88.8	86.5	80.0	78.4	77.6	79.2	75.7	83.3	74.9	84.0	81.8	971.0	80.9	12	
27	78.9	89.5	78.8	86.8	88.5	85.2	81.3	80.6	77.7	83.6	75.9	91.6	998.4	83.2	12	
28	78.8	80.1	79.8	86.7	88.2	82.1	71.3	82.7	84.6	85.0	77.1	81.0	977.4	81.4	12	
29	70.1	77.3	70.0	69.2	78.4	67.7	62.8	68.1	77.5	72.8	70.6	71.4	855.9	71.3	12	
30	70.7	69.4	76.4	79.2	64.6	74.6	65.2	56.2	58.9	65.2	66.6	57.6	804.6	67.0	12	
31	63.1	73.3	75.9	71.7	61.4	71.2	69.3	80.5	70.0	75.1	60.2	69.9	841.6	70.1	12	
SUM	2067.3	2072.7	2095.2	2130.1	2131.7	2161.2	2104.2	2126.8	2149.3	2176.9	2073.4	2089.9	25378.7	2114.8	27	78.3
MEAN	76.6	76.8	77.6	78.9	79.0	80.0	77.9	78.8	79.6	80.6	76.8	77.4	940.0		27	78.3
ALL														2441.6	31	78.8

TABLE 92

HUANCAYO AUGUST 1967

PRESSURE CORRECTED IONIZATION IN UNITS OF 0.1 PER CENT, +60, GMT

D	0-2	2-4	4-6	6-8	8-10	10-12	12-14	14-16	16-18	18-20	20-22	22-24	SUM	MEAN	B	MEAN
1	84.5	77.6	71.4	75.8	76.3	79.2	82.4	74.6	77.4	76.2	74.5	77.3	927.2	77.3	12	
2	77.6	74.5	73.8	69.8	75.3	83.4	86.8	80.8	78.3	86.0	78.5	88.5	953.3	79.4	12	
3	83.4	75.1	75.7	79.7	75.5	68.8	62.1	0.0	81.9	81.9	84.3	79.8	848.2	77.1	11	
4	80.5	67.7	83.0	83.1	77.7	63.0	80.2	80.1	80.0	79.3	68.7	68.2	911.5	76.0	12	
5	67.5	60.3	69.2	69.2	71.1	80.0	70.0	75.9	79.9	76.6	80.0	67.6	867.3	72.3	12	
6	69.7	68.4	65.3	58.2	64.4	0.0	0.0	0.0	0.0	78.9	67.6	64.0	536.5	67.1	8	
7	63.0	65.4	69.6	66.8	75.3	80.4	74.8	74.6	62.6	67.9	73.0	61.5	834.9	69.6	12	
8	67.9	69.1	66.0	66.5	71.1	68.9	74.7	63.3	70.3	75.4	64.0	69.8	827.0	68.9	12	
9	72.0	70.8	71.7	83.9	81.8	74.1	78.7	71.2	74.2	68.2	69.7	65.5	881.8	73.5	12	
10	76.9	71.5	68.7	67.9	72.6	67.7	72.4	80.3	73.5	74.4	83.0	70.0	878.9	73.2	12	
11	75.0	69.7	74.5	74.1	74.0	71.2	72.4	64.3	76.4	73.9	71.0	70.0	866.5	72.2	12	
12	62.5	59.7	70.0	72.8	69.2	75.0	76.8	82.0	73.4	79.5	75.8	63.2	859.9	71.7	12	
13	71.9	70.3	63.9	74.5	73.2	85.0	72.6	79.6	67.1	75.5	77.4	77.1	888.1	74.0	12	
14	72.4	80.8	80.2	85.4	79.6	81.5	72.4	77.2	83.0	75.9	86.6	82.9	957.9	79.8	12	
15	83.2	77.9	81.7	79.3	73.5	74.3	75.2	79.5	80.1	83.1	79.8	88.6	956.2	79.7	12	
16	77.3	72.8	82.6	0.0	0.0	0.0	0.0	0.0	0.0	0.0	0.0	0.0	232.7	77.6	3	
17	74.5	64.7	72.4	69.0	81.5	76.2	84.7	69.0	81.7	87.7	76.0	68.4	925.8	77.1	12	
18	62.0	72.7	66.2	68.0	82.6	71.0	71.3	71.8	58.6	71.5	79.6	91.6	866.9	72.2	12	
19	71.2	71.0	71.8	74.7	73.8	70.9	71.2	85.4	79.5	81.4	71.1	75.9	897.9	74.8	12	
20	76.1	70.1	74.7	74.9	81.8	80.2	73.6	76.7	75.5	77.6	81.1	87.1	929.4	77.4	12	
21	77.8	76.8	69.9	79.0	69.7	74.6	81.0	87.7	79.4	88.6	70.7	82.7	937.9	78.2	12	
22	76.3	73.0	78.8	67.3	75.2	73.8	82.6	74.7	83.3	84.4	79.6	71.6	920.6	76.7	12	
23	65.3	69.8	88.3	73.2	74.6	69.9	86.8	0.0	0.0	0.0	0.0	74.3	602.2	75.3	8	
24	71.8	78.0	78.0	72.8	75.4	76.1	79.1	74.6	84.0	84.0	80.3	80.0	934.1	77.8	12	
25	69.6	67.0	63.6	72.8	78.9	74.7	76.8	76.8	74.0	87.0	69.3	72.9	883.4	73.6	12	
26	75.0	68.5	65.5	64.3	69.0	66.8	63.7	70.5	56.0	78.1	68.5	75.2	821.1	68.4	12	
27	65.5	82.1	73.5	66.4	80.3	66.7	73.8	60.1	73.5	73.1	67.8	75.3	858.1	71.5	12	
28	74.8	63.7	73.6	78.7	80.1	65.5	73.1	68.1	71.5	81.6	63.7	74.6	869.0	72.4	12	
29	73.2	75.8	75.2	70.7	79.5	74.6	73.4	74.5	71.7	79.8	69.2	77.7	895.3	74.6	12	
30	75.5	75.0	77.4	78.5	77.8	78.4	77.8	78.7	84.4	81.8	85.2	71.9	942.4	78.5	12	
31	70.8	68.1	79.6	92.0	79.3	75.4	76.1	90.6	85.2	75.0	75.6	81.1	948.8	79.1	12	
SUM	1969.0	1941.8	1963.9	1998.2	2055.6	2008.6	2047.6	2042.6	2034.5	2123.5	2019.7	2036.2	24241.2	2019.9	27	74.8
MEAN	72.9	71.9	72.7	74.0	76.1	74.4	75.8	75.7	75.4	78.6	74.8	75.4	897.7		27	74.8
ALL														2317.0	31	74.7

TABLE 93

HUANCAYO SEPTEMBER 1967

PRESSURE CORRECTED IONIZATION IN UNITS OF 0.1 PER CENT, +60, GMT

D	0-2	2-4	4-6	6-8	8-10	10-12	12-14	14-16	16-18	18-20	20-22	22-24	SUM	MEAN	B	MEAN
1	75.5	80.5	74.4	75.9	75.8	73.4	75.5	72.7	75.1	78.9	77.9	81.9	917.5	76.5	12	
2	72.4	60.8	76.7	63.2	81.5	70.6	73.4	73.2	86.2	68.7	72.8	64.3	863.8	72.0	12	
3	77.2	69.8	72.6	73.2	81.8	72.4	79.0	74.0	72.4	83.7	75.5	65.1	896.7	74.7	12	
4	66.3	72.3	74.8	80.2	68.7	77.8	0.0	0.0	0.0	0.0	0.0	0.0	440.1	73.3	6	
5																
6																
7																
8	70.6	69.9	66.7	63.2	71.6	77.8	77.0	70.5	78.0	69.8	76.8	0.0	791.9	72.0	11	
9	71.2	76.2	67.1	66.2	78.4	75.9	77.4	74.4	66.9	75.7	76.4	73.0	878.8	73.2	12	
10	78.8	79.6	74.9	76.7	76.8	84.2	80.8	76.8	84.2	89.5	80.1	76.1	958.5	79.9	12	
11	70.7	70.6	78.8	67.2	72.4	69.8	73.6	0.0	0.0	85.0	75.2	82.0	745.3	74.5	10	
12	83.2	72.5	73.0	78.5	79.9	76.6	85.5	68.5	77.4	80.3	79.3	72.8	927.5	77.3	12	
13	63.7	84.5	76.0	78.0	75.0	84.8	73.8	69.2	85.0	86.5	85.7	70.9	933.1	77.8	12	
14	81.8	78.2	70.8	71.3	75.7	73.8	62.7	80.7	72.9	77.3	83.9	79.7	908.8	75.7	12	
15	81.2	68.7	73.5	66.8	77.2	77.8	69.5	77.5	78.0	79.2	78.7	76.7	904.8	75.4	12	
16	80.5	77.7	64.6	76.9	78.7	74.3	80.0	69.8	85.8	78.9	71.2	71.3	909.7	75.8	12	
17	80.1	67.4	76.0	70.6	92.0	68.2	76.9	75.2	85.5	72.8	78.4	68.9	912.0	76.0	12	
18	75.5	74.7	65.7	75.8	78.5	77.4	81.2	66.4	77.0	74.6	79.3	71.8	897.9	74.8	12	
19	73.8	79.7	80.5	81.2	78.7	79.8	77.0	69.8	78.6	70.4	78.7	74.5	922.7	76.9	12	
20	60.2	69.5	66.7	72.0	65.4	63.6	71.6	59.2	70.9	71.9	77.2	71.8	820.0	68.3	12	
21	71.2	66.8	66.2	63.2	70.3	69.7	70.7	0.0	0.0	71.5	73.4	73.5	696.5	69.6	10	
22	63.3	67.7	61.3	69.7	77.7	73.2	75.7	75.5	76.4	69.5	78.7	77.5	866.2	72.2	12	
23	65.9	71.3	68.6	74.8	67.4	69.0	75.4	72.1	84.3	75.6	78.9	77.5	880.8	73.4	12	
24	67.2	68.0	76.4	64.5	68.9	65.3	66.9	69.6	67.3	77.5	75.2	75.9	842.7	70.2	12	
25	59.6	75.8	72.8	71.2	72.9	79.8	71.4	67.9	66.1	79.1	65.2	63.7	845.5	70.5	12	
26	70.7	68.7	72.3	69.5	69.2	69.3	71.2	79.0	70.0	81.3	73.8	75.0	870.0	72.5	12	
27	72.4	74.4	77.5	77.2	65.9	77.9	72.1	86.3	74.4	81.5	88.2	81.7	929.5	77.5	12	
28	70.6	75.7	71.3	82.6	81.8	81.5	85.2	86.7	72.5	78.7	89.0	81.3	956.9	79.7	12	
29	80.5	72.2	73.5	86.3	87.0	80.2	80.3	74.2	69.2	83.6	87.7	72.9	947.6	79.0	12	
30	74.9	73.1	67.6	72.0	77.2	80.1	75.1	74.0	70.5	82.3	70.1	75.7	892.6	74.4	12	
SUM	1680.2	1686.7	1653.8	1694.1	1763.4	1729.1	1737.6	1692.7	1746.6	1797.5	1801.9	1700.0	20683.6	1723.7	23	74.9
MEAN	73.1	73.3	71.9	73.7	76.7	75.2	75.5	73.6	75.9	78.2	78.3	73.9	899.3		23	74.9
ALL														2013.1	27	74.6

TABLE 94

HUANCAYO OCTOBER 1967

PRESSURE CORRECTED IONIZATION IN UNITS OF 0.1 PER CENT, +60, GMT

D	0-2	2-4	4-6	6-8	8-10	10-12	12-14	14-16	16-18	18-20	20-22	22-24	SUM	MEAN	B	MEAN
1	67.2	78.4	66.9	86.7	67.4	82.1	74.1	76.3	81.7	70.8	75.8	72.8	900.2	75.0	12	
2	77.0	75.1	65.3	79.3	66.6	73.9	77.4	69.0	72.3	74.9	84.7	0.0	815.5	74.1	11	
3	61.9	72.4	73.9	77.6	73.0	80.2	84.2	81.8	76.5	80.1	81.2	84.0	926.8	77.2	12	
4	63.6	75.2	76.6	79.9	74.6	69.9	68.8	80.0	82.2	79.8	77.1	83.1	910.8	75.9	12	
5	69.1	63.3	73.0	66.4	74.5	72.8	76.5	0.0	74.3	69.9	79.0	62.1	780.9	71.0	11	
6	77.2	69.6	65.0	70.6	64.7	61.6	64.0	81.0	78.0	79.9	67.2	73.2	852.0	71.0	12	
7	71.0	66.9	57.5	66.5	65.2	83.8	76.4	75.9	78.0	76.3	73.9	88.7	880.1	73.3	12	
8	63.3	64.7	62.9	65.3	68.2	71.8	74.3	80.3	76.3	74.4	72.8	72.8	847.1	70.6	12	
9	72.0	69.3	70.0	78.1	88.8	73.2	77.6	80.6	81.2	73.3	74.1	67.6	905.8	75.5	12	
10	69.4	70.4	86.2	76.8	70.7	77.2	75.6	77.5	72.6	73.5	78.0	73.2	901.1	75.1	12	
11	71.4	73.3	76.8	69.8	65.5	73.7	73.0	78.8	73.6	74.5	72.2	72.4	875.0	72.9	12	
12	70.9	71.6	75.1	69.0	76.2	64.8	83.5	65.7	76.0	78.5	69.2	72.0	872.5	72.7	12	
13	66.0	76.5	73.9	78.1	75.4	84.5	68.4	66.7	77.6	73.0	73.1	75.3	888.5	74.0	12	
14	68.9	78.7	79.4	66.3	78.0	76.3	71.1	74.5	77.8	72.8	86.9	76.2	906.9	75.6	12	
15	81.3	77.7	68.2	74.2	76.3	67.5	64.5	68.2	70.5	71.4	77.5	74.9	872.2	72.7	12	
16	73.9	75.1	70.4	0.0	0.0	0.0	0.0	0.0	0.0	64.1	77.8	71.0	432.3	72.0	6	
17	72.4	69.7	66.9	75.0	75.1	68.0	72.9	0.0	0.0	0.0	76.7	73.0	649.7	72.2	9	
18	75.2	70.1	75.4	65.8	77.8	65.4	79.3	71.5	74.4	77.7	73.8	73.1	879.5	73.3	12	
19	81.3	75.2	63.7	68.0	76.9	78.8	78.4	79.9	82.2	76.9	75.1	72.5	908.9	75.7	12	
20	73.4	77.4	74.8	81.4	74.6	85.5	79.0	71.3	78.0	87.1	84.2	78.6	945.3	78.8	12	
21	69.8	69.7	68.8	79.2	77.8	80.8	75.5	84.2	69.8	82.8	83.1	73.7	915.2	76.3	12	
22	76.0	77.6	75.3	73.2	82.2	76.1	73.5	80.1	77.7	87.5	77.9	73.2	930.3	77.5	12	
23	69.9	76.4	77.1	74.2	68.3	74.5	0.0	0.0	0.0	0.0	0.0	0.0	440.4	73.4	6	
24	0.0	0.0	0.0	0.0	0.0	0.0	0.0	79.7	74.8	87.1	80.8	76.1	398.5	79.7	5	
25	79.5	78.4	77.9	88.2	80.1	70.5	66.5	71.1	86.3	86.5	75.5	74.7	935.2	77.9	12	
26	80.5	72.1	71.4	88.9	80.5	82.8	82.9	0.0	80.0	77.6	81.9	82.8	881.4	80.1	11	
27	78.2	83.4	83.9	81.8	77.9	73.4	77.1	0.0	79.7	67.4	72.2	0.0	775.0	77.5	10	
28	0.0	0.0	0.0	0.0	0.0	0.0	0.0	0.0	0.0	0.0	72.2	66.6	138.8	69.4	2	
29	67.3	67.0	0.0	0.0	0.0	0.0	0.0	0.0	0.0	0.0	0.0	0.0	134.3	67.1	2	
30	63.3	53.0	56.5	62.6	57.1	69.3	67.5	66.2	63.6	65.2	71.2	61.2	756.7	63.1	12	
31	60.1	66.9	69.4	63.1	72.2	68.0	69.1	67.1	68.8	68.8	74.4	65.9	813.8	67.8	12	
SUM	1482.7	1513.0	1494.2	1540.4	1542.7	1561.0	1544.3	1578.7	1602.8	1610.8	1594.2	1559.1	18623.9	1551.9	21	73.9
MEAN	70.6	72.0	71.2	73.4	73.5	74.3	73.5	75.2	76.3	76.7	75.9	74.2	886.8		21	73.9
ALL														2288.4	31	73.8

HUANCAYO NOVEMBER 1967

TABLE 95 PRESSURE CORRECTED IONIZATION IN UNITS OF 0.1 PER CENT, +60, GMT

D	0-2	2-4	4-6	6-8	8-10	10-12	12-14	14-16	16-18	18-20	20-22	22-24	SUM	MEAN	B	MEAN
1	68.7	60.2	68.7	69.3	69.5	69.9	68.4	74.0	70.7	82.6	69.0	66.0	837.0	69.7	12	
2	63.7	69.7	75.3	76.3	72.0	70.1	70.2	77.4	71.7	75.4	70.8	78.6	871.2	72.6	12	
3	73.1	68.1	70.2	66.7	63.7	73.6	55.7	70.0	89.5	75.0	74.9	76.0	856.5	71.4	12	
4																
5	69.2	73.2	80.5	77.7	75.7	69.4	68.1	76.6	72.2	71.4	76.1	84.8	894.9	74.6	12	
6	82.8	75.7	74.7	70.2	67.6	72.1	0.0	0.0	0.0	0.0	77.7	75.6	596.4	74.5	8	
7	67.4	79.4	73.7	68.4	66.4	58.8	77.9	71.2	80.7	80.9	65.9	74.8	865.5	72.1	12	
8	72.1	77.2	63.0	65.7	73.7	64.0	53.7	80.5	73.9	76.9	76.7	78.3	855.7	71.3	12	
9	74.2	59.2	72.2	69.9	68.5	69.9	72.0	66.2	79.0	68.2	73.2	72.7	845.2	70.4	12	
10	64.7	66.4	75.2	78.0	77.5	70.0	73.5	84.2	84.6	79.3	82.1	71.1	906.6	75.5	12	
11	69.9	65.3	64.7	65.8	68.8	69.0	82.9	74.4	76.7	70.3	81.1	76.7	865.6	72.1	12	
12	75.5	68.4	65.9	70.4	79.4	79.7	84.7	72.5	71.0	78.0	78.5	79.6	903.6	75.3	12	
13	70.8	63.6	79.2	74.5	71.5	80.2	72.0	69.4	73.0	75.4	60.4	74.4	864.4	72.0	12	
14	75.7	76.2	80.1	83.9	72.2	77.9	69.6	71.1	68.6	72.7	77.0	78.5	903.5	75.3	12	
15	83.3	75.8	80.4	72.1	72.8	68.9	73.8	66.7	70.3	76.7	82.7	82.6	906.1	75.5	12	
16	70.6	70.5	71.7	67.6	72.5	74.8	82.4	69.5	68.3	73.4	82.0	75.7	879.0	73.2	12	
17	71.3	68.8	81.3	67.5	69.1	77.2	76.0	72.2	82.7	89.1	72.4	82.0	909.6	75.8	12	
18	68.9	79.7	80.6	76.9	77.4	71.5	74.9	83.6	78.8	68.4	78.9	96.2	935.8	78.0	12	
19	80.8	81.3	80.1	75.8	78.8	80.6	89.5	76.1	83.9	71.9	88.6	82.9	970.3	80.9	12	
20	78.2	75.9	77.7	80.9	79.0	77.6	80.9	0.0	0.0	0.0	86.4	72.9	709.5	78.8	9	
21	78.8	76.5	84.7	78.0	72.2	77.2	77.8	80.5	94.3	82.2	88.0	86.0	976.2	81.3	12	
22	84.7	77.3	80.5	77.5	86.7	70.6	71.0	78.7	73.4	82.1	72.7	71.6	926.8	77.2	12	
23	76.0	75.4	85.5	79.0	75.0	73.5	62.7	90.3	75.3	76.9	77.5	81.7	928.8	77.4	12	
24	76.5	77.4	79.7	77.5	79.7	84.2	72.7	75.0	74.4	69.5	74.2	86.9	927.7	77.3	12	
25	64.2	72.4	66.4	63.9	71.3	75.9	73.6	79.6	73.2	68.5	67.1	75.8	851.9	71.0	12	
26	0.0	0.0	0.0	0.0	0.0	0.0	71.9	74.6	75.9	77.5	82.1	66.8	448.8	74.8	6	
27	76.1	71.7	68.7	72.4	79.6	69.9	74.0	69.1	73.1	74.6	68.5	69.0	866.7	72.2	12	
28	65.5	72.1	73.1	72.3	76.9	77.3	69.6	79.9	78.0	78.2	70.4	68.1	881.4	73.4	12	
29	70.1	61.7	77.5	69.8	72.8	70.1	62.5	60.7	69.4	68.4	75.6	78.3	836.9	69.7	12	
30	69.2	69.6	67.4	70.6	66.8	75.8	63.5	65.2	77.0	70.1	75.6	65.0	835.8	69.6	12	
SUM	1881.0	1857.1	1946.3	1887.5	1910.5	1900.0	1872.7	1934.6	1983.7	1956.1	1959.9	2013.3	23102.7	1924.8	26	74.0
MEAN	72.3	71.4	74.9	72.6	73.5	73.1	72.0	74.4	76.3	75.2	75.4	77.4	888.5		26	74.0
ALL														2152.9	29	74.2

HUANCAYO DECEMBER 1967

TABLE 96

PRESSURE CORRECTED IONIZATION IN UNITS OF 0.1 PER CENT, +60, GMT

D	0-2	2-4	4-6	6-8	8-10	10-12	12-14	14-16	16-18	18-20	20-22	22-24	SUM	MEAN	B	MEAN
1	64.4	59.4	67.2	71.2	67.9	69.4	79.1	69.0	72.3	79.3	78.7	76.3	854.2	71.2	12	
2	75.0	72.0	67.7	82.9	67.8	81.8	75.3	78.5	73.5	83.0	76.9	72.0	906.4	75.5	12	
3	68.3	65.0	66.2	76.0	72.7	74.3	75.1	83.0	71.4	74.2	69.6	68.4	864.2	72.0	12	
4	60.7	64.4	75.6	73.8	69.7	70.0	74.8	0.0	0.0	72.0	83.0	80.0	724.0	72.4	10	
5	68.0	68.5	76.6	65.2	61.9	59.9	72.6	68.0	80.5	83.4	67.8	73.5	845.9	70.5	12	
6	66.5	66.5	66.3	70.0	76.3	71.1	62.3	65.5	71.8	85.3	66.7	65.4	833.7	69.5	12	
7	65.9	67.4	69.5	64.4	77.6	66.5	70.0	72.2	74.9	72.8	70.7	77.8	850.7	70.9	12	
8	70.6	74.4	69.3	76.6	73.8	66.3	66.0	62.0	71.4	75.3	67.2	68.6	841.5	70.1	12	
9	59.4	66.0	59.7	65.8	65.9	57.2	69.5	79.2	74.0	71.0	72.1	72.4	812.2	67.7	12	
10	66.1	73.1	73.0	71.2	80.7	67.4	73.9	72.6	66.8	83.2	78.5	66.0	872.5	72.7	12	
11	65.8	71.7	68.2	73.6	70.0	67.5	70.1	69.1	77.1	67.7	67.3	81.7	849.8	70.8	12	
12	66.8	66.5	77.2	77.5	64.0	67.0	59.7	86.1	77.7	76.6	84.9	73.3	877.3	73.1	12	
13	63.6	67.4	68.2	72.7	70.9	65.3	65.9	0.0	0.0	72.6	75.6	79.8	702.0	70.2	10	
14	66.3	70.2	62.4	68.9	75.0	65.9	70.9	0.0	72.8	80.7	68.8	79.0	780.9	71.0	11	
15	70.7	81.3	84.1	82.7	90.6	71.1	75.8	86.8	79.2	78.4	77.6	76.2	954.5	79.5	12	
16	68.5	73.2	67.8	70.5	80.9	69.8	70.0	66.8	70.7	80.9	71.9	64.0	855.0	71.2	12	
17	69.9	68.1	80.4	64.8	77.0	81.4	77.2	65.3	75.7	69.7	66.2	68.9	864.6	72.0	12	
18	69.1	75.7	75.7	78.4	74.1	72.5	67.5	0.0	71.9	74.4	69.5	65.0	793.8	72.2	11	
19	61.2	59.5	60.4	65.8	57.9	63.1	71.9	67.4	68.2	72.3	77.4	75.3	800.4	66.7	12	
20	62.3	65.6	65.5	65.7	72.4	66.0	76.3	73.8	80.3	72.3	75.1	68.0	843.3	70.3	12	
21	74.4	59.7	62.3	72.6	76.8	61.4	69.0	70.7	72.0	72.3	70.9	76.4	838.5	69.9	12	
22	67.2	66.8	72.9	68.0	73.2	67.8	59.6	61.2	74.0	73.6	67.5	66.0	817.8	68.1	12	
23	87.4	64.2	60.3	65.3	76.1	77.5	67.1	71.3	77.9	82.6	86.1	82.6	898.4	74.9	12	
24	67.2	73.5	72.9	71.8	90.2	65.8	69.2	72.2	83.3	87.7	82.7	76.1	912.6	76.0	12	
25	77.6	65.1	75.4	83.0	70.7	69.5	73.3	74.5	78.0	80.1	83.8	81.4	913.4	76.1	12	
26	75.1	80.1	75.5	79.1	66.6	65.0	72.9	0.0	79.0	83.8	86.5	74.1	837.7	76.2	11	
27	75.6	73.0	79.8	80.0	81.9	72.1	77.5	73.5	80.2	88.1	72.6	81.7	936.0	78.0	12	
28	72.8	65.5	72.0	69.3	71.7	67.2	73.1	70.9	77.7	70.7	80.9	85.1	876.9	73.1	12	
29	79.5	69.9	75.4	69.2	84.1	68.8	77.8	74.0	84.9	80.8	81.9	76.1	922.4	76.9	12	
30	71.7	68.4	61.8	60.6	66.8	63.9	63.8	66.3	68.4	64.6	69.2	70.2	795.7	66.3	12	
31	62.4	56.7	65.2	73.4	66.4	75.3	70.6	83.2	74.2	75.7	73.1	66.5	842.7	70.2	12	
SUM	1806.2	1762.0	1817.1	1857.1	1915.3	1789.1	1845.8	1883.1	1956.1	2001.6	1937.3	1909.9	22480.6	1873.2	26	72.0
MEAN	69.5	67.8	69.9	71.4	73.7	68.8	71.0	72.4	75.2	77.0	74.5	73.5	864.7		26	72.1
ALL														2235.2	31	72.1

HUANCAYO JANUARY 1968

TABLE 97 PRESSURE CORRECTED IONIZATION IN UNITS OF 0.1 PER CENT, +60, GMT

D	0-2	2-4	4-6	6-8	8-10	10-12	12-14	14-16	16-18	18-20	20-22	22-24	SUM	MEAN	B	MEAN
1	73.1	65.6	63.6	65.2	73.0	81.0	75.3	76.5	74.7	82.1	81.3	88.2	899.6	75.0	12	
2	63.8	66.7	79.0	68.8	70.3	78.5	68.5	0.0	70.9	75.7	68.9	68.9	780.0	70.9	11	
3	71.7	64.9	66.9	66.3	76.5	73.0	67.7	80.2	72.8	77.0	0.0	0.0	717.0	71.7	10	
4	0.0	69.5	62.4	77.1	78.8	76.0	67.8	73.8	74.1	76.7	79.8	78.8	814.8	74.1	11	
5	76.5	80.9	68.6	73.5	85.0	66.5	73.3	75.5	76.2	75.8	73.7	80.3	905.8	75.5	12	
6	66.5	75.2	71.6	72.6	66.8	71.4	74.7	70.5	67.2	74.2	75.5	67.1	853.3	71.1	12	
7	72.5	68.8	66.7	75.7	69.2	73.5	75.2	64.3	76.3	86.7	77.0	71.5	877.4	73.1	12	
8	63.5	72.6	69.7	70.2	74.8	76.5	68.7	84.3	70.7	82.8	75.1	80.7	889.6	74.1	12	
9	73.1	61.9	79.5	70.8	85.7	72.7	72.3	0.0	82.5	83.0	70.4	81.5	833.4	75.8	11	
10	75.4	77.3	80.0	84.0	77.7	72.4	82.5	82.5	81.4	91.5	82.0	76.7	963.4	80.3	12	
11	77.4	75.0	80.5	76.5	70.8	78.0	81.3	88.4	81.0	82.8	85.1	82.2	959.0	79.9	12	
12	71.6	71.6	75.7	78.0	76.0	78.6	77.6	81.0	79.9	70.4	81.1	74.2	915.7	76.3	12	
13	68.0	77.2	63.6	75.0	72.0	66.7	76.8	79.4	69.5	78.7	75.5	77.0	879.4	73.3	12	
14	71.0	73.3	77.4	75.8	81.1	78.8	80.1	68.2	72.0	78.8	70.7	74.6	901.8	75.1	12	
15	74.2	67.8	70.6	79.6	85.5	73.2	69.3	79.5	78.1	77.7	73.6	73.8	902.9	75.2	12	
16	78.7	67.8	74.7	74.5	79.4	77.0	91.2	0.0	75.3	89.0	76.4	80.9	864.9	78.6	11	
17	78.8	76.7	80.8	75.7	78.6	79.1	65.5	80.0	79.7	73.4	74.1	89.4	931.8	77.6	12	
18	84.4	74.5	75.9	73.3	72.0	77.3	75.7	83.7	74.6	76.6	79.8	74.5	922.3	76.9	12	
19	65.5	76.8	69.2	81.5	76.3	64.7	74.5	81.0	85.8	73.9	78.9	90.6	918.7	76.6	12	
20	71.2	73.7	65.0	75.9	76.0	73.3	69.9	80.2	75.8	91.4	81.3	84.1	917.8	76.5	12	
21	72.7	77.1	71.1	78.5	75.1	66.0	78.8	74.7	81.6	74.4	84.9	85.9	920.8	76.7	12	
22	78.7	84.4	65.5	66.1	70.5	71.4	73.3	79.9	76.9	82.9	85.4	76.7	911.7	76.0	12	
23	71.7	77.3	74.6	74.2	62.5	79.2	64.7	0.0	67.9	83.6	80.3	70.8	806.8	73.3	11	
24	76.8	78.6	72.7	72.3	77.5	70.1	68.7	71.9	79.5	80.2	75.9	83.4	907.6	75.6	12	
25	67.5	77.6	68.7	72.3	78.2	73.3	77.7	71.3	81.0	76.1	85.7	77.5	906.9	75.6	12	
26	75.0	58.3	70.7	59.8	47.8	51.8	69.6	75.2	84.9	80.4	82.3	59.7	815.5	68.0	12	
27	52.0	50.7	46.6	51.9	55.0	64.6	60.2	72.0	65.1	61.7	60.5	70.6	710.9	59.2	12	
28	68.4	63.9	57.1	64.6	75.4	74.7	59.6	66.9	59.5	73.6	73.3	76.9	813.9	67.8	12	
29	66.7	71.5	68.1	71.2	73.2	66.3	71.5	69.0	66.0	78.3	81.3	70.9	854.0	71.2	12	
30	69.8	65.1	70.4	63.5	68.5	75.8	71.2	0.0	73.3	80.4	68.6	72.2	778.8	70.8	11	
31	69.4	60.8	65.7	61.8	71.3	51.6	70.8	72.8	57.8	68.3	79.5	59.1	788.9	65.7	12	
SUM	1716.8	1729.9	1665.1	1731.0	1758.8	1700.8	1750.6	1828.7	1795.2	1872.7	1873.5	1845.6	21268.7	1772.3	24	73.8
MEAN	71.5	72.1	69.4	72.1	73.3	70.9	72.9	76.2	74.8	78.0	78.1	76.9	886.2		24	73.8
ALL														2287.5	31	73.8

HUANCAYO FEBRUARY 1968

TABLE 98 PRESSURE CORRECTED IONIZATION IN UNITS OF 0.1 PER CENT, +60, GMT

D	0-2	2-4	4-6	6-8	8-10	10-12	12-14	14-16	16-18	18-20	20-22	22-24	SUM	MEAN	B	MEAN
1	64.1	69.5	66.9	72.7	65.3	69.9	63.2	66.2	76.7	56.1	53.6	64.1	788.3	65.7	12	
2	55.6	57.1	60.5	62.0	60.7	63.2	63.3	59.3	70.1	56.9	63.0	61.6	733.3	61.1	12	
3	65.3	56.2	69.8	75.7	82.5	66.8	66.0	59.0	62.6	59.6	65.5	62.9	791.9	66.0	12	
4	72.4	60.4	69.4	71.2	64.9	72.4	77.3	67.3	70.3	67.1	69.8	66.3	828.8	69.1	12	
5	58.5	70.2	64.3	65.3	71.2	66.4	73.4	72.7	65.8	69.0	65.4	63.3	805.5	67.1	12	
6	69.6	77.6	72.2	80.0	71.9	68.0	0.0	0.0	0.0	74.7	69.1	75.8	658.9	73.2	9	
7	63.0	65.8	71.9	73.0	64.8	66.8	69.4	73.2	71.2	74.2	73.2	76.1	842.6	70.2	12	
8	60.4	76.5	71.3	74.9	77.3	78.7	72.7	64.3	61.8	84.3	72.6	77.6	872.4	72.7	12	
9	73.8	70.5	64.7	80.4	82.6	72.4	76.1	76.9	78.5	82.6	79.1	69.0	906.6	75.5	12	
10	75.9	74.7	70.9	79.7	81.1	77.7	81.2	83.0	85.9	76.0	66.5	75.1	927.7	77.3	12	
11	76.1	77.5	87.0	86.2	75.1	82.0	73.1	73.1	70.0	73.0	79.3	75.1	927.5	77.3	12	
12	72.9	71.0	72.9	76.7	77.0	69.6	78.3	69.7	71.1	65.0	74.3	65.5	864.0	72.0	12	
13	67.5	71.7	68.9	67.5	68.3	73.9	69.6	0.0	73.2	70.3	61.8	72.5	765.2	69.6	11	
14	65.3	63.9	65.0	55.2	70.6	65.1	66.0	62.2	58.1	64.6	70.8	66.4	773.2	64.4	12	
15	64.7	60.9	62.9	58.7	68.3	64.4	54.5	80.3	63.4	70.6	70.7	66.7	786.1	65.5	12	
16	65.6	62.6	54.6	61.2	59.4	58.7	60.9	67.0	73.0	64.9	82.9	64.9	775.7	64.6	12	
17	66.8	69.8	57.1	51.3	54.2	64.0	56.0	68.6	67.4	70.8	68.9	73.5	768.4	64.0	12	
18	61.5	52.2	60.7	67.0	59.1	64.7	66.1	65.8	74.4	79.3	71.0	75.9	797.7	66.5	12	
19	78.5	54.1	57.7	56.7	64.6	63.1	63.7	65.6	68.2	60.2	73.2	63.6	769.2	64.1	12	
20	64.3	70.3	65.7	62.0	66.6	52.7	54.6	0.0	74.6	75.7	66.4	55.1	708.0	64.4	11	
21	57.0	59.5	56.6	59.7	60.0	56.2	55.6	65.4	72.4	65.5	68.2	64.6	740.7	61.7	12	
22	52.7	56.3	61.6	67.7	64.9	64.5	55.5	71.8	61.4	61.4	72.0	69.7	759.5	63.3	12	
23	66.9	67.8	59.4	57.8	53.3	51.3	52.7	57.7	64.4	73.5	76.2	73.5	754.5	62.9	12	
24	63.3	62.9	55.8	63.4	65.6	53.3	57.1	67.0	61.4	65.3	65.3	66.5	746.9	62.2	12	
25	58.0	61.1	55.7	60.8	66.7	56.1	56.8	61.1	62.5	63.6	64.2	62.4	729.0	60.7	12	
26	65.5	68.4	59.5	62.4	50.4	65.6	71.3	54.2	67.3	63.2	69.0	61.2	758.0	63.2	12	
27	59.3	63.2	59.1	58.3	57.5	66.8	0.0	65.6	71.3	58.7	64.8	76.4	701.0	63.7	11	
28	73.9	66.3	65.1	70.9	68.5	72.8	76.6	70.8	68.8	74.4	74.3	70.9	853.3	71.1	12	
29	59.1	53.6	61.5	62.1	75.0	75.8	65.6	61.9	62.5	69.5	67.1	66.9	780.6	65.0	12	
SUM	1636.8	1608.8	1602.8	1672.7	1683.1	1661.5	1652.4	1684.1	1709.2	1710.6	1756.1	1703.3	20081.4	1673.2	25	66.9
MEAN	65.5	64.4	64.1	66.9	67.3	66.5	66.1	67.4	68.4	68.4	70.2	68.1	803.3		25	66.9
ALL														1944.1	29	67.0

HUANCAYO MARCH 1968

TABLE 99 PRESSURE CORRECTED IONIZATION IN UNITS OF 0.1 PER CENT, +60, GMT

D	0-2	2-4	4-6	6-8	8-10	10-12	12-14	14-16	16-18	18-20	20-22	22-24	SUM	MEAN	B	MEAN
1	66.0	61.2	65.9	66.5	70.6	68.2	0.0	0.0	0.0	0.0	0.0	0.0	398.4	66.4	6	
2	63.7	64.5	65.6	70.4	72.3	67.1	75.4	69.0	77.3	75.2	64.6	73.3	838.4	69.9	12	
3	65.8	69.2	67.4	77.5	76.2	63.4	62.3	76.4	75.6	72.3	75.2	76.4	857.7	71.5	12	
4	72.8	74.5	68.3	76.3	76.5	76.6	80.0	66.0	77.7	79.9	76.9	65.9	891.4	74.3	12	
5	62.7	67.3	70.5	80.0	76.5	70.0	0.0	0.0	0.0	66.5	67.8	69.1	630.4	70.0	9	
6	65.1	67.8	68.8	63.5	65.6	67.7	68.5	66.0	63.7	69.6	66.0	62.0	794.3	66.2	12	
7	60.8	63.2	73.0	67.6	65.8	62.7	66.1	71.2	67.2	74.2	83.5	77.5	832.8	69.4	12	
8	67.8	67.7	71.3	63.5	76.1	67.4	75.5	74.5	68.5	77.0	70.3	74.9	854.5	71.2	12	
9	76.3	71.2	79.5	65.4	76.2	66.5	62.3	72.7	73.7	78.3	71.7	91.2	885.0	73.7	12	
10	68.0	70.4	71.5	75.9	76.8	68.6	85.2	76.5	85.7	82.1	68.2	77.2	906.1	75.5	12	
11	67.1	60.7	61.7	60.7	71.3	66.9	57.6	62.1	70.5	80.6	77.1	74.6	810.9	67.6	12	
12	64.5	66.4	59.1	52.3	50.2	68.3	0.0	0.0	70.2	68.8	68.0	69.1	636.9	63.7	10	
13	51.8	64.3	63.2	57.5	72.3	60.7	63.8	62.5	72.3	60.6	66.1	67.6	762.7	63.6	12	
14	65.4	63.9	63.1	65.0	74.6	64.7	61.8	61.6	62.2	65.2	59.7	58.8	766.0	63.8	12	
15	70.3	57.5	58.2	58.7	61.8	70.1	0.0	0.0	0.0	64.1	68.5	71.8	581.0	64.6	9	
16	58.8	54.4	61.5	68.7	60.9	64.2	62.5	64.2	63.6	78.5	65.5	68.1	770.9	64.2	12	
17	63.1	52.2	53.6	52.4	49.1	55.7	61.1	60.7	57.1	72.2	73.8	73.3	724.3	60.4	12	
18	51.9	58.6	59.4	59.1	67.6	62.1	61.2	52.8	64.4	62.1	70.7	64.9	734.8	61.2	12	
19	58.3	53.1	51.2	61.1	65.1	52.2	47.5	58.2	65.1	67.8	57.2	64.7	701.5	58.5	12	
20	59.5	54.2	54.0	50.6	58.5	55.1	54.0	63.0	63.5	56.9	67.2	62.0	698.5	58.2	12	
21	61.8	43.5	56.5	54.2	55.6	58.4	57.7	0.0	0.0	0.0	0.0	0.0	387.7	55.4	7	
22																
23	58.8	51.2	75.8	60.7	71.8	71.6	70.0	58.7	74.5	85.5	78.5	70.5	827.6	69.0	12	
24	60.3	63.3	55.0	62.2	58.0	56.9	46.9	55.8	54.6	55.7	51.1	60.7	680.5	56.7	12	
25	54.3	56.6	61.1	53.1	66.2	59.7	62.8	60.0	74.7	62.7	62.5	64.2	737.9	61.5	12	
26	59.3	50.6	57.2	51.4	66.4	62.8	62.0	63.4	61.2	69.4	69.3	62.3	735.3	61.3	12	
27	53.6	55.7	63.5	68.4	56.3	64.0	53.9	63.5	59.3	63.5	67.0	61.5	730.2	60.8	12	
28	53.0	56.1	55.8	46.2	56.3	57.5	61.2	0.0	59.6	63.8	61.3	70.3	641.1	58.3	11	
29	59.0	61.2	68.7	57.7	58.6	61.7	65.6	59.5	62.2	61.1	61.0	61.5	737.8	61.5	12	
30	59.2	58.1	59.0	60.4	56.8	64.8	53.0	60.4	58.3	70.2	69.1	68.3	737.6	61.5	12	
31	63.0	50.5	66.7	60.0	68.1	68.9	64.1	51.0	63.0	67.2	67.8	69.9	760.2	63.3	12	
SUM	1483.7	1457.1	1540.1	1509.1	1607.1	1532.0	1523.1	1529.7	1615.9	1687.8	1640.0	1651.3	18776.9	1564.8	24	65.2
MEAN	61.8	60.7	64.2	62.9	67.0	63.8	63.5	63.7	67.3	70.3	68.3	68.8	782.3		24	65.2
ALL														1943.2	30	64.8

HUANCAYO APRIL 1968

TABLE 100 PRESSURE CORRECTED IONIZATION IN UNITS OF 0.1 PER CENT, +60, GMT

D	0-2	2-4	4-6	6-8	8-10	10-12	12-14	14-16	16-18	18-20	20-22	22-24	SUM	MEAN	B	MEAN
1	61.4	66.5	69.0	63.2	66.3	61.1	54.3	58.4	70.1	80.4	74.8	70.2	795.7	66.3	12	
2	64.7	64.4	58.5	64.7	57.1	67.3	57.6	63.2	61.1	79.9	80.7	74.0	793.2	66.1	12	
3	67.4	70.9	65.5	72.0	63.6	58.0	73.1	58.0	67.5	73.4	70.1	54.1	793.6	66.1	12	
4	63.1	61.2	61.1	63.0	63.4	60.3	60.8	0.0	0.0	72.6	64.2	74.4	644.1	64.4	10	
5	66.3	66.3	70.4	58.4	59.0	65.7	70.6	55.4	68.8	64.3	68.2	69.2	782.6	65.2	12	
6	57.2	62.2	63.0	68.5	69.3	61.1	54.6	61.4	73.3	71.1	69.2	61.8	772.7	64.4	12	
7	51.4	53.0	59.0	56.4	61.6	63.7	54.0	62.5	71.1	64.0	70.2	59.9	726.8	60.6	12	
8	52.5	57.8	54.1	54.0	55.7	65.3	60.6	63.2	64.0	54.5	61.3	56.0	709.0	59.1	12	
9	53.0	58.9	63.5	50.6	62.1	54.4	50.9	56.0	62.5	65.0	62.5	61.2	700.6	58.4	12	
10	56.5	55.7	54.4	60.2	57.6	58.8	51.5	58.0	61.1	49.8	57.9	59.4	680.9	56.7	12	
11	65.3	51.1	61.1	61.9	75.1	62.9	0.0	0.0	0.0	53.9	61.8	63.9	567.0	63.0	9	
12	66.2	69.0	66.3	66.1	62.8	56.7	62.7	58.0	62.4	65.2	70.4	68.5	774.3	64.5	12	
13	56.8	54.3	62.0	62.2	61.4	55.4	63.7	0.0	0.0	0.0	56.1	71.3	543.2	60.4	9	
14	63.4	66.7	57.1	67.2	69.4	63.0	74.9	63.7	61.0	80.0	72.4	67.9	806.7	67.2	12	
15	64.4	63.4	58.5	62.8	62.0	72.8	66.3	53.2	69.7	71.4	70.4	73.6	788.5	65.7	12	
16	77.9	64.4	52.9	59.3	53.5	59.3	69.2	64.5	73.0	74.4	75.1	67.4	790.9	65.9	12	
17	68.2	64.4	68.5	68.4	59.6	73.8	76.5	60.5	77.3	67.6	74.1	65.6	824.5	68.7	12	
18	63.2	58.8	62.5	65.5	72.0	56.3	69.0	0.0	0.0	69.6	64.8	68.8	650.5	65.0	10	
19	62.7	58.1	65.9	67.8	62.8	66.2	0.0	0.0	0.0	0.0	0.0	0.0	383.5	63.9	6	
20	71.2	64.9	61.8	62.0	70.3	58.7	67.1	69.4	73.6	71.1	75.0	62.8	807.9	67.3	12	
21	70.0	65.2	67.9	65.3	63.6	66.6	63.2	71.2	73.5	78.0	65.7	72.5	822.7	68.6	12	
22	63.5	62.4	70.3	67.4	69.3	69.7	74.0	68.9	75.3	77.3	84.5	71.1	853.7	71.1	12	
23	67.2	71.5	70.0	72.8	67.5	64.1	60.8	66.0	76.6	74.1	71.5	62.7	824.8	68.7	12	
24	64.0	57.5	67.6	73.2	65.4	62.3	61.9	70.4	79.3	84.7	72.7	76.7	835.7	69.6	12	
25	67.4	52.5	53.4	65.8	61.1	57.0	71.6	0.0	0.0	62.2	62.7	73.9	627.6	62.8	10	
26	74.0	60.5	71.6	61.3	57.4	67.0	65.4	61.0	66.0	68.4	71.7	65.3	789.6	65.8	12	
27	64.9	65.1	60.7	67.2	62.6	69.3	57.8	70.0	63.3	71.7	63.6	61.3	777.5	64.8	12	
28	69.8	64.6	70.0	69.1	66.1	58.5	66.7	61.3	66.2	63.3	70.3	67.0	792.9	66.1	12	
29	60.5	56.8	67.0	58.9	61.6	57.6	64.7	72.2	64.6	68.6	59.0	62.8	754.3	62.9	12	
30	58.1	68.5	58.6	64.0	64.7	60.8	65.0	79.0	64.2	71.4	74.3	73.1	801.7	66.8	12	
SUM	1533.7	1520.6	1526.2	1533.0	1508.1	1515.6	1523.4	1525.4	1645.5	1699.6	1685.6	1584.1	18800.8	1566.6	24	65.3
MEAN	63.9	63.4	63.6	63.9	62.8	63.1	63.5	63.6	68.6	70.8	70.2	66.0	783.4		24	65.3
ALL														1946.1	30	64.9

HUANCAYO MAY 1968

TABLE 101 PRESSURE CORRECTED IONIZATION IN UNITS OF 0.1 PER CENT, +60, GMT

D	0-2	2-4	4-6	6-8	8-10	10-12	12-14	14-16	16-18	18-20	20-22	22-24	SUM	MEAN	B	MEAN
1	56.7	61.1	63.5	56.1	69.5	60.0	66.0	68.3	67.2	63.5	72.8	71.9	776.6	64.7	12	
2	72.1	57.4	62.8	62.0	68.4	57.4	68.5	0.0	68.0	74.7	77.2	66.8	735.3	66.8	11	
3	62.6	67.1	60.1	62.2	74.4	69.5	62.6	66.6	68.2	69.2	62.8	70.3	795.6	66.3	12	
4	64.0	62.1	68.2	54.3	71.7	64.0	64.4	74.8	69.9	73.1	81.3	58.4	806.2	67.2	12	
5	55.8	66.8	67.0	64.7	63.8	68.6	63.7	68.4	59.6	63.6	69.3	75.0	786.3	65.5	12	
6	70.4	65.7	61.5	60.9	57.0	80.9	60.7	71.4	68.9	75.3	65.1	59.5	797.3	66.4	12	
7	69.5	67.0	64.3	70.6	65.6	67.8	58.0	68.7	68.7	61.2	64.3	68.1	793.8	66.1	12	
8	61.0	57.4	50.7	49.8	60.3	66.8	74.3	57.9	71.8	77.5	62.2	64.6	754.3	62.9	12	
9	67.3	57.5	65.8	62.0	76.2	70.3	68.8	0.0	70.7	67.0	65.3	66.3	737.2	67.0	11	
10	69.8	68.9	69.8	71.9	77.5	69.6	63.2	75.8	65.1	70.2	72.0	57.1	830.9	69.2	12	
11	64.9	63.2	59.3	50.2	54.8	63.1	60.7	65.8	72.9	73.0	76.2	74.4	778.5	64.9	12	
12	63.0	56.0	63.2	59.4	55.6	60.9	65.5	64.2	60.2	64.2	67.1	66.4	745.7	62.1	12	
13	53.1	56.0	53.7	64.1	47.0	61.0	55.8	67.5	67.4	69.2	65.9	71.6	732.3	61.0	12	
14	56.2	55.0	52.3	58.3	52.2	63.9	64.1	59.9	62.4	62.0	63.0	66.0	715.3	59.6	12	
15	58.9	67.0	62.5	63.1	50.9	77.5	56.6	60.3	75.5	64.6	62.0	61.2	760.1	63.3	12	
16	59.3	52.1	65.7	65.8	65.5	60.2	62.0	0.0	72.9	74.0	67.3	66.0	710.8	64.6	11	
17	64.4	60.2	60.6	61.1	52.2	61.5	63.5	52.4	61.7	69.9	64.6	63.2	735.3	61.3	12	
18	65.8	56.4	63.0	57.8	71.2	65.3	58.1	64.0	66.6	72.6	64.5	63.1	768.4	64.0	12	
19	54.0	62.6	60.2	59.4	59.8	56.0	55.1	66.2	67.0	65.1	69.6	56.1	731.1	60.9	12	
20	56.3	64.7	50.8	60.7	67.5	59.9	64.8	62.7	73.4	60.0	66.8	69.1	756.7	63.1	12	
21	63.6	80.3	60.8	68.2	51.9	52.6	68.5	53.0	62.2	64.9	62.8	63.5	752.3	62.7	12	
22	55.3	57.1	70.0	67.0	60.2	56.8	54.8	67.5	60.7	59.3	61.1	56.3	726.1	60.5	12	
23	57.6	52.1	53.6	58.7	64.3	50.8	60.7	0.0	0.0	69.0	62.8	67.2	596.8	59.7	10	
24	48.5	44.0	51.6	55.0	54.7	62.9	58.3	57.5	57.0	69.7	58.6	59.2	677.0	56.4	12	
25	60.3	52.2	56.5	63.9	51.6	55.7	57.9	58.9	65.9	71.9	54.8	55.1	704.7	58.7	12	
26	66.7	73.7	55.3	56.3	60.2	67.6	67.1	66.1	67.3	72.4	0.0	67.1	719.8	65.4	11	
27	56.9	58.8	56.0	68.8	67.3	71.6	69.7	74.3	69.7	76.2	63.9	76.6	809.8	67.5	12	
28	67.4	65.9	58.7	61.4	65.4	64.5	66.9	66.5	66.7	70.5	65.5	71.6	791.0	65.9	12	
29	70.7	64.3	69.9	64.6	64.9	62.7	57.3	58.4	63.5	61.0	57.8	58.8	753.9	62.8	12	
30	62.6	61.7	55.6	60.0	59.0	61.1	59.5	0.0	58.8	67.5	70.0	61.6	677.4	61.6	11	
31	65.1	54.9	51.2	58.6	65.3	56.9	52.5	0.0	0.0	0.0	0.0	0.0	404.5	57.8	7	
SUM	1469.1	1479.8	1454.2	1473.5	1467.0	1543.1	1490.5	1551.0	1592.2	1627.7	1574.0	1557.1	18279.2	1523.0	24	63.5
MEAN	61.2	61.7	60.6	61.4	61.1	64.3	62.1	64.6	66.3	67.8	65.6	64.9	761.6		24	63.5
ALL														1965.9	31	63.4

TABLE 102

HUANCAYO JUNE 1968

PRESSURE CORRECTED IONIZATION IN UNITS OF 0.1 PER CENT, +60, GMT

D	0-2	2-4	4-6	6-8	8-10	10-12	12-14	14-16	16-18	18-20	20-22	22-24	SUM	MEAN	B	MEAN
1	61.1	51.9	49.0	53.5	54.9	65.8	62.4	63.9	54.1	60.4	66.7	51.5	695.2	57.9	12	
2	54.8	56.2	64.4	57.9	57.3	58.8	58.4	61.5	53.4	57.0	58.0	60.3	698.0	58.2	12	
3	52.9	58.4	56.6	61.3	63.1	54.8	63.5	66.2	69.6	66.4	71.3	58.5	742.6	61.9	12	
4	51.3	55.8	56.3	68.6	65.6	63.3	59.2	65.6	75.0	60.5	66.9	59.7	747.8	62.3	12	
5	62.3	61.0	66.3	69.0	58.7	62.5	64.5	67.8	0.0	0.0	0.0	0.0	512.1	64.0	8	
6																
7																
8	0.0	0.0	0.0	0.0	0.0	0.0	0.0	0.0	0.0	0.0	80.9	69.5	150.4	75.2	2	
9	73.8	59.7	71.5	60.4	66.8	64.1	60.3	61.5	57.4	63.1	60.4	67.5	766.5	63.9	12	
10	59.3	70.9	64.8	63.8	61.5	62.0	67.3	64.4	70.4	0.0	61.9	67.5	713.8	64.9	11	
11	0.0	0.0	0.0	0.0	0.0	0.0	0.0	63.2	55.1	51.7	57.8	55.1	282.9	56.6	5	
12	39.3	52.3	52.8	49.8	51.4	46.2	49.6	49.5	49.6	64.4	50.8	68.6	624.3	52.0	12	
13																
14	67.0	57.4	54.8	62.2	76.3	66.4	61.1	53.2	64.4	48.3	56.1	59.8	727.0	60.6	12	
15	52.9	60.5	51.8	70.2	60.4	64.3	58.4	61.2	64.6	69.5	61.3	72.3	747.4	62.3	12	
16	55.3	62.9	63.3	58.5	60.2	54.0	56.2	57.0	68.9	54.4	59.3	56.1	706.1	58.8	12	
17	57.2	56.2	52.7	53.6	60.3	57.8	52.9	60.5	55.1	62.4	55.0	52.0	675.7	56.3	12	
18	45.8	47.0	47.7	49.4	46.1	47.8	45.3	0.0	0.0	0.0	45.9	50.7	425.7	47.3	9	
19	50.8	65.5	63.2	57.9	59.6	55.7	66.4	51.2	59.9	53.3	65.1	54.4	703.0	58.6	12	
20	55.9	53.5	47.2	56.2	54.4	59.3	60.9	0.0	0.0	72.1	64.5	68.6	592.6	59.3	10	
21	49.2	54.8	45.0	66.5	60.1	67.7	54.1	66.2	64.0	59.7	56.3	65.7	709.3	59.1	12	
22	58.1	54.4	62.3	69.9	60.6	65.1	65.3	62.8	58.6	66.2	60.8	63.1	747.2	62.3	12	
23	57.7	50.0	68.6	56.8	70.0	66.5	74.1	57.6	64.4	68.3	64.7	56.3	755.0	62.9	12	
24	54.0	60.7	66.1	58.5	66.0	62.6	66.1	58.2	70.2	65.1	73.0	65.4	765.9	63.8	12	
25	63.2	67.1	60.0	67.3	63.3	68.6	68.1	70.1	68.3	62.1	66.8	67.4	792.3	66.0	12	
26	56.4	54.1	69.0	52.6	70.8	70.9	64.8	71.8	66.5	66.8	56.1	64.2	764.0	63.7	12	
27	49.1	60.1	69.8	57.6	64.1	63.5	74.4	0.0	69.7	70.1	58.0	67.7	704.1	64.0	11	
28	60.3	66.1	62.8	58.1	71.9	61.8	62.0	66.0	77.0	66.8	70.5	61.6	784.9	65.4	12	
29	53.4	58.1	74.3	63.6	57.6	74.2	64.5	71.3	69.7	63.0	77.0	65.5	792.2	66.0	12	
30	55.2	56.9	66.7	60.4	70.3	63.7	59.8	56.4	65.9	68.1	62.1	57.4	742.9	61.9	12	
SUM	1123.9	1159.0	1211.2	1207.6	1266.5	1252.3	1227.2	1231.7	1276.6	1245.8	1258.2	1227.3	14687.3	1223.9	20	61.2
MEAN	56.2	57.9	60.6	60.4	63.3	62.6	61.4	61.6	63.8	62.3	62.9	61.4	734.4		20	61.2
ALL														1655.2	27	61.3

TABLE 103 HUANCAYO JULY 1968

PRESSURE CORRECTED IONIZATION IN UNITS OF 0.1 PER CENT, +60, GMT

D	0-2	2-4	4-6	6-8	8-10	10-12	12-14	14-16	16-18	18-20	20-22	22-24	SUM	MEAN	B	MEAN
1	78.2	65.8	65.3	61.3	53.0	65.8	57.4	61.3	64.3	66.9	69.5	66.4	775.2	64.6	12	
2	55.7	61.1	59.3	63.6	64.3	67.6	61.0	56.8	62.3	67.3	60.6	65.9	745.5	62.1	12	
3	72.8	61.8	61.1	68.4	72.1	74.0	66.1	66.9	73.2	74.4	64.1	57.6	812.5	67.7	12	
4	60.2	65.0	63.6	61.6	68.5	71.7	67.1	0.0	0.0	64.4	68.6	66.6	657.3	65.7	10	
5	72.9	70.3	65.1	65.7	71.1	74.5	72.6	71.6	86.5	69.2	72.3	67.0	858.8	71.6	12	
6	60.4	68.7	64.4	55.0	73.8	65.5	63.1	73.0	67.0	76.0	66.7	63.8	797.4	66.4	12	
7	64.3	58.1	68.7	68.7	69.2	69.1	73.9	68.3	69.0	69.3	67.6	61.6	807.8	67.3	12	
8	67.2	60.2	57.8	68.4	69.1	61.4	72.2	55.1	65.1	69.9	61.7	63.4	771.5	64.3	12	
9	65.4	64.2	63.6	80.0	58.7	63.9	64.0	65.2	77.1	52.1	62.5	57.1	773.8	64.5	12	
10	57.0	55.8	51.9	62.5	60.0	56.6	62.3	65.2	63.4	57.2	58.9	59.6	710.4	59.2	12	
11	55.7	48.3	53.2	50.2	45.7	53.2	52.0	0.0	0.0	41.0	52.5	42.7	494.5	49.4	10	
12	48.5	55.7	48.5	54.7	52.8	52.7	52.7	49.0	55.1	68.6	52.2	54.8	645.3	53.8	12	
13	54.1	54.7	54.2	57.2	58.1	48.1	44.8	49.5	56.7	48.2	47.0	48.2	620.8	51.7	12	
14	53.9	52.7	48.7	46.0	40.0	58.5	47.5	54.2	52.2	54.9	54.4	55.6	618.6	51.5	12	
15	47.3	44.4	51.7	46.1	63.8	64.4	48.3	59.6	53.6	62.0	60.9	60.5	662.6	55.2	12	
16	50.9	59.8	51.2	53.6	63.3	69.7	56.0	54.2	63.4	61.4	70.5	63.2	717.2	59.8	12	
17	59.1	54.3	58.2	64.4	58.3	62.6	65.8	52.2	62.4	66.4	67.0	61.8	732.5	61.0	12	
18	52.0	70.8	67.1	64.7	70.2	58.5	54.5	0.0	0.0	61.9	68.3	60.6	628.6	62.9	10	
19	58.4	62.8	56.4	62.6	59.5	61.2	68.5	76.7	73.1	64.1	64.7	62.6	770.6	64.2	12	
20	56.1	65.6	66.4	55.1	53.6	59.9	65.9	66.5	78.9	58.2	59.8	65.8	751.8	62.6	12	
21	48.0	52.6	63.1	73.6	64.7	62.3	62.6	63.4	63.0	78.6	68.6	65.0	765.5	63.8	12	
22	63.4	58.4	58.7	55.0	65.7	63.5	69.3	54.4	67.9	63.4	62.8	61.7	744.2	62.0	12	
23	55.1	52.6	59.9	59.1	59.7	53.3	64.8	71.1	60.7	71.3	66.8	55.2	729.6	60.8	12	
24	65.1	64.6	61.1	67.8	64.9	64.9	66.6	68.9	66.9	61.5	62.3	65.6	780.2	65.0	12	
25	68.0	58.4	66.0	66.7	71.6	60.6	64.7	0.0	0.0	79.8	61.1	61.1	658.0	65.8	10	
26	57.6	60.2	55.0	72.1	66.5	69.4	61.2	66.3	58.0	68.4	61.3	60.3	756.3	63.0	12	
27	67.4	66.9	62.2	62.9	64.5	55.8	62.6	65.2	55.3	65.5	76.8	69.8	774.9	64.6	12	
28	67.8	62.5	68.1	66.1	69.2	64.0	64.3	65.1	66.4	74.4	68.5	69.7	806.1	67.2	12	
29	60.3	65.3	65.0	74.4	70.4	69.2	69.2	69.7	66.5	69.4	66.8	61.6	807.8	67.3	12	
30	61.4	58.9	60.0	60.0	69.2	64.7	63.6	60.9	77.4	70.5	65.7	69.4	781.7	65.1	12	
31	73.7	65.3	64.6	66.4	58.4	66.6	73.0	74.7	83.4	75.8	71.3	71.6	844.8	70.4	12	
SUM	1642.0	1623.3	1610.2	1690.7	1693.9	1709.2	1699.3	1705.0	1788.8	1784.9	1731.3	1684.8	20363.4	1696.7	27	62.8
MEAN	60.8	60.1	59.6	62.6	62.7	63.3	62.9	63.1	66.3	66.1	64.1	62.4	754.0		27	62.8
ALL														1940.5	31	62.6

TABLE 104

HUANCAYO AUGUST 1968

PRESSURE CORRECTED IONIZATION IN UNITS OF 0.1 PER CENT, +60, GMT

D	0-2	2-4	4-6	6-8	8-10	10-12	12-14	14-16	16-18	18-20	20-22	22-24	SUM	MEAN	B	MEAN
1	76.2	68.7	66.7	61.8	62.0	69.0	66.3	0.0	0.0	71.2	64.5	66.2	672.6	67.3	10	
2	66.3	61.2	67.7	63.7	65.5	67.3	65.9	76.4	68.5	65.4	78.7	79.9	826.5	68.9	12	
3	73.0	66.2	61.5	73.0	68.1	73.9	58.9	66.3	59.1	59.1	0.0	0.0	659.1	65.9	10	
4	62.4	60.1	62.1	59.5	66.9	64.0	66.9	65.3	76.4	68.0	68.7	59.2	779.5	65.0	12	
5	65.2	63.0	57.6	62.3	57.0	69.4	67.8	66.7	71.1	66.5	55.1	65.2	766.9	63.9	12	
6	63.7	58.6	70.0	0.0	0.0	0.0	0.0	0.0	0.0	0.0	0.0	0.0	192.3	64.1	3	
7	0.0	0.0	0.0	0.0	0.0	0.0	0.0	0.0	59.7	64.1	60.9	65.3	250.0	62.5	4	
8	60.1	63.7	60.5	61.4	59.6	61.3	50.3	0.0	0.0	66.6	67.2	53.6	604.3	60.4	10	
9	59.8	53.6	50.8	62.0	66.9	62.8	53.9	55.0	53.3	66.6	55.3	54.7	694.7	57.9	12	
10	56.2	43.5	60.5	61.8	62.0	60.1	53.7	58.3	59.4	56.8	56.4	55.4	684.1	57.0	12	
11	52.4	58.3	64.3	57.9	57.6	52.0	58.3	59.8	57.1	65.5	62.3	63.6	709.1	59.1	12	
12	55.8	61.7	68.2	57.4	65.2	56.6	62.3	51.3	65.0	59.5	65.1	59.6	727.7	60.6	12	
13	60.6	67.4	55.2	56.0	64.2	66.4	58.5	65.8	62.1	62.3	68.1	70.7	757.3	63.1	12	
14	58.5	59.6	55.7	54.1	55.7	74.8	58.5	63.4	65.7	67.8	68.8	65.5	748.1	62.3	12	
15	62.4	64.5	59.1	63.7	65.8	61.6	67.9	0.0	0.0	63.7	62.8	59.2	630.7	63.1	10	
16	66.0	57.4	69.0	60.8	68.8	56.4	57.9	65.5	60.0	61.4	73.4	59.7	756.3	63.0	12	
17	60.7	57.2	53.7	64.6	53.9	44.7	54.8	53.9	60.6	59.4	69.7	64.0	697.2	58.1	12	
18	59.1	63.2	53.7	55.8	50.2	48.5	48.3	62.0	50.4	62.7	58.7	59.3	671.9	56.0	12	
19	63.0	60.5	51.9	51.8	47.9	45.7	55.4	55.1	45.7	52.1	60.4	57.4	646.9	53.9	12	
20	58.4	40.7	52.2	48.1	62.5	47.9	55.0	68.8	50.7	58.5	65.9	51.0	659.7	55.0	12	
21	46.1	50.5	44.5	54.5	50.8	66.2	56.5	62.4	55.2	65.7	58.0	56.5	666.9	55.6	12	
22	56.2	50.0	62.0	62.9	45.5	55.1	48.1	0.0	0.0	54.7	63.4	62.3	560.2	56.0	10	
23	64.0	54.9	61.2	43.6	49.5	52.1	52.5	59.8	64.5	63.7	59.5	60.2	685.5	57.1	12	
24	46.3	47.9	49.5	54.0	68.5	66.4	57.3	66.8	61.2	58.5	60.5	62.2	699.1	58.3	12	
25	54.9	57.4	54.9	48.1	52.3	65.2	47.3	61.3	58.3	53.0	56.4	64.4	673.5	56.1	12	
26	62.7	62.0	58.9	50.3	66.9	64.0	61.0	57.1	57.5	68.5	53.5	61.0	723.4	60.3	12	
27	59.3	62.8	46.7	60.0	50.1	65.2	57.5	62.4	59.3	59.4	56.5	60.5	699.7	58.3	12	
28	52.2	42.3	59.2	59.4	67.6	52.3	49.5	61.0	59.3	63.4	63.9	54.4	684.5	57.0	12	
29	53.4	56.4	53.3	50.0	55.5	54.8	59.9	0.0	0.0	75.7	71.9	57.7	588.6	58.9	10	
30	74.2	55.2	0.0	0.0	0.0	0.0	0.0	60.8	73.1	65.9	54.6	61.1	444.9	63.6	7	
31	65.2	56.1	52.2	62.1	61.0	54.0	64.5	67.2	81.3	74.4	64.1	66.5	768.6	64.0	12	
SUM	1295.1	1241.3	1249.7	1247.8	1311.0	1302.0	1263.3	1365.3	1342.6	1379.1	1379.0	1350.9	15727.1	1310.5	22	59.6
MEAN	58.9	56.4	56.8	56.7	59.6	59.2	57.4	62.1	61.0	62.7	62.7	61.4	714.9		22	59.6
ALL														1872.3	31	60.4

HUANCAYO SEPTEMBER 1968

TABLE 105 PRESSURE CORRECTED IONIZATION IN UNITS OF 0.1 PER CENT, +60, GMT

D	0-2	2-4	4-6	6-8	8-10	10-12	12-14	14-16	16-18	18-20	20-22	22-24	SUM	MEAN	B	MEAN
1	60.7	57.9	53.0	60.7	59.9	66.2	69.3	70.5	67.9	69.2	71.6	56.1	763.0	63.6	12	
2	55.7	54.8	54.1	53.7	53.9	61.1	56.3	65.3	61.5	73.9	66.0	69.7	726.0	60.5	12	
3	56.5	55.0	62.5	62.0	52.6	53.2	54.2	49.5	57.5	53.7	54.7	52.8	664.2	55.3	12	
4	47.0	51.2	50.5	56.4	55.7	53.5	59.1	48.2	53.3	63.6	58.6	50.5	647.6	54.0	12	
5	41.2	48.2	48.4	42.3	55.2	53.4	54.0	52.6	51.0	50.0	49.9	66.1	612.3	51.0	12	
6	61.5	55.8	50.6	49.4	52.4	48.2	54.1	61.1	62.4	62.5	49.0	42.6	649.6	54.1	12	
7	37.1	41.2	44.9	50.9	45.1	38.2	34.2	36.3	50.3	49.1	45.1	37.7	510.1	42.5	12	
8	34.3	45.9	48.0	51.3	58.5	58.7	57.4	61.4	53.7	54.9	60.3	41.1	625.5	52.1	12	
9	58.6	53.5	66.2	64.3	62.5	65.3	62.1	57.2	61.4	56.2	64.3	55.0	726.6	60.5	12	
10	55.8	46.8	56.9	52.8	61.0	57.0	58.4	57.4	65.5	57.9	51.9	60.3	681.7	56.8	12	
11	62.8	46.8	49.4	55.2	49.5	62.8	51.2	51.7	65.2	71.5	55.5	44.3	665.9	55.5	12	
12	50.7	50.5	52.2	57.5	61.5	45.7	51.1	0.0	61.5	59.7	61.7	55.6	607.7	55.2	11	
13	43.0	36.8	48.7	57.5	53.2	52.5	52.9	61.7	65.7	62.8	45.1	60.3	640.2	53.3	12	
14	59.4	52.4	47.2	49.0	61.3	54.6	49.3	53.1	58.6	54.4	53.2	63.7	656.2	54.7	12	
15	50.1	57.9	49.0	52.8	49.2	50.0	62.5	65.0	55.4	52.6	58.5	59.5	662.5	55.2	12	
16	51.6	49.3	61.7	48.0	65.2	55.0	64.2	51.4	52.6	52.1	49.6	51.9	652.6	54.4	12	
17	55.2	52.8	55.0	43.5	50.1	60.0	50.7	63.2	56.4	58.2	66.3	59.7	671.1	55.9	12	
18	50.3	53.6	57.8	57.0	55.2	58.5	49.3	60.9	58.7	48.8	59.3	62.3	671.7	56.0	12	
19	54.8	63.0	61.1	52.3	59.0	54.6	54.1	0.0	0.0	61.9	59.8	55.4	576.0	57.6	10	
20	55.9	50.4	56.0	60.4	53.6	55.6	59.0	58.0	61.0	55.2	64.0	63.9	693.0	57.7	12	
21	48.6	47.7	52.5	56.8	61.0	53.4	51.4	60.0	62.9	67.5	62.5	51.5	675.8	56.3	12	
22	62.3	53.4	56.0	57.6	52.0	56.3	54.5	51.5	57.0	59.5	60.3	56.7	677.1	56.4	12	
23	55.0	47.1	59.6	53.4	51.3	58.0	0.0	0.0	0.0	0.0	0.0	0.0	324.4	54.1	6	
24	0.0	0.0	0.0	0.0	0.0	0.0	0.0	0.0	0.0	0.0	61.7	57.3	119.0	59.5	2	
25	57.3	58.9	61.6	66.8	62.6	54.9	60.7	59.2	57.4	54.3	54.1	58.5	706.3	58.9	12	
26	47.5	55.4	62.0	62.8	60.4	57.5	59.8	0.0	0.0	69.3	63.2	59.6	597.5	59.7	10	
27	65.8	64.3	68.4	71.8	67.5	61.5	70.2	57.4	55.4	61.6	65.0	62.5	771.4	64.3	12	
28	69.9	62.4	64.4	64.4	58.4	55.8	53.9	60.9	57.0	60.1	58.9	73.0	739.1	61.6	12	
29	57.4	54.1	55.6	64.4	60.5	56.9	60.4	50.5	62.9	61.8	63.6	63.1	711.2	59.3	12	
30	55.0	53.8	66.5	72.8	68.8	53.2	52.1	55.6	59.8	54.7	68.1	65.1	725.5	60.5	12	
SUM	1353.0	1304.9	1384.9	1421.8	1424.9	1395.8	1401.4	1419.6	1470.5	1466.1	1455.4	1427.9	16926.2	1410.4	25	56.4
MEAN	54.1	52.2	55.4	56.9	57.0	55.8	56.1	56.8	58.8	58.6	58.2	57.1	677.0		25	56.4
ALL														1696.5	30	56.5

TABLE 106

HUANCAYO OCTOBER 1968
PRESSURE CORRECTED IONIZATION IN UNITS OF 0.1 PER CENT, +60, GMT

D	0-2	2-4	4-6	6-8	8-10	10-12	12-14	14-16	16-18	18-20	20-22	22-24	SUM	MEAN	B	MEAN
1	66.1	46.6	51.5	61.9	59.1	58.4	59.2	55.3	49.1	59.2	60.3	56.3	683.0	56.9	12	
2	50.9	52.4	54.0	54.7	47.8	55.6	46.8	51.2	47.5	51.4	48.6	47.6	608.5	50.7	12	
3	43.5	48.7	47.7	49.8	48.2	42.5	40.6	0.0	49.3	46.0	51.0	51.6	518.9	47.2	11	
4	43.9	42.6	53.7	51.4	51.0	43.6	41.3	44.3	51.1	58.1	43.9	47.0	571.9	47.7	12	
5	50.5	52.3	56.3	50.1	52.8	55.6	48.9	59.4	57.2	62.4	55.9	55.6	657.0	54.7	12	
6	52.6	47.8	45.4	43.7	40.3	47.7	46.5	43.6	51.5	55.1	52.6	63.4	590.2	49.2	12	
7	44.7	51.8	56.6	54.6	49.8	49.1	46.7	47.3	57.6	52.7	57.1	56.7	624.7	52.1	12	
8	54.3	41.3	40.3	46.7	53.4	53.1	52.6	46.8	56.5	53.0	49.0	50.0	597.0	49.7	12	
9	51.6	52.8	47.8	41.6	51.4	51.5	49.4	56.2	59.0	51.2	56.7	60.1	629.3	52.4	12	
10	46.4	51.4	53.2	46.5	55.6	62.4	46.6	0.0	0.0	56.5	55.5	63.9	538.0	53.8	10	
11	48.9	49.6	52.2	55.8	59.5	53.0	51.0	61.4	56.1	55.4	57.2	50.6	650.7	54.2	12	
12	55.7	56.2	59.0	60.2	50.4	62.1	52.8	54.8	54.3	58.8	64.6	56.5	685.4	57.1	12	
13	52.9	48.0	58.6	63.6	66.1	58.3	56.2	63.5	62.7	67.9	59.7	55.1	712.6	59.4	12	
14	60.2	56.7	54.7	58.8	51.7	65.4	51.1	71.9	61.8	61.7	61.2	62.6	717.8	59.8	12	
15	52.6	62.5	65.2	51.5	63.2	63.1	63.4	58.1	72.8	62.9	62.2	68.5	746.0	62.2	12	
16	53.4	44.8	52.0	51.4	59.5	64.9	50.2	54.3	66.7	66.8	63.1	54.7	681.8	56.8	12	
17	60.4	33.7	50.7	57.6	52.1	59.9	44.5	0.0	62.3	58.0	63.3	51.2	593.7	54.0	11	
18	46.9	46.6	43.1	53.7	61.9	55.2	51.5	60.1	50.0	59.1	50.4	43.9	622.4	51.9	12	
19	47.0	42.2	54.1	51.0	56.7	56.5	53.9	57.0	55.9	45.6	51.4	60.8	632.1	52.7	12	
20	41.7	53.0	46.9	59.6	55.9	42.2	51.0	46.8	47.2	58.9	50.5	61.7	615.4	51.3	12	
21	53.1	47.3	47.9	67.2	53.7	55.1	49.5	47.3	62.9	54.5	49.3	53.8	641.6	53.5	12	
22	56.5	47.7	54.6	55.8	57.7	52.8	59.7	50.0	57.4	53.1	49.5	64.0	658.8	54.9	12	
23	59.3	47.9	51.7	49.4	52.3	52.0	50.3	56.2	50.5	62.1	63.3	63.2	658.2	54.8	12	
24	51.5	55.4	46.5	46.1	45.5	50.3	55.7	0.0	53.0	53.5	46.9	53.1	557.5	50.7	11	
25	51.4	47.8	62.0	53.5	57.6	52.1	57.0	56.7	52.1	54.2	50.8	50.4	645.6	53.8	12	
26	53.4	49.4	45.8	62.2	56.4	59.2	56.7	65.4	59.2	55.3	53.8	56.1	672.9	56.1	12	
27	46.0	53.4	53.8	55.7	53.7	50.6	50.4	49.9	46.4	56.5	49.0	55.9	621.3	51.8	12	
28	63.3	62.6	56.4	61.8	58.7	50.2	58.1	61.9	51.3	64.5	64.9	53.1	706.8	58.9	12	
29	54.5	52.2	46.7	48.2	35.4	43.4	48.7	43.0	36.5	32.5	30.2	20.2	491.5	41.0	12	
30	16.7	8.0	16.3	11.6	28.3	37.2	21.2	29.6	27.8	19.8	24.6	20.1	261.2	21.8	12	
31	26.2	31.6	30.7	32.4	39.6	18.8	27.6	0.0	25.1	28.5	22.5	19.3	302.3	27.5	11	
SUM	1328.1	1263.5	1326.6	1375.7	1384.3	1387.9	1324.1	1392.0	1401.1	1432.7	1379.8	1387.9	16383.7	1365.4	26	52.5
MEAN	51.1	48.6	51.0	52.9	53.2	53.4	50.9	53.5	53.9	55.1	53.1	53.4	630.1		26	52.5
ALL														1598.6	31	51.6

TABLE 107

HUANCAYO NOVEMBER 1968
PRESSURE CORRECTED IONIZATION IN UNITS OF 0.1 PER CENT, +60, GMT

D	0-2	2-4	4-6	6-8	8-10	10-12	12-14	14-16	16-18	18-20	20-22	22-24	SUM	MEAN	B	MEAN
1	9.1	19.2	19.0	18.8	18.4	26.0	30.0	21.7	26.2	0.0	0.0	0.0	188.4	20.9	9	
2	18.3	13.1	14.0	23.7	32.1	17.4	18.3	18.9	24.9	20.8	27.2	29.1	257.9	21.5	12	
3	0.0	0.0	17.5	19.7	17.2	27.9	14.3	30.6	22.4	38.4	41.5	33.0	262.5	26.2	10	
4	31.3	19.9	30.9	19.4	28.6	34.1	37.5	43.9	41.3	38.5	30.8	44.3	400.5	33.4	12	
5	31.6	28.0	17.0	24.6	32.7	32.8	40.9	48.1	50.7	53.4	45.3	43.8	448.9	37.4	12	
6	35.0	40.8	34.0	47.8	32.7	41.8	39.0	46.4	53.6	51.3	51.5	48.3	522.2	43.5	12	
7	38.5	47.6	58.4	49.7	44.1	36.3	46.5	0.0	0.0	0.0	0.0	0.0	321.1	45.9	7	
8	47.2	42.8	50.3	48.3	43.5	46.2	48.3	38.1	53.8	52.2	46.0	53.8	570.5	47.5	12	
9	42.6	41.5	48.1	40.6	37.0	40.2	38.5	42.5	44.4	51.5	51.8	49.8	528.5	44.0	12	
10	51.9	45.9	47.0	43.5	45.9	49.1	51.9	48.0	46.2	52.2	45.0	50.6	577.2	48.1	12	
11	43.6	44.4	41.2	44.1	51.8	45.2	36.4	50.8	51.9	53.2	51.5	41.1	555.2	46.3	12	
12	44.4	53.1	39.8	40.1	48.6	47.9	45.9	43.9	53.1	63.3	53.1	45.9	579.1	48.3	12	
13	52.4	54.1	39.9	49.2	34.4	40.4	43.8	0.0	45.6	60.7	52.7	42.6	515.8	46.9	11	
14	47.7	39.8	45.1	51.5	49.0	53.2	45.2	0.0	68.4	66.3	52.3	40.8	559.3	50.8	11	
15	43.7	41.9	42.0	38.4	37.7	37.6	34.2	42.6	45.9	45.8	40.2	55.0	505.0	42.1	12	
16	43.3	26.6	38.2	50.2	50.1	47.7	31.3	42.8	34.2	31.2	34.8	24.6	455.0	37.9	12	
17	18.8	13.9	34.8	30.3	33.3	28.0	38.5	37.7	36.8	37.6	38.2	40.8	388.7	32.4	12	
18	34.4	38.3	27.9	49.4	40.6	46.6	36.6	32.6	40.4	45.9	44.5	51.2	488.4	40.7	12	
19	36.5	43.2	49.2	53.6	55.0	48.2	40.1	46.1	47.6	51.9	44.7	46.6	562.7	46.9	12	
20	44.8	48.7	34.4	41.1	45.3	38.6	40.7	49.3	51.7	45.2	37.2	35.8	512.8	42.7	12	
21	41.1	28.4	42.4	35.0	44.5	41.2	0.0	0.0	0.0	39.6	45.2	42.2	359.6	40.0	9	
22	38.2	44.5	42.1	26.0	44.3	38.8	35.0	52.0	55.5	59.2	52.0	61.0	548.6	45.7	12	
23	51.6	49.4	53.3	55.5	43.7	47.4	49.3	46.4	53.7	50.3	51.9	50.4	602.9	50.2	12	
24	52.1	43.9	43.4	44.9	60.6	48.1	59.4	50.3	42.5	49.9	54.3	41.6	591.0	49.2	12	
25	36.5	31.3	33.1	40.6	29.5	32.4	0.0	0.0	42.5	44.5	38.6	25.6	354.6	35.5	10	
26	36.0	42.0	37.6	54.8	45.3	40.7	45.2	44.0	46.5	40.7	42.1	53.7	528.6	44.0	12	
27	36.3	57.5	40.5	54.0	45.4	45.3	56.0	50.3	51.1	53.7	52.4	50.3	592.8	49.4	12	
28	50.7	48.5	45.0	50.9	51.6	45.5	52.1	0.0	0.0	58.9	43.3	55.1	501.6	50.2	10	
29	61.6	52.3	51.3	51.9	65.4	54.2	54.8	61.1	59.7	60.1	55.0	58.9	686.3	57.2	12	
30	57.9	71.3	57.7	52.2	59.7	57.1	50.1	49.2	60.2	0.0	0.0	54.9	570.3	57.0	10	
SUM	843.2	831.8	817.0	882.2	919.6	875.9	877.8	935.8	985.5	1007.9	949.5	976.6	10902.8	908.4	21	43.3
MEAN	40.2	39.6	38.9	42.0	43.8	41.7	41.8	44.6	46.9	48.0	45.2	46.5	519.2		21	43.3
ALL														1281.8	30	42.7

HUANCAYO DECEMBER 1968

TABLE 108 PRESSURE CORRECTED IONIZATION IN UNITS OF 0.1 PER CENT, +60, GMT

D	0-2	2-4	4-6	6-8	8-10	10-12	12-14	14-16	16-18	18-20	20-22	22-24	SUM	MEAN	B	MEAN
1	48.9	49.6	55.3	52.3	52.5	51.2	54.8	48.1	53.4	60.3	65.8	61.0	653.2	54.4	12	
2	47.7	54.3	50.0	54.2	43.9	41.0	37.0	46.8	44.8	57.0	53.4	54.8	584.9	48.7	12	
3	40.0	48.1	45.2	43.4	42.8	46.1	39.5	38.5	43.1	54.5	38.8	47.4	527.4	43.9	12	
4	42.8	46.1	37.0	44.2	41.0	48.0	48.5	49.0	58.9	52.5	51.6	53.0	572.6	47.7	12	
5	42.8	36.6	47.6	48.1	47.9	43.4	47.0	0.0	0.0	41.2	45.7	48.0	448.3	44.8	10	
6	40.9	29.5	34.9	46.6	39.1	32.1	44.8	31.0	38.1	31.7	40.9	34.0	443.6	37.0	12	
7	30.4	32.5	31.2	35.9	34.0	38.9	40.9	41.2	34.1	50.3	41.9	39.3	450.6	37.5	12	
8	25.5	39.2	36.4	35.1	38.0	42.8	41.8	40.4	31.9	39.9	37.5	46.9	455.4	37.9	12	
9	30.5	33.5	38.2	54.7	51.0	42.9	45.8	36.6	48.7	53.7	41.3	41.1	518.0	43.2	12	
10	47.3	36.5	35.3	47.5	42.5	42.2	45.9	45.5	46.1	44.1	45.8	37.0	515.7	43.0	12	
11	41.1	40.2	43.3	43.5	46.2	42.4	34.0	37.7	38.0	51.6	36.4	37.8	492.2	41.0	12	
12	45.8	42.9	36.9	45.8	48.0	34.9	39.5	0.0	0.0	0.0	44.4	40.6	378.8	42.1	9	
13	36.6	36.9	37.0	34.3	40.3	39.4	40.2	46.7	51.0	49.3	39.5	47.3	498.5	41.5	12	
14	40.9	33.2	39.2	35.5	33.7	33.9	34.4	45.1	46.6	38.3	54.9	48.8	484.5	40.4	12	
15	34.2	37.5	44.4	42.4	42.4	40.4	43.4	44.8	50.8	50.3	55.5	51.7	537.8	44.8	12	
16	32.8	40.9	38.3	43.3	46.6	41.1	43.8	45.8	44.7	47.9	35.5	45.8	506.5	42.2	12	
17	47.3	38.5	38.5	52.5	49.5	47.7	40.5	39.5	54.9	51.8	50.9	51.4	563.0	46.9	12	
18	50.9	46.0	45.6	41.1	42.1	43.8	49.1	43.0	48.7	53.3	52.7	33.5	549.8	45.8	12	
19	43.3	40.7	43.8	36.5	39.0	45.8	43.9	0.0	0.0	0.0	41.0	51.3	385.3	42.8	9	
20	45.8	33.0	42.7	44.4	44.6	40.1	37.4	46.9	53.7	45.7	44.2	42.2	520.7	43.4	12	
21	45.1	49.0	38.7	37.9	55.9	39.8	44.1	49.3	47.8	52.7	41.9	44.5	546.7	45.6	12	
22	37.0	39.3	36.8	48.6	36.5	47.8	38.3	31.2	49.6	40.6	43.2	37.3	486.2	40.5	12	
23	31.2	40.0	34.8	40.7	46.4	41.1	47.0	47.7	51.7	48.8	42.5	41.1	513.0	42.7	12	
24	42.0	45.0	56.3	53.3	45.8	52.3	39.3	47.1	48.7	45.2	42.8	50.1	567.9	47.3	12	
25	37.5	42.8	53.3	43.5	40.5	46.7	43.0	49.2	45.7	54.6	45.9	45.5	548.2	45.7	12	
26	50.2	44.4	42.9	47.7	48.3	42.9	51.8	0.0	0.0	48.8	50.4	45.1	472.5	47.2	10	
27	41.1	39.7	48.7	45.2	49.2	54.1	46.4	51.9	56.3	44.5	51.1	46.9	575.1	47.9	12	
28	47.7	44.9	48.3	50.0	50.9	48.3	43.3	44.0	46.5	52.5	56.2	42.2	574.8	47.9	12	
29	48.9	39.7	42.9	53.0	44.9	48.9	56.2	51.3	53.2	57.0	50.4	57.5	603.9	50.3	12	
30	37.1	49.1	49.3	60.4	51.8	51.8	45.9	53.4	49.1	56.0	48.2	62.9	615.0	51.2	12	
31	46.7	45.6	38.6	48.5	47.7	46.7	43.7	49.9	52.4	46.4	59.9	52.1	578.2	48.2	12	
SUM	1097.9	1110.6	1140.2	1232.0	1199.8	1191.5	1169.0	1201.6	1288.5	1330.5	1268.7	1253.1	14483.4	1206.6	27	44.7
MEAN	40.7	41.1	42.2	45.6	44.4	44.1	43.3	44.5	47.7	49.3	47.0	46.4	536.3		27	44.7
ALL														1383.5	31	44.6

TABLE 109

DAILY MEAN DEPARTURES FROM BALANCE, +60 (IN UNITS OF 0.1% OF TOTAL COSMIC-RAY IONIZATION)
CORRECTED TO 510 mm Hg, ON GREENWICH MEAN TIME, INSTITUTO GEOFISICO DE HUANCAYO, 1960

Day	Jan.	Feb.	Mar.	Apr.	May	June	July	Aug.	Sept.	Oct.	Nov.	Dec.												Day
1	115	112[a]	103[b]	88	90	107	106	116[g]	117	121	119	116												1
2	115	106	106[a]	90	95	108	106	124[h]	119	121	122[c]	116												2
3	110	107	106	91	98	111	107	121	119	122	120	117												3
4	108	108[b]	108	92	100	115	111[a]	123	114	124	123	122[g]												4
5	105	110[b]	108	93[a]	104[a]	106	111	124	109	120	122	121												5
6	104	111	107		102	100	112	126[b]	106	105	123[i]	116												6
7	107	111	109	98	102		114	125	106	103	126[h]	120												7
8	107	116	107	95	94	105[e]	114	124	111	105	126	120												8
9	107	114	112	104	89	107	115	126	114	110	124	113[b]												9
10	106	112	113	106	96	111	116[b]	123	121	111	124[d]	114												10
11	108	111	109	111	95	112	112[h]	123	116	112	120[c]	121												11
12	107	113	114	113	97	118	117[a]	118	120	117	119	122												12
13	110	112[b]	112	110[a]	97	119	114	121	123	113	92	123												13
14	96	112	113	113	94	115	117[a]	120	122	112	80	123												14
15	93	114	109	110	94	116	96	112	121	113	85	121												15
16	94	112	114	109	99[b]	113	111	110	119	117	87	121												16
17	89	117	114	105	104	114	108	111	119	118[b]	97	122												17
18	92	114	113	108	109	112	109	117	122	116	110	123												18
19	94	113	112[b]	112	113	108	106	114	121	119	110	120												19
20	100	110[c]	114	115	112	114[a]	109	116	120	121	111	124												20
21	101	106[a]	116	114	115	113[a]	107	117	120	122	115	125												21
22	106	107	118	117	111	112	110	120[b]	125	120[d]	106	126												22
23	105	107	120	116	99	116	112	117	127	123		124												23
24	109[b]	108	118	120	102	112	113	116	122	123	103[a]	123												24
25	106	106	114	118[a]	111[k]	113	112	116	122	119	106[a]	129[a]												25
26	105	106	117	117		115	118	116	123	119	109	121												26
27	106	106	114	111	108[h]	112	114	118	125	118	115	119[b]												27
28	106	111[d]	115	97	108	101	113[b]	118	120	121[e]	116	117												28
29	105	111	118	103	94	104	118[g]	109	120	119	116[a]	122												29
30	106		116	101	97	102	116[d]	111[d]	122[d]	122	117	122												30
31	108		105		99		113[g]	115		122		124												31
Mean	104.2	110.4	112.1	106.1	100.9	110.7	111.5	118.3	118.8	117.0	111.8	120.9												
	370	333	367	345	338	341	339	349	356	361	318	358	No. of Bihours											

LETTERS a TO k INDICATE THE NUMBER OF MISSING BIHOURLY VALUES 1 TO 11, RESPECTIVELY

TABLE 110

DAILY MEAN DEPARTURES FROM BALANCE, +60 (IN UNITS OF 0.1% OF TOTAL COSMIC-RAY IONIZATION)
CORRECTED TO 510 mm Hg, ON GREENWICH MEAN TIME, INSTITUTO GEOFISICO DE HUANCAYO, 1961

Day	Jan.	Feb.	Mar.	Apr.	May	June	July	Aug.	Sept.	Oct.	Nov.	Dec.												Day
1	122	123[a]	122	122	120	125	125	118	128	116	136	132[b]												1
2	120	126	118	124	121	118	127	117	129	122	136	125												2
3	122	124	120	124	123	120	125	120[c]	133	125	135	126												3
4	124[d]	124	120	124	122	123	122	120	132	126	132	124												4
5	124	121	123	127	123	124	126	121	132[c]	128	135[b]	128												5
6	125	126	128	126	122	123	119	124	132	126	135[a]	124												6
7	124	125	124	123	122	117	118	123	130	130	134	124												7
8	126	123	124	125	122	120	121	125[b]	130	127	134	127												8
9	127	126[a]	124	125	124	125[e]	125	123[c]	129	131	135	131												9
10	124	122	120	122	126	119	125	126	126	136	136	132												10
11	125	118[b]	120	125	125	123	127	125	126	131	136	133												11
12	127	124	120	126	120	124	128	123[b]	126	131	136	133												12
13	128	126	122	127	122	126	120		119[h]	133	137	134												13
14	128	124	123[a]	118	125	126	107		126	133	136	132												14
15	130	125	120	119	126	122	108		124	132	136[f]	132												15
16	130	120	124[d]	115	127	122	109[b]	130[h]	125	131	133	135[c]												16
17	127	117	127	116	126	117	111	127	127[a]	136	133[c]	134												17
18	123[b]	122	127	117	126	119	108	124	131	134	135	137[c]												18
19	119	122	125[c]	118[d]	123	119	106[a]	123[e]	128	135	133	138												19
20	122	121	121	121[a]	122	116	108	124	131	135	134	138												20
21	119	121	123	123	123	117	108	124	129	134	133[g]	136												21
22	114	118	125	127	116	119	109	124	128	134	132	138												22
23	117	120	121	122	113	121	112	128[c]	131	133	135	139												23
24	119[b]	117	125	121	120	121	119	128	130	135	132	138												24
25	121[a]	120	124	122	121[b]	124	119	128	131	134	132	136												25
26	121	123[b]	124	123	122[e]	127	117[e]	127	129	134	134	135												26
27	120	124[c]	124	124		126	103[a]	130[a]	131	138	133	130												27
28	122	123	122	123		124	112[g]	131	135[b]	134	138	130												28
29	120[f]		128	123	122[h]	120	111[f]	130	133	130	136	132												29
30	122		123	122	121	122	116[c]	129	131	132	136	129[e]												30
31	125		121		122[d]		115[d]	129		135		130												31
Mean	123.1	122.3	123.0	122.5	122.3	121.6	116.3	125.0	129.1	131.3	134.6	132.0												
	357	327	364	355	329	355	340	309	346	372	341	359	No of Bihours											

LETTERS a TO k INDICATE THE NUMBER OF MISSING BIHOURLY VALUES 1 TO 11, RESPECTIVELY

TABLE 111

DAILY MEAN DEPARTURES FROM BALANCE, +60 (IN UNITS OF 0.1% OF TOTAL COSMIC-RAY IONIZATION)
CORRECTED TO 510 mm Hg, ON GREENWICH MEAN TIME, INSTITUTO GEOFISICO DE HUANCAYO, 1962

Day	Jan.	Feb.	Mar.	Apr.	May	June	July	Aug.	Sept.	Oct.	Nov.	Dec.													Day
1	130	132[a]	127	120	126	124	129	126	128	120	129	129													1
2	134		131[c]	120	126	125	127[b]	127	131	120	130	127													2
3	130	130[f]	126	123	123	125	129	126	125	124	130	123													3
4	133	134	127[b]		125	125	132	126	121[a]	127	129	127													4
5	132	123	128[f]	124	126	127	130	126	123[a]	126	128	125													5
6	133	124[g]	123	123[c]	122	127[h]	130	127	122	125	128	125													6
7	137	121	123	121	124	127	126	128		126	129	126													7
8	136	122	124[i]	118[i]	125	126	129	129	124	123[i]	127	126[a]													8
9	136	123[b]	125[b]	124	126	129	132	127	124	127	127	129[a]													9
10	131	124	130	127[b]	130	128	131	129	127	124	129														10
11	129	126	132	126	127[a]	127[a]	128[a]	129	125	126	129														11
12	130[c]	127	131	128	123	131	126	134	122	127	129														12
13	134	127	134[a]	125[a]	123[b]	127	127	135[a]	125	126	130	124													13
14	136[f]	125[h]	139[g]	127	125	130[c]	132	129	120[e]	127	131[f]														14
15	130			127	124	129	131	129	126	125	133[f]														15
16	130[c]		135[h]	127	126	129	132	129[f]	123	128	130[b]														16
17	130		136	125	130	128[f]	130		128	128	128[f]														17
18	131	134[d]	137	122	122[a]	127[i]	132	130	126	127	131														18
19	133	127[a]	136	119	125	130	127	131	123	124	130[a]														19
20	131	129	131	120[b]	122	129	127	128	126	124	131														20
21	132	130	126[i]	109	125	130	131	128	127	126	128[a]														21
22	130	124		113	126	129	130	129	125	126															22
23	135	122	128	113	125[b]	125	130[b]	125[d]	122	129	122[k]														23
24	135[e]	124[h]	128	116	125	125	131	128	126	124	126														24
25	134[d]	122[e]	125	119	124[d]	128[a]	134	130	128	122	128														25
26	131[a]		126	120	135[g]	130	128	127	125	123	129														26
27	131[f]	121[e]	128	116	129	126	125	128	128	123	130[b]														27
28		126	128	123	127	127[a]	126	128	129	123	129[a]														28
29	130		127	122	126		126	128	126	126	128														29
30	128[d]		126[b]	126[b]	125	127[h]		128	124	127	129														30
31			124		123		129	128		128															31
Mean	132.1	126.0	129.0	121.5	125.5	127.5	129.2	128.4	125.1	125.2	128.9	126.1													
	316	223	298	324	355	311	355	349	341	363	304	118	No. of Bihours												

LETTERS a TO k INDICATE THE NUMBER OF MISSING BIHOURLY VALUES 1 TO 11, RESPECTIVELY

TABLE 112

DAILY MEAN DEPARTURES FROM BALANCE, +60 (IN UNITS OF 0.1% OF TOTAL COSMIC-RAY IONIZATION)
CORRECTED TO 510 mm Hg, ON GREENWICH MEAN TIME, INSTITUTO GEOFISICO DE HUANCAYO, 1963

Day	Jan.	Feb.	Mar.	Apr.	May	June	July	Aug.	Sept.	Oct.	Nov.	Dec.															Day
1		134	134	129	127	124	121	118		114		116															1
2		139	132	128	124	122	126	118[b]	119[h]	115		114															2
3		138	134	131	115	124	121	117	118	114		113[c]															3
4		139[b]	131	132	115	126	125	120	118	114[b]																	4
5		135	132	132	115	127	121	120[e]	121		118[h]																5
6	132	136	133	132[h]	117	127	123	123[b]	118		114[g]																6
7	132	135	134	129	121	123	124	124	123	122[k]	118[b]																7
8	132	134[f]	133	127	125	122	124	121	124	119	119																8
9	135[d]	138[a]	128	128	127	121	125		120	120	116																9
10	132	138	126	128	124	120	121		122[b]	118[b]	116[a]																10
11	128	138	121	127	124	123	124		122	121	117	118[h]															11
12	127	130	123	127	126	123	126		121[c]	118	116	115															12
13	131	134	122	127	126	127	126		120[b]	118	115[a]	118															13
14	132	135[b]	122[f]	127	124	124	127		122	119	117	118[b]															14
15	130[b]	135	129[c]	129	127	125	127		122	117	117	113															15
16	131[k]	130	128	129	124	127	126		117	117	119	113															16
17		131	128	128	127	127	126		114	115[g]	116	114															17
18		134	128[c]		127	122	123		113	117	115	113															18
19		132	127[f]	127	129	121[a]	126[a]	132[d]	115	118	112	115															19
20		133		127	128	125	123[b]	119	115	119	112	118[a]															20
21	135[c]	132		127	123	126	122[b]	116	119	113	113[e]	113															21
22	133[g]	137	124[k]	128	125	126	119[c]	112	109	111	114[a]	114															22
23	135[g]	139[a]	128	130	126	128	123[b]	116	92	111	116	115															23
24	130[g]	136	128	128	129	122	120	114	97	115	118[a]	116															24
25	133[g]	133	128	130	124	129	118[b]	113[c]	107	113		121[b]															25
26	136[f]	135	130	129		123	119	115	112	114	115[a]																26
27	131	133[a]	131	130	128	121[b]	119	116[d]	110	114	114	120[h]															27
28	134	134	130	125[g]	127	123	121	112[c]	109	112[d]	117	119															28
29	133		130		121		117	113	112	98[c]	117	119															29
30	133		126	130[h]	121	122[a]	116	116	115	102	116	118[g]															30
31	135		132		124		117	116[h]		92[d]		118[a]															31
Mean	132.2	134.9	128.7	128.6	124.0	124.1	122.5	117.7	115.4	114.1	115.9	116.1															
	204	319	319	313	360	340	360	215	333	303	243	244	No of Bihours														

LETTERS a TO k INDICATE THE NUMBER OF MISSING BIHOURLY VALUES 1 TO 11, RESPECTIVELY

TABLE 113

DAILY MEAN DEPARTURES FROM BALANCE, +60 (IN UNITS OF 0.1% OF TOTAL COSMIC-RAY IONIZATION)
CORRECTED TO 510 mm Hg, ON GREENWICH MEAN TIME, INSTITUTO GEOFISICO DE HUANCAYO, 1964

Day	Jan.	Feb.	Mar.	Apr.	May	June	July	Aug.	Sept.	Oct.	Nov.	Dec.																Day
1	121	118	115	121	117			125	132	123[b]		106																1
2	119	121	121	119	119		121	125	130[c]			107																2
3	114	113[k]	123	117	121[c]		118	127	131	125[a]		104[c]																3
4	113	116[d]	121[a]	118		120[b]	120	127	129	125		103																4
5	114	117	122	120	122	121	120	125	132	120		104																5
6	117	116	119	119	120	123[a]	121	123	130	121		108																6
7	118[d]	115[a]	115	117	120	120	121	125	124	123		109																7
8		115	118	121[a]	120[b]	121	120	122	124	121		108																8
9	114	115	121	118	118	118	123	121	122	120[c]		109[g]																9
10	119	118	118	119	115	121	120	124[b]	118	124		108																10
11	116	118	117[c]	118	118	122[a]	120[d]	122	122	126		111																11
12	116	120	118	119	116	119	123	120	118[b]	124	105[d]	108																12
13	119[a]	120	117	119[h]	115	119	119	120[d]	125	128	104	109																13
14	120	117	116	118	118	118	121[a]	120	123	126	103	110																14
15	120	115	115	120	119	118	123	124	122	127	104[c]	108																15
16	119	112	115	120	118	121	125	122[b]	126[d]	128[g]	105	108																16
17	118	113[b]	119	117	118	118	125	124		126[e]	102	106[a]																17
18	114	115	115[g]	122	117	119	120	123		130[g]	106	103[a]																18
19	115	117		119	118	118	119	126		134	109	107																19
20	117	117	119[i]	115	122	120[c]	122	128	125	130	104	107																20
21	118[b]	118	119[b]	116	121	122	127	127	125[d]	127	106	108																21
22	120[c]	115	113	117[a]		119	124	124	122	130[h]	106	111																22
23	118[d]	120	117	116	121	119	125	127	125		106	111																23
24	122	119	115	115	120	120	123	127	122	128[g]	106	108[c]																24
25	119	118	116	117	119	121[b]	125	126[b]	123	128	104	106																25
26	122	117	118	116	120	121	126	126	126	124[e]	106[a]	106																26
27	118	120	121	119	118[a]	121	124	125	125		106	104																27
28	120	117	120	116	118	119	127	124	129		109	107[b]																28
29	121	116	120	118		120	129	130	127		109[a]	106[a]																29
30	120		120	117		119[b]	124[d]	133	128		111[g]	104																30
31	117		121				124	132				104																31
Mean	117.9	116.8	118.1	118.1	118.8	119.9	122.6	125.0	125.4	125.8	105.8	107.0																
	346	330	338	350	306	313	351	362	311	236	212	354	No of Bihours															

LETTERS a TO k INDICATE THE NUMBER OF MISSING BIHOURLY VALUES 1 TO 11, RESPECTIVELY

TABLE 114

DAILY MEAN DEPARTURES FROM BALANCE, +60 (IN UNITS OF 0.1% OF TOTAL COSMIC-RAY IONIZATION)
CORRECTED TO 510 mm Hg, ON GREENWICH MEAN TIME, INSTITUTO GEOFISICO DE HUANCAYO, 1965

Day	Jan.	Feb.	Mar.	Apr.	May	June	July	Aug.	Sept.	Oct.	Nov.	Dec.												Day
1	106	100	94	98	91	86	85	83	89	82[d]	84	83[b]												1
2	106	98	94	110	92	87	81	82	84	79[a]	81	78												2
3	106	99	92	93[a]	93	89	84	85	83	82	84	79												3
4	103	98[a]	93	93[a]	93	86	85	85	81	82	86	80												4
5	102[k]	102	96	97	93	86	83	88	81	80[b]	86	79												5
6	103	102	93	96	93	85	83	85	84	76	85	80												6
7	105[b]	101[d]	95	99	94	85	87	87	83	80	83	81												7
8	104		90	97	90	82	87	88	81[c]	80	81	79												8
9	102[e]	97[b]		98	90	79[d]	89	87	81	79	82	80												9
10	101	93[b]		96	91	83	87	86	83		82	84												10
11	104	95	96	97	91	84	87	88	84	81	84	80												11
12	104	97	95	96	92	86	85	85	86	80[g]	85	79												12
13	100	94	91	96	92[b]	85	84	86	81	83[g]	83	82												13
14	99[h]	96	93	98	94	85	83	86	82	78	82	81												14
15	100	91	95	96	93	88	87	88	85	78	85	81												15
16	99	93	95	98	92	75[d]	88	84	82	81	84	81												16
17	102	95	96	100	87	81[b]	88	81	80[c]	83	85	80												17
18	100	97[c]	97	97	86	80	86	86[b]	80	82	84	80												18
19	99	100	96	95	94	84	86	83	78	80	86	82												19
20	103	98	98	96	92	85	86	83	80	79	86	82												20
21	100[a]	98[a]	96	94	92	81	87	83	81	84	88	80												21
22		98[d]	93	95	89[a]	83	82	78	78	82	85	78												22
23	98	96	98	93	89	85	87	83	80[a]	78	84	79												23
24	100	94	97	90	88	87	84	83	79[d]	81	85[b]	80												24
25	101	94	95	92	90	90[a]	84[d]	81	78	84	87	81												25
26	98	92	97	92[c]	92	82	87	81	82	80	87	82												26
27	101[b]	93	100	92	89	80	84	81	75	82	83	78												27
28	102	96	100	94	90	82	85	79	80	81	84	78												28
29	102		98	93	88	86	84	78	78	82	85	77												29
30	102		97	90	86	81[i]	85	79[c]	80	81	83	80												30
31	98		97		87		82	81		82		76[b]												31
Mean	101.7	96.6	95.4	95.7	90.7	83.9	85.2	83.6	81.1	80.7	84.3	80.0												
	338	303	348	355	369	339	368	367	343	339	358	368	No. of Bihours											

LETTERS a TO k INDICATE THE NUMBER OF MISSING BIHOURLY VALUES 1 TO 11, RESPECTIVELY

TABLE 115

DAILY MEAN DEPARTURES FROM BALANCE, +60 (IN UNITS OF 0.1% OF TOTAL COSMIC-RAY IONIZATION)
CORRECTED TO 510 mm Hg, ON GREENWICH MEAN TIME, INSTITUTO GEOFISICO DE HUANCAYO, 1966

Day	Jan.	Feb.	Mar.	Apr.	May	June	July	Aug.	Sept.	Oct.	Nov.	Dec.												Day
1	76	69	65	51	60	45	50	52	37[a]	34	46	49[a]												1
2	72	70	68	47[f]	62	50	45	53	40	37	41	48												2
3	70	74	71[b]		58[j]	48	52	54	28	40	40	47[b]												3
4	71	73	70[b]			50	55	50	28	38	42	45												4
5	73	70	70		60[h]	49	53	49	26[j]	47	44[a]	45												5
6	75	71	72		62	52	55	52	31	42		44												6
7	74	75	67		56	50	54[d]	53	33	42		46												7
8	74	78	70[c]	57	59	50	55	55	40	41		46												8
9	74	74	68	60	60	51	44	53	43	42	48[j]	48												9
10	73	74	68	63	61	50	48	52	46	43	46	50												10
11	74	74	67	60	64	55	53	52	47	43	50	51												11
12	76	76		58[b]	62	56	53	51	46	42	50	53												12
13	77	75[g]	62	63	63	56	49	48	46	42	50	51												13
14	79	73[a]	68	62	57[b]	57[b]	48	50[b]	44	35[i]	47[b]	37												14
15	76		68	60	62	53	52	47	39	41	50	41												15
16	75		66	63	59	60	52	48	30[k]	34	53	42												16
17	77[c]		70	62	60	54[d]	51	50[b]		40	52	47												17
18	75		69	62	65	57	52	52	37	44	46	40												18
19	76	80[b]	69	63	58[b]	55	48	49	38	47[e]	50	43[b]												19
20	71	75	69	64	64[e]	52	48	48	38	40[k]	49	40												20
21	68	70[a]	72	64	61	54[e]	48	50	38	44[a]	47	46[b]												21
22	72	67[b]	70	60	65	53	48[c]	49	33[g]	52	48													22
23	68	60	63	60	62	56	50	47	35[g]	50	48	45[j]												23
24	68	66	55	59	63	50	49	46	19	44	50[a]	46												24
25	66	67	53	62	60	47	50	47		44	45	39												25
26	65	66	46	60	60	49	50	45	26	42	45[c]	34[f]												26
27	66	69	44	58	57	50	49	48	33	43[e]	48	47[k]												27
28	69	63	44[c]	57[a]	56	53	48	50	33	40	45[a]	45												28
29	64		46	60	56	52	48	48	40	43	51	46[b]												29
30	64[c]			62	54	50	47	47	37	49	52[b]													30
31	69[h]		48[d]		53		48	29		46														31
Mean	71.9	71.3	63.4	59.9	60.0	52.1	50.1	49.2	36.1	42.3	47.5	45.0												
	358	275	328	291	333	349	365	368	303	345	304	297	No of Bihours											

LETTERS a TO k INDICATE THE NUMBER OF MISSING BIHOURLY VALUES 1 TO 11, RESPECTIVELY

TABLE 116

DAILY MEAN DEPARTURES FROM BALANCE, +60 (IN UNITS OF 0.1% OF TOTAL COSMIC-RAY IONIZATION)
CORRECTED TO 510 mm Hg, ON GREENWICH MEAN TIME, INSTITUTO GEOFISICO DE HUANCAYO, 1967

Day	Jan.	Feb.	Mar.	Apr.	May	June	July	Aug.	Sept.	Oct.	Nov.	Dec.												Day
1	86	85[a]	83	87	83	73	73	77	76	75	70	71												1
2	86	85[b]	82[e]	76	70	75	71	79	72	74[a]	73	76												2
3	80	81[d]	86[b]	82[b]	73	79	76	77[a]	75	77	71	72												3
4	86		82	73	73	77	80	76	73[f]	76		72[b]												4
5	90[b]		83	71	78[c]	80	83[c]	72		71[a]	75	70												5
6	88	79	79	73	80[c]	76	79[b]	67[d]		71	74[d]	70												6
7	82	80[b]	78	75		66[b]	78	70		73	72	71												7
8	84	74	80	77		66	82	69	72[a]	71	71	70												8
9	78	74	79	79		71	78	74	73	76	70	68												9
10	79	75	77	77		71	80	73	80	75	76	73												10
11	82	79	79	77		74	78	72	74[b]	73	72	71												11
12	82	82	76	80		74	76	72	77	73	75	73												12
13	81	78[e]	77	78[g]		76[b]	78	74	78	74	72	70[b]												13
14	78	81[d]	78	76		80[d]	81	80	76	76	75	71[a]												14
15	74	87	76	77	83[h]	80	76	80	75	73	76	80												15
16	79	78	81	84	82	80	77	78[i]	76	72[f]	73	71												16
17	80	77	78[b]	81	83	81	79	77	76	72[c]	76	72												17
18	83	78	79	82	82[c]	80	80	72	75	73	78	72[a]												18
19	85	75	79	81[b]	81	81	85	75	77	76	81	67												19
20	86[b]	81	78	87[b]	84	83	79[b]	77	68	79	79[c]	70												20
21	88	80	84	83	82	85	86[b]	78	70[b]	76	81	70												21
22	88	86	85	83	82	81	82	77	72	78	77	68												22
23	82	83	84	79		84	83	75[d]	73	73[f]	77	75												23
24	83	87	86	82	86	85	84	78	70	80[g]	77	76												24
25	82	85	84	82	82	81	83	74	70	78	71	76												25
26	84	84	85	83	75[b]	79	81	68	72	80[a]	75[f]	76[a]												26
27	83	82	86	83	66	74	83	72	78	78[b]	72	78												27
28	87	82	80	81	69	66[g]	81	72	80	69[j]	73	73												28
29	87[k]		84	85	73	72	71	75	79	67[i]	70	77												29
30	86		82	78	73	70	67	78	74	63	70	66												30
31	85		85		72		70	79		68		70												31
Mean	83.4	80.7	81.1	79.7	77.8	76.7	78.7	74.7	74.5	73.9	74.2	72.1												
	357	294	363	347	245	345	363	354	313	325	335	365	No. of Bihours											

LETTERS a TO k INDICATE THE NUMBER OF MISSING BIHOURLY VALUES 1 TO 11, RESPECTIVELY

TABLE 117

DAILY MEAN DEPARTURES FROM BALANCE, +60 (IN UNITS OF 0.1% OF TOTAL COSMIC-RAY IONIZATION)
CORRECTED TO 510 mm Hg, ON GREENWICH MEAN TIME, INSTITUTO GEOFISICO DE HUANCAYO, 1968

Day	Jan.	Feb.	Mar.	Apr.	May	June	July	Aug.	Sept.	Oct.	Nov.	Dec.													Day
1	75	66	66[f]	66	65	58	65	67[b]	64	57	21[c]	54													1
2	71[a]	61	70	66	67[a]	58	62	69	60	51	22	49													2
3	72[b]	66	72	66	66	62	68	66[b]	55	47[a]	26[b]	44													3
4	74[a]	69	74	64[b]	67	62	66[b]	65	54	48	33	48													4
5	76	67	70[c]	65	66	64[d]	72	64	51	55	37	45[b]													5
6	71	73[c]	66	64	66		66	64[h]	54	49	44	37													6
7	73	70	69	61	66		67	62[h]	42	52	46[e]	38													7
8	74	73	71	59	63	75[j]	64	60[b]	52	50	48	38													8
9	76[a]	76	74	58	67[a]	64	64	58	60	52	44	43													9
10	80	77	76	57	69	65[a]	59	57	57	54[b]	48	43													10
11	80	77	68	63[c]	65	57[g]	49[b]	59	56	54	46	41													11
12	76	72	64[b]	64	62	52	54	61	55[a]	57	48	42[c]													12
13	73	70[a]	64	60[c]	61		52	63	53	59	47[a]	42													13
14	75	64	64	67	60	61	52	62	55	60	51[a]	40													14
15	75	66	65[c]	66	63	62	55	63[b]	55	62	42	45													15
16	79[a]	65	64	66	65[a]	59	60	63	54	57	38	42													16
17	78	64	60	69	61	56	61	58	56	54[a]	32	47													17
18	77	66	61	65[b]	64	47[c]	63[b]	56	56	52	41	46													18
19	77	64	58	64[f]	61	59	64	54	58[b]	53	47	43[c]													19
20	76	64[a]	58	67	63	59[b]	63	55	58	51	43	43													20
21	77	62	55[a]	69	63	59	64	56	56	54	40[c]	46													21
22	76	63		71	60	62	62	56[b]	56	55	46	40													22
23	73[a]	63	69	69	60[b]	63	61	57	54[g]	55	50	43													23
24	76	62	57	70	56	64	65	58	60[j]	51[a]	49	47													24
25	76	61	62	63[b]	59	66	66[b]	56	59	54	36[b]	46													25
26	68	63	61	66	65[a]	64	63	60	60[b]	56	44	47[b]													26
27	59	64[a]	61	65	68	64[a]	65	58	64	52	49	48													27
28	68	71	58[a]	66	66	65	67	57	62	59	50[b]	48													28
29	71	65	62	63	63	66	67	59[b]	59	41	57	50													29
30	71[a]		62	67	62[a]	62	65	64[e]	60	22	57[b]	51													30
31	66		63		58[e]		70	64		28[a]		48													31
Mean	73.8	67.0	64.8	64.9	63.5	61.3	62.6	60.4	56.5	51.6	42.7	44.6													
	364	342	340	342	360	296	364	338	339	366	339	362	No of Bihours												

LETTERS a TO k INDICATE THE NUMBER OF MISSING BIHOURLY VALUES 1 TO 11, RESPECTIVELY

TABLE 118 DIURNAL VARIATION IN DEPARTURES FROM BALANCE, +600 (IN UNITS OF 0.01% OF TOTAL COSMIC-RAY IONIZATION) CORRECTED TO 510 mm Hg, ON GREENWICH MEAN TIME, FOR DAYS WITH COMPLETE RECORDS; BY MONTHS, SEASONS, AND YEAR, INSTITUTO GEOFISICO DE HUANCAYO, 1960

	1h	3h	5h	7h	9h	11h	13h	15h	17h	19h	21h	23h	Mean	No. of complete days
Jan.	10.39	10.17	10.21	10.38	10.29	10.30	10.11	10.49	10.63	10.69	10.73	10.48	10.41	30
Feb.	10.67	10.77	10.84	10.77	11.10	11.05	10.94	11.05	11.49	11.36	11.47	11.21	11.06	22
Mar.	11.15	11.06	11.03	11.20	11.39	11.14	11.13	11.26	11.35	11.63	11.53	11.33	11.27	28
Apr.	10.53	10.35	10.38	10.44	10.58	10.57	10.59	10.62	10.83	10.80	10.90	10.57	10.60	26
May	9.89	9.77	9.96	9.83	9.85	9.70	9.86	10.02	10.43	10.46	10.42	10.04	10.02	26
June	10.99	10.85	10.74	10.95	11.05	10.79	11.10	11.22	11.35	11.45	11.32	11.08	11.07	26
July	10.90	10.79	10.85	10.70	10.70	10.95	10.92	11.12	11.20	11.47	11.49	11.10	11.02	22
Aug.	11.81	11.47	11.68	11.74	11.55	11.75	11.64	11.68	11.96	12.19	12.26	11.91	11.80	26
Sept.	11.83	11.64	11.68	11.73	11.90	11.88	11.73	11.87	12.00	12.13	12.20	11.95	11.88	29
Oct.	11.51	11.35	11.54	11.50	11.56	11.53	11.50	11.87	11.91	12.02	11.89	11.89	11.67	28
Nov.	10.64	10.73	10.53	11.11	11.12	11.05	11.00	11.05	11.26	11.16	11.00	11.00	10.97	21
Dec.	11.76	11.92	12.13	12.08	12.20	11.91	12.10	12.13	12.45	12.14	12.36	11.97	12.10	27
I	10.86	10.90	10.93	11.08	11.18	11.08	11.04	11.18	11.46	11.34	11.39	11.16	11.14	100
II	11.26	11.10	11.16	11.22	11.36	11.28	11.24	11.40	11.52	11.64	11.63	11.44	11.36	111
III	10.90	10.72	10.81	10.80	10.79	10.80	10.88	11.01	11.24	11.39	11.37	11.03	10.98	100
Year	11.01	10.91	10.97	11.03	11.11	11.05	11.05	11.20	11.41	11.46	11.46	11.21	11.16	311

TABLE 119 DIURNAL VARIATION IN DEPARTURES FROM BALANCE, +600 (IN UNITS OF 0.01% OF TOTAL COSMIC-RAY IONIZATION) CORRECTED TO 510 mm Hg, ON GREENWICH MEAN TIME, FOR DAYS WITH COMPLETE RECORDS; BY MONTHS, SEASONS, AND YEAR, INSTITUTO GEOFISICO DE HUANCAYO, 1961

	1h	3h	5h	7h	9h	11h	13h	15h	17h	19h	21h	23h	Mean	No. of complete days
Jan.	1213	1207	1221	1218	1240	1228	1225	1237	1248	1263	1259	1253	1234	26
Feb.	1203	1213	1204	1213	1213	1239	1220	1235	1250	1240	1224	1207	1222	23
Mar.	1195	1193	1215	1220	1241	1239	1240	1226	1238	1244	1256	1227	1228	28
Apr.	1204	1197	1213	1212	1231	1218	1223	1222	1269	1259	1257	1225	1228	28
May	1228	1198	1202	1212	1232	1207	1213	1218	1244	1253	1249	1221	1223	25
June	1227	1201	1220	1193	1204	1186	1197	1215	1227	1248	1242	1227	1216	29
July	1169	1160	1187	1177	1177	1187	1163	1189	1182	1200	1181	1203	1181	23
Aug.	1234	1214	1212	1212	1251	1256	1244	1267	1278	1304	1288	1246	1250	20
Sept.	1267	1255	1275	1276	1293	1287	1298	1307	1309	1322	1328	1280	1291	26
Oct.	1291	1296	1308	1318	1327	1313	1314	1307	1336	1320	1319	1300	1312	31
Nov.	1343	1342	1342	1360	1363	1351	1326	1346	1345	1368	1350	1323	1347	25
Dec.	1309	1301	1326	1313	1340	1320	1312	1318	1324	1340	1323	1298	1319	27
I	1267	1266	1273	1276	1289	1284	1271	1284	1292	1303	1289	1270	1280	101
II	1239	1235	1253	1256	1273	1264	1269	1266	1288	1286	1290	1258	1265	113
III	1214	1193	1205	1198	1216	1209	1204	1222	1233	1251	1240	1226	1218	97
Year	1240	1231	1244	1243	1259	1252	1248	1257	1271	1280	1273	1251	1254	311

TABLE 120 DIURNAL VARIATION IN DEPARTURES FROM BALANCE, +600 (IN UNITS OF 0.01% OF TOTAL COSMIC-RAY IONIZATION) CORRECTED TO 510 mm Hg, ON GREENWICH MEAN TIME, FOR DAYS WITH COMPLETE RECORDS; BY MONTHS, SEASONS, AND YEAR, INSTITUTO GEOFISICO DE HUANCAYO, 1962

	1h	3h	5h	7h	9h	11h	13h	15h	17h	19h	21h	23h	Mean	No. of complete days
Jan.	1303	1311	1319	1308	1343	1294	1321	1330	1353	1352	1341	1313	1324	21
Feb.	1238	1197	1239	1265	1242	1247	1227	1272	1299	1293	1300	1265	1257	13
Mar.	1281	1247	1268	1297	1287	1286	1268	1293	1313	1315	1313	1272	1287	19
Apr.	1205	1196	1202	1194	1208	1199	1184	1197	1238	1239	1221	1233	1210	23
May	1236	1235	1210	1247	1270	1260	1257	1249	1268	1295	1265	1249	1253	25
June	1262	1259	1250	1264	1267	1272	1264	1255	1313	1315	1297	1280	1275	21
July	1284	1262	1269	1296	1292	1290	1286	1293	1322	1328	1326	1278	1294	27
Aug.	1274	1249	1266	1280	1279	1286	1284	1274	1321	1313	1297	1277	1283	27
Sept.	1227	1231	1230	1258	1278	1248	1243	1259	1281	1282	1277	1259	1256	26
Oct.	1251	1223	1237	1249	1261	1238	1250	1254	1280	1272	1270	1254	1253	30
Nov.	1269	1282	1272	1288	1262	1278	1288	1300	1316	1314	1304	1288	1288	20
Dec.	1234	1218	1236	1251	1245	1228	1244	1269	1276	1316	1304	1270	1258	8
I	1261	1252	1266	1278	1273	1262	1270	1293	1311	1319	1312	1284	1282	62
II	1241	1224	1234	1250	1258	1243	1236	1251	1278	1277	1270	1254	1252	98
III	1264	1251	1249	1272	1277	1277	1273	1268	1306	1313	1296	1271	1276	100
Year	1255	1242	1250	1267	1269	1261	1260	1271	1298	1303	1293	1270	1270	260

TABLE 121 DIURNAL VARIATION IN DEPARTURES FROM BALANCE, +600 (IN UNITS OF 0.01% OF TOTAL COSMIC-RAY IONIZATION) CORRECTED TO 510 mm Hg, ON GREENWICH MEAN TIME, FOR DAYS WITH COMPLETE RECORDS; BY MONTHS, SEASONS, AND YEAR, INSTITUTO GEOFISICO DE HUANCAYO, 1963

	1h	3h	5h	7h	9h	11h	13h	15h	17h	19h	21h	23h	Mean	No. of complete days
Jan.	1320	1289	1301	1323	1317	1305	1280	1361	1322	1339	1358	1305	1318	13
Feb.	1313	1325	1313	1340	1370	1315	1332	1351	1369	1372	1391	1354	1345	22
Mar.	1266	1271	1283	1302	1299	1293	1291	1277	1296	1313	1305	1302	1292	24
Apr.	1253	1260	1271	1275	1288	1288	1278	1292	1314	1310	1315	1283	1286	25
May	1211	1219	1236	1226	1253	1230	1240	1252	1248	1263	1256	1241	1240	30
June	1227	1227	1230	1230	1230	1227	1257	1243	1274	1274	1280	1240	1245	26
July	1204	1216	1194	1204	1230	1231	1224	1214	1263	1246	1254	1239	1227	25
Aug.	1168	1133	1126	1147	1182	1184	1158	1182	1202	1196	1189	1164	1169	13
Sept.	1112	1138	1129	1146	1157	1144	1134	1145	1169	1166	1175	1131	1146	25
Oct.	1140	1128	1136	1147	1150	1141	1145	1165	1178	1183	1188	1152	1154	22
Nov.	1141	1132	1144	1149	1163	1148	1164	1161	1191	1208	1177	1154	1161	16
Dec.	1113	1131	1121	1150	1173	1119	1131	1157	1183	1189	1195	1143	1150	15
I	1222	1219	1220	1240	1256	1222	1227	1258	1266	1277	1280	1239	1244	66
II	1193	1199	1204	1218	1224	1216	1212	1220	1239	1243	1246	1217	1220	96
III	1202	1199	1197	1202	1224	1218	1220	1223	1247	1245	1245	1221	1220	94
Year	1206	1206	1207	1220	1235	1219	1220	1234	1251	1255	1257	1226	1228	256

TABLE 122 DIURNAL VARIATION IN DEPARTURES FROM BALANCE, +600 (IN UNITS OF 0.01% OF TOTAL COSMIC-RAY IONIZATION) CORRECTED TO 510 mm Hg, ON GREENWICH MEAN TIME, FOR DAYS WITH COMPLETE RECORDS; BY MONTHS, SEASONS, AND YEAR, INSTITUTO GEOFISICO DE HUANCAYO, 1964

	1h	3h	5h	7h	9h	11h	13h	15h	17h	19h	21h	23h	Mean	No. of complete days
Jan.	1190	1142	1164	1171	1174	1188	1182	1178	1192	1180	1211	1169	1178	25
Feb.	1146	1135	1167	1168	1168	1172	1158	1161	1214	1202	1210	1168	1172	25
Mar.	1151	1178	1152	1163	1189	1178	1164	1175	1208	1218	1211	1189	1181	25
Apr.	1170	1166	1161	1170	1192	1180	1171	1169	1202	1209	1194	1174	1180	27
May	1180	1160	1169	1194	1192	1168	1180	1179	1203	1225	1205	1180	1186	23
June	1179	1158	1185	1199	1186	1187	1189	1199	1213	1231	1225	1207	1196	21
July	1210	1200	1207	1217	1224	1215	1227	1233	1251	1257	1266	1225	1228	27
Aug.	1230	1234	1242	1250	1269	1263	1256	1261	1271	1273	1237	1252	1253	27
Sept.	1253	1230	1268	1249	1276	1245	1250	1237	1268	1288	1258	1242	1255	23
Oct.	1221	1251	1214	1245	1260	1235	1235	1278	1283	1287	1281	1263	1254	15
Nov.	1019	1033	1032	1062	1071	1059	1054	1044	1081	1052	1083	1061	1054	14
Dec.	1049	1042	1072	1088	1071	1057	1059	1067	1089	1107	1091	1082	1073	24
I	1101	1088	1109	1122	1121	1119	1113	1112	1144	1135	1149	1120	1119	88
II	1199	1206	1199	1207	1229	1210	1205	1215	1240	1250	1236	1217	1218	90
III	1200	1188	1201	1215	1218	1208	1213	1218	1234	1246	1233	1216	1216	98
Year	1167	1161	1170	1181	1189	1179	1174	1182	1206	1210	1206	1184	1184	276

TABLE 123 DIURNAL VARIATION IN DEPARTURES FROM BALANCE, +600 (IN UNITS OF 0.01% OF TOTAL COSMIC-RAY IONIZATION) CORRECTED TO 510 mm Hg, ON GREENWICH MEAN TIME, FOR DAYS WITH COMPLETE RECORDS; BY MONTHS, SEASONS, AND YEAR, INSTITUTO GEOFISICO DE HUANCAYO, 1965

	1h	3h	5h	7h	9h	11h	13h	15h	17h	19h	21h	23h	Mean	No. of complete days
Jan.	998	1007	1015	1022	1008	1008	1005	1010	1019	1044	1051	1025	1018	24
Feb.	944	929	960	964	977	964	954	962	978	974	972	968	962	20
Mar.	936	918	950	961	960	958	942	956	964	969	982	950	954	29
Apr.	940	953	947	972	977	967	947	964	963	967	963	961	960	27
May	895	873	889	914	904	892	887	914	931	949	937	909	908	29
June	818	826	820	835	840	822	833	845	870	885	878	852	844	25
July	845	830	830	848	850	850	846	853	879	877	876	856	852	30
Aug.	823	805	811	826	843	842	842	827	853	864	860	841	836	29
Sept.	777	807	813	809	832	814	804	814	820	829	820	815	813	26
Oct.	781	785	808	810	825	812	804	798	808	828	823	796	806	25
Nov.	825	816	841	852	861	836	850	836	840	858	863	829	842	29
Dec.	788	772	783	823	802	804	791	792	808	799	824	818	800	29
I	889	881	900	915	912	903	900	900	911	919	928	910	906	102
II	858	866	880	888	898	888	876	883	889	898	897	880	883	107
III	845	834	838	856	859	852	852	860	883	894	888	864	860	113
Year	864	860	873	886	890	881	876	881	894	904	904	885	883	322

TABLE 124 DIURNAL VARIATION IN DEPARTURES FROM BALANCE, +600 (IN UNITS OF 0.01% OF TOTAL COSMIC-RAY IONIZATION) CORRECTED TO 510 mm Hg, ON GREENWICH MEAN TIME, FOR DAYS WITH COMPLETE RECORDS; BY MONTHS, SEASONS, AND YEAR, INSTITUTO GEOFISICO DE HUANCAYO, 1966

	1h	3h	5h	7h	9h	11h	13h	15h	17h	19h	21h	23h	Mean	No. of complete days
Jan.	724	675	698	734	719	705	720	717	741	750	758	723	722	28
Feb.	671	687	683	717	719	713	704	714	724	731	722	718	709	19
Mar.	615	615	625	664	652	651	639	622	646	655	655	639	640	24
Apr.	614	583	589	610	600	591	589	600	615	631	638	616	606	22
May	598	584	572	578	580	600	584	610	618	646	641	604	601	25
June	478	496	505	510	524	510	511	528	547	545	550	510	518	27
July	478	486	474	490	482	483	487	509	538	549	529	504	501	29
Aug.	484	470	470	457	508	482	486	507	500	516	512	503	491	29
Sept.	351	328	321	366	379	355	342	380	401	407	403	394	369	23
Oct.	398	387	388	428	417	418	416	434	453	445	467	425	423	26
Nov.	456	440	448	451	476	476	484	498	494	504	500	482	476	20
Dec.	410	423	460	483	458	451	433	472	462	450	474	452	452	20
I	565	556	572	596	593	586	585	600	605	609	614	594	590	87
II	494	478	481	517	512	504	496	509	529	534	541	518	510	95
III	510	509	505	509	524	519	517	538	551	564	558	530	528	110
Year	523	514	519	541	543	536	533	549	562	569	571	547	543	292

TABLE 125 DIURNAL VARIATION IN DEPARTURES FROM BALANCE, +600 (IN UNITS OF 0.01% OF TOTAL COSMIC-RAY IONIZATION) CORRECTED TO 510 mm Hg, ON GREENWICH MEAN TIME, FOR DAYS WITH COMPLETE RECORDS; BY MONTHS, SEASONS, AND YEAR, INSTITUTO GEOFISICO DE HUANCAYO, 1967

	1h	3h	5h	7h	9h	11h	13h	15h	17h	19h	21h	23h	Mean	No. of complete days
Jan.	778	799	810	844	835	816	834	851	847	844	839	841	828	28
Feb.	796	760	770	822	810	777	791	804	826	832	841	814	804	20
Mar.	791	784	814	807	820	791	780	793	826	844	844	830	810	28
Apr.	772	760	757	772	788	770	774	793	819	861	840	827	794	26
May	741	726	753	782	772	788	798	779	791	807	779	766	773	17
June	741	785	758	779	770	776	739	766	787	800	805	786	774	26
July	766	768	776	789	790	800	779	788	796	806	768	774	783	27
Aug.	729	719	727	740	761	744	758	757	754	786	748	754	748	27
Sept.	731	733	719	737	767	752	755	736	759	782	783	739	749	23
Oct.	706	720	712	734	735	743	735	752	763	767	759	742	739	21
Nov.	723	714	749	726	735	731	720	744	763	752	754	774	740	26
Dec.	695	678	699	714	737	688	710	724	752	770	745	735	721	26
I	748	738	757	776	779	753	764	781	797	800	795	791	773	100
II	750	749	750	762	778	764	761	768	792	812	806	784	773	98
III	744	750	754	772	773	777	768	772	782	800	775	770	770	97
Year	747	746	754	770	777	765	764	774	790	804	792	782	772	295

TABLE 126 DIURNAL VARIATION IN DEPARTURES FROM BALANCE, +600 (IN UNITS OF 0.01% OF TOTAL COSMIC-RAY IONIZATION) CORRECTED TO 510 mm Hg, ON GREENWICH MEAN TIME, FOR DAYS WITH COMPLETE RECORDS; BY MONTHS, SEASONS, AND YEAR, INSTITUTO GEOFISICO DE HUANCAYO, 1968

	1h	3h	5h	7h	9h	11h	13h	15h	17h	19h	21h	23h	Mean	No. of complete days
Jan.	715	721	694	721	733	709	729	762	748	780	781	769	738	24
Feb.	655	644	641	669	673	665	661	674	684	684	702	681	669	25
Mar.	618	607	642	629	670	638	635	637	673	703	683	688	652	24
Apr.	639	634	636	639	628	631	635	636	686	708	702	660	653	24
May	612	617	606	614	611	643	621	646	663	678	656	649	635	24
June	562	579	606	604	633	626	614	616	638	623	629	614	612	20
July	608	601	596	626	627	633	629	631	663	661	641	624	628	27
Aug.	589	564	568	567	596	592	574	621	610	627	627	614	596	22
Sept.	541	522	554	569	570	558	561	568	588	586	582	571	564	25
Oct.	511	486	510	529	532	534	509	535	539	551	531	534	525	26
Nov.	402	396	389	420	438	417	418	446	469	480	452	465	433	21
Dec.	407	411	422	456	444	441	433	445	477	493	470	464	447	27
I	545	543	536	566	572	558	560	582	594	609	601	595	572	97
II	577	562	586	592	600	590	585	594	622	637	624	613	598	99
III	593	590	594	603	617	624	610	628	644	647	638	625	618	93
Year	573	565	572	587	596	591	585	601	620	631	621	611	596	289

FREDERICKSBURG MAGNETIC OBSERVATORY

TABLE 127 COSMIC-RAY BIHOURLY MEAN VALUES OF DEPARTURES FROM BALANCE, IN UNITS OF 0.1% OF THE TOTAL IONIZATION + 100 CORRECTED FOR BURSTS AND TO BAROMETRIC PRESSURE 760 MM HG, VALUES CENTERED AT INDICATED GMT HOURS JANUARY 1960

Day	1h	3h	5h	7h	9h	11h	13h	15h	17h	19h	21h	23h		Sum	Mean	B				Day
1	64	66	67	61	58	56	55	60	64	65	51	56		723	60					1
2	60	65	62	58	60	52	56	54	49	55	52	57		680	57					2
3	63	55	56	47	40	34	46	49	55	41	60	55		601	50					3
4	57	57	61	52	55	49	42	38	51	43	51	49		605	50					4
5	50	52	59	52	54	43	47	42	50	48	52	50		599	50					5
6	51	36	39	34	33	32	38	39	42	56	42	52		494	41					6
7	50	46	37	46	51	46	44	44	49	56	52	61		582	48					7
8	60	57	57	54	51	50	51	49	46	54	61	58		648	54					8
9	60	49	57	48	50	47	50	48	54	58	51	47		619	52					9
10	54	50	49	49	35	40	47	50	42	48	54	48		566	47					10
11	48	40	52	49	46	50	40	51	48	56	48	53		581	48					11
12	52	55	52	51	50	36	41	40	45	49	45	52		568	47					12
13	38	39	37	39	27	39	32	46	46	49	53	45		490	41					13
14	55	38	36	24	26	35	35	42	29	38	33	34		425	35					14
15	29	27	33	38	45	29	33	30	31	30	37	40		402	34					15
16	41	35	35	40	37	44	40	46	41	42	44	49		494	41					16
17	44	38	38	31	33	34	34	27	36	33	42	28		418	35					17
18	38	39	29	33	39	33	31	36	31	34	31	34		408	34					18
19	37	41	40	44	45	47	47	48	49	51	50	53		552	46					19
20	46	48	49	50	44	55	44	47	58	55	66	55		617	51					20
21	53	57	60	54	54	59	58	58	61	70	56	61		701	58					21
22	69	67	67	69	59	67	69	60	66	54	73	59		779	65					22
23	57	56	67	59	64	63	59	63	63	61	60	60		732	61					23
24	60	63	66	61	59	62	56	67	66	67	62	59		748	62					24
25	56	57	60	61	66	63	58	56	58	60	56	58		709	59					25
26	54	60	63	56	57	49	60	48	55	56	59	52		669	56					26
27	51	55	48	54	60	50	39	49	51	54	49	54		614	51					27
28	56	50	47	53	54	54	48	58	46	50	54	49		619	52					28
29	56	54	44	44	52	50	57	61	53	52	51	43		617	51					29
30	50	51	51	49	49	54	46	57	51	52	50	41		601	50					30
31	55	52	48	59	50	51	49	40	58	45	58	48		613	51			DAYS		MEAN 31
Sum*	1614	1555	1566	1519	1503	1473	1452	1503	1544	1582	1603	1560		18474	1539•	COMPLETE		31	=	49.6
Mean*	52.1	50.2	50.5	49.0	48.5	47.5	46.8	48.5	49.8	51.0	51.7	50.3	→	595.9	→	COMPLETE		31	=	49.7
															•	ALL			=	

*FOR COMPLETE DAYS, B = 12; B = NO. OF BIHOURLY VALUES, 12 UNLESS INDICATED; • INDICATES COLUMN SUM

FREDERICKSBURG MAGNETIC OBSERVATORY

TABLE 128 COSMIC-RAY BIHOURLY MEAN VALUES OF DEPARTURES FROM BALANCE, IN UNITS OF 0.1% OF THE TOTAL IONIZATION + 100 FEBRUARY 1960

CORRECTED FOR BURSTS AND TO BAROMETRIC PRESSURE 760 MM HG, VALUES CENTERED AT INDICATED GMT HOURS

Day	1h	3h	5h	7h	9h	11h	13h	15h	17h	19h	21h	23h		Sum	Mean	B				Day
1	60	51	63	47	55	59	55	56	61	58	56	53		674	56					1
2	52	51	56	45	54	49	64	66	58	60	50	54		659	55					2
3	49	61	54	55	53	54	52	56	61	58	56	58		667	56					3
4	53	42	46	50	53	48	55	50	56	49	48	31		581	48					4
5	46	48	52	44	51	52	48	54	61	57	57	59		629	52					5
6	57	55	44	53	55	52	57	57	54	68	68	60		680	57					6
7	63	69	59	64	61	59	58	73	59	63	66	68		762	64					7
8	62	67	63	70	69	60	61	69	69	70	62	64		786	66					8
9	67	60	61	62	53	69	57	51	57	52	61	52		702	58					9
10	50	40	55	45	48	48	40	47	47	41	49	48		558	46					10
11	43	41	46	46	40	45	52	49	49	49	53	62		575	48					11
12	59	57	55	51	53	53	57	57				65		(507)	(56)	9				12
13	59	63	54	55	54	54	49	63	39	56	53	58		657	55					13
14	58	49	57	59	56	57	61	65	63	66	71	69		731	61					14
15	66	73	60	52	62	63	64	59	61	67	67	59		753	63					15
16	62	66	67	70	59	69	58	63	72	64	58	58		766	64					16
17	68	71	58	63	65	73	63	67	72	69	68	70		807	67					17
18	68	58	72	63	71	63	61	61	55	62	66	62		762	64					18
19	58	61	63	67	60	62	63	72	78	77	67	67		795	66					19
20	66	63	62	59	61	60	55	58	58	69	62	58		731	61					20
21	55	56	57	52	52	51	47	47	59	50	62	59		647	54					21
22	51	50	57	49	55	40	46	53	53	53	53	59		619	52					22
23	58	54	53	53	54	53	50	44	55	60	58	57		649	54					23
24	57	45	56	64	51	53	67	49	60	65	63	61		691	58					24
25	54	56	56	46	56	56	54	52	50	57	49	54		640	53					25
26	45	44	47	50	55	47	60	56	57	59	59	56		635	53					26
27	65	59	65	56	68	65	60	68	70	54	52	55		737	61					27
28	53	55	53	64	62	54	61	63	67	60	61	56		709	59					28
29	56	58	64	61	67	57	68	68	59	68	71	60		757	63					29
30																				30
31																		DAYS		MEAN 31
Sum*	1601	1566	1600	1564	1600	1572	1586	1636	1660	1681	1666	1627		19359	1614•	COMPLETE		28	=	57.6
Mean*	57.2	55.9	57.1	55.9	57.1	56.1	56.6	58.4	59.3	60.0	59.5	58.1	→	691.2	→	COMPLETE		28	=	57.6
	*FOR COMPLETE DAYS, B = 12; B = NO. OF BIHOURLY VALUES, 12 UNLESS INDICATED; • INDICATES COLUMN SUM														1678	ALL		29	=	57.6

FREDERICKSBURG MAGNETIC OBSERVATORY

TABLE 129 COSMIC-RAY BIHOURLY MEAN VALUES OF DEPARTURES FROM BALANCE, IN UNITS OF 0.1% OF THE TOTAL IONIZATION + 100
CORRECTED FOR BURSTS AND TO BAROMETRIC PRESSURE 760 MM HG, VALUES CENTERED AT INDICATED GMT HOURS

Day	1h	3h	5h	7h	9h	11h	13h	15h	17h	19h	21h	23h		Sum	Mean	B					Day
1	69	62	54	63	64	59	59	56	63	57	65	55		726	60						1
2	51	47	57	49	51	49	56	51	56	59	56	53		635	53						2
3	54	62	55	55	57	54	61	73	68	66	73	67		745	62						3
4	64	66	75	70	80	72	75	77	78	71	79	76		883	74						4
5	81	79	80	82	77	77	82	75	75	73	73	74		928	77						5
6	75	75	67	67	69	70	76	68	78	74	73	70		862	72						6
7	66	69	72	67	70	64	66	80	80	77	75	78		864	72						7
8	78	80	74	72	77	71	79	89	77	78	76	72		923	77						8
9	71	65	77	67	71	74	65	67	78	74	76	68		853	71						9
10	74	76	67	76	79	72	72	75	73	73	62	75		874	73						10
11	74	72	74	63	59	72	60	67	74	72	62	68		817	68						11
12	66	75	70	73	75	76	69	78	75	73	72	81		883	74						12
13	69	71	75	72	75	70	68	70	74	73	72	68		857	71						13
14	67	75	85	73	68	76	76	74	85	73	77	66		895	75						14
15	68	58	67	72	68	73	66	70	70	69	68	66		815	68						15
16	62	63	60	55	60	62	65	56	57	57	54	55		706	59						16
17	54	51	52	53	54	49	50	53	51	59	55	55		636	53						17
18	54	65	47	54	53	59	52	62	56	60	63	61		686	57						18
19	61	67	70	69	62	66	70	72	77	77	72	63		826	69						19
20	72	67	73	65	67	69	72	68	72	68	69	70		832	69						20
21	73	67	83	75	73	62	73	73	80	70	79	79		887	74						21
22	81	82	77	68	71	73	82	75	75	81	81	77		923	77						22
23	73	80	85	78	79	80	74	79	67	69	71	73		908	76						23
24	70	71	69	67	56	70	60	75	73	74	79	63		827	69						24
25	68	64	66	71	73	79	80	72	77	76	81	76		883	74						25
26	60	65	70	68	81	65	69	66	69	72	73	71		829	69						26
27	63	49	64	62	63	59	62	63	59	71	63	61		739	62						27
28	63	59	53	51	59	59	55	57	56	62	55	59		688	57						28
29	56	58	55	49	57	58	61	60	70	62	60	59		705	59						29
30	53	66	56	65	57	58	56	64	62	57	56	57		707	59						30
31	56	51	59	58	59	48	53	40	44	40	31	37		576	48		DAYS		MEAN		31
Sum*	2046	2057	2088	2029	2064	2045	2064	2105	2149	2117	2101	2053		24918	2078•	COMPLETE	31	=	67.0		
Mean*	66.0	66.4	67.4	65.5	66.6	66.0	66.6	67.9	69.3	68.3	67.8	66.2	→	804.0	→	COMPLETE	31	=	67.0		
															•	ALL		=			

*FOR COMPLETE DAYS, B = 12; B = NO. OF BIHOURLY VALUES, 12 UNLESS INDICATED; • INDICATES COLUMN SUM

FREDERICKSBURG MAGNETIC OBSERVATORY

TABLE 130 COSMIC-RAY BIHOURLY MEAN VALUES OF DEPARTURES FROM BALANCE, IN UNITS OF 0.1% OF THE TOTAL IONIZATION + 100
CORRECTED FOR BURSTS AND TO BAROMETRIC PRESSURE 760 MM HG, VALUES CENTERED AT INDICATED GMT HOURS

Day	1h	3h	5h	7h	9h	11h	13h	15h	17h	19h	21h	23h		Sum	Mean	B					Day
1	24	25	21	21	30	25	33	25	30	19	16	14		283	24						1
2	21	23	22	25	30	31	32	34	31	40	25	25		339	28						2
3	22	19	10	21	34	27	17	28	28	29	26	19		280	23						3
4	29	21	21	21	25	22	25	32	33	42	30	35		336	28						4
5	30	34	37	25	39	25	41	40	38	39	54	47		449	37						5
6	57	47	44	41	54	43								(286)	(48)	6					6
7																					7
8																					8
9																					9
10																					10
11																					11
12								33	43	45	46	49		(216)	(43)	5					12
13	41	37	44	44	44	41	33	44	34	44	48	46		500	42						13
14	32	38	41	42	46	51	40	41	40	41	43	37		492	41						14
15	45	41	45	44	40	30	37	47	54	43	52	34		512	43						15
16	38	40	40	36	43	47	51	46	36	34	43	38		492	41						16
17	37	39	42	40	40	40	36	35	38	41	37	43		468	39						17
18	33	41	37	37	34	43	39	50	44	47	40	45		490	41						18
19	42	49	48	45	53	58	57	54	59	56	53	44		618	52						19
20	47	48	55	56	50	51	54	51	45	41	55	47		600	50						20
21	45	55	47	43	45	51	42	50	46	44	42	45		555	46						21
22	45	44	46	50	39	48	47	51	53	48	50	52		573	48						22
23	45	52	51	49	41	45	48	44	49	50	46	58		578	48						23
24	39	47	45	43	50	43	44	39	53	48	48	48		547	46						24
25	44	48	50	43	47	48		52	43	48	41	51		(515)	(47)	11					25
26	46	47	44	55	44	49	51	45	44	53	47	46		571	48						26
27	48	45	51	49	46	42	42	42	58	50	57	53		583	49						27
28	45	44	36	38	34	35	44	34	42	39	43	40		474	40						28
29	41	45	42	42	41	41	52	47	45	44	44	40		524	44						29
30	45	45	37	28	37	43	44	40	22	24	38	38		441	37						30
31																		DAYS		MEAN	31
Sum*	840	879	862	854	885	888	909	919	922	916	937	894		10705	895•	COMPLETE		22	=	40.7	
Mean*	38.2	40.0	39.2	38.8	40.2	40.4	41.3	41.8	41.9	41.6	42.6	40.6	→	486.6	→	COMPLETE		22	=	40.6	
															1033•	ALL		25	=	41.3	

*FOR COMPLETE DAYS, B = 12; B = NO. OF BIHOURLY VALUES, 12 UNLESS INDICATED; • INDICATES COLUMN SUM

FREDERICKSBURG MAGNETIC OBSERVATORY

MAY 1960

TABLE 131 COSMIC-RAY BIHOURLY MEAN VALUES OF DEPARTURES FROM BALANCE, IN UNITS OF 0.1% OF THE TOTAL IONIZATION + 100
CORRECTED FOR BURSTS AND TO BAROMETRIC PRESSURE 760 MM HG, VALUES CENTERED AT INDICATED GMT HOURS

Day	1h	3h	5h	7h	9h	11h	13h	15h	17h	19h	21h	23h		Sum	Mean	B					Day
1	30	18	25	35	27	30	22	28	40	28	29	44		356	30						1
2	35	32	46	47	44	39	41	27	38	33	40	38		460	38						2
3	39	42	35	41	42	47	46	45	49	47	42	40		515	43						3
4	41	40	46	45	36	42	37	39	35	47	46	44		498	42						4
5	39	38	48	49	49	40	45	47	44	36	50	42		527	44						5
6	43	38	51	40	36	41	33	35	35	45	39	40		476	40						6
7	39	36	38	33	28	35	36	35	41	41	38	35		435	36						7
8	40	40	31	23	37	37	36	35	26	27	20	-1		351	29						8
9	10	18	14	17	27	29	30	29	51	43	47	39		354	30						9
10	35	35	33	30	34	33	34	37	41	42	54	38		446	37						10
11	47	39	39	29	37	48	47	38	36	36	35	29		460	38						11
12	38	43	36	33	45	34	48	35	31	39	39	41		462	38						12
13	38	50	34	36	40	44	31	36	51	37	41	44		482	40						13
14	51	45	47	40	40	29	34	43	35	49	46	41		500	42						14
15	42	39	39	43	39	33	32	38	36	32	36	35		444	37						15
16	47	33	36	30	28	30	29	37	34	37	32	31		404	34						16
17		33	26	27	32	35	35	39	39	38	39			(343)	(34)	10					17
18		32	35	32	48	40			40	46	49	43		(365)	(41)	9					18
19	49	44	54	48	44	37	42	39	43	45	45	42		532	44						19
20	43	39	41	35						38				(196)	(39)	5					20
21																					21
22																					22
23										43	43	35		(121)	(40)	3					23
24	32	40	40	42	48	41	40	34	30	33	34	22		436	36						24
25	36	38	40	36	30	34	33	34	34	35	40	39		429	36						25
26	34	36	41	43	38	36	40	31	51	45	43	45		483	40						26
27	42	33	42	38	35	45	35	32	33	44	40	42		461	38						27
28	40	42	40	40	42	43	46	48	49	34	43	35		502	42						28
29	40	35	36	37	27	21	32	33	27	35	30	27		380	32						29
30	22	23	31	30	31	27	35	37	25	38	30	30		359	30						30
31	29	36	37	40	40	37	41	38	30	37	39	37		441	37			DAYS		MEAN	31
Sum*	938	913	959	925	924	912	925	910	945	965	948	899		11193	933•	COMPLETE		25	=	37.3	
Mean*	37.5	36.5	38.4	37.0	37.0	36.5	37.0	36.4	37.8	38.6	39.1	36.0	→	447.8	→	COMPLETE		25	=	37.3	
	*FOR COMPLETE DAYS, B = 12; B = NO. OF BIHOURLY VALUES, 12 UNLESS INDICATED; • INDICATES COLUMN SUM														1087•	ALL		29	=	37.5	

FREDERICKSBURG MAGNETIC OBSERVATORY

JUNE 1960

TABLE 132 COSMIC-RAY BIHOURLY MEAN VALUES OF DEPARTURES FROM BALANCE, IN UNITS OF 0.1% OF THE TOTAL IONIZATION + 100
CORRECTED FOR BURSTS AND TO BAROMETRIC PRESSURE 760 MM HG, VALUES CENTERED AT INDICATED GMT HOURS

Day	1h	3h	5h	7h	9h	11h	13h	15h	17h	19h	21h	23h	Sum	Mean	B				Day
1	36	34	36	36	39	39	42	41	47	46	42	38	476	40					1
2	37	41	40	39	40	45	35	47	32	39	36	34	465	39					2
3	38	47	40	41	40	36	33						(275)	(39)	7				3
4	41		38	38	37	23	29						(206)	(34)	6				4
5		34	26	34	28	19					17	30	(188)	(27)	7				5
6		25	15										(40)	(20)	2				6
7	37	32	21	43				33	31	29	32		(258)	(32)	8				7
8					29	38	34	36			32		(169)	(34)	5				8
9			39	27	30	36	36	31			42		(241)	(34)	7				9
10	36	41	41	42	41	47	51	41	34	27	40	42	483	40					10
11	38	32	39	36	40	37	32	30	34	31	37	29	415	35					11
12				37	36	42	30	37	33	39	48	32	(334)	(37)	9				12
13	39	34	42	38	31					42	34	33	(293)	(37)	8				13
14				24	29			27			23	42	(145)	(29)	5				14
15	40	34	21	28	33	37	26	44	33	44	38	36	414	34					15
16	33	27	35	35	35			36	35	41	27	35	(339)	(34)	10				16
17				26	32				27	35	38	32	(190)	(32)	6				17
18	37	32	13	31	30	28	27	23	43	40	29	28	361	30					18
19	27	34	25	37	32	35	17	26	31	31	30	27	352	29					19
20	28	30	35	34	36	30	21	25	31	29		38	(337)	(31)	11				20
21	40	30	29	35	38	21	47	15	35	31	25	42	388	32					21
22	34	32	40	27	38	36	26	26	26	33	30	34	382	32					22
23	36	30	23	32	35	31	25	28	26	22	38	24	350	29					23
24	27	26	39	34	21	23	24	27	29	35	32	27	344	29					24
25	31	39	19	38	31	34				34	42	40	(308)	(34)	9				25
26	37	37	44	36	36	35	25	31	29	41	46	48	445	37					26
27	39	34	29	38	20	30	35	25	19	31	30	35	365	30					27
28	16	8	7	18				20	23				(92)	(15)	6				28
29	19	25	20	13	25		24	23	25	16	16	20	(226)	(21)	11				29
30	18	18	23	8	32						27	13	(139)	(20)	7				30
31																	DAYS		MEAN 31
Sum*	464	437	419	451	443	444	412	404	418	451	453	444	5240	436•	COMPLETE		13	=	33.5
Mean*	35.7	33.6	32.2	34.7	34.1	34.2	31.7	31.1	32.2	34.7	34.8	34.2	→ 403.2	→	COMPLETE		13	=	33.6
	*FOR COMPLETE DAYS, B = 12; B = NO. OF BIHOURLY VALUES, 12 UNLESS INDICATED; • INDICATES COLUMN SUM													946•	ALL		30	=	31.5

FREDERICKSBURG MAGNETIC OBSERVATORY JULY 1960

TABLE 133 COSMIC-RAY BIHOURLY MEAN VALUES OF DEPARTURES FROM BALANCE, IN UNITS OF 0.1% OF THE TOTAL IONIZATION + 100
CORRECTED FOR BURSTS AND TO BAROMETRIC PRESSURE 760 MM HG, VALUES CENTERED AT INDICATED GMT HOURS

Day	1h	3h	5h	7h	9h	11h	13h	15h	17h	19h	21h	23h		Sum	Mean	B				Day
1	16	15	29	25						10	31	48		(174)	(25)	7				1
2	28				27			31		30	20			(136)	(27)	5				2
3	36	19			23	37		30	28	29	48	36		(286)	(32)	9				3
4	22	28	36	39	36	22	38	36	26	40	32			(355)	(32)	11				4
5		36	35	24	39	23	27	31	42	36		38		(331)	(33)	10				5
6	41			38	27	33	39	34	33	33	35	29		(342)	(34)	10				6
7	38	36	42	38		40	33	39	35	34				(335)	(37)	9				7
8	45	41	45	47	38	34	30	37						(317)	(40)	8				8
9				37	24		38							(99)	(33)	3				9
10				48	41	41	34		25	42	42	38		(311)	(39)	8				10
11	43	29	37	31	35	37	43	37	49	41	21	32		435	36					11
12	48	33	39	41	35	30	45	34	37	40	41	30		453	38					12
13	29	21	29	32										(111)	(28)	4				13
14												32		(32)	(32)	1				14
15	22	13												(35)	(18)	2				15
16																				16
17									29	38	36	32		(135)	(34)	4				17
18	18	31	33	38	31	35				35	31	29		(281)	(31)	9				18
19			27	31	33	24	20	20	20	24	18	32		(249)	(25)	10				19
20	22	26	18	22	25	28	15	15	29	32	30	29		291	24					20
21	32	29	25	35	38	17	33	39	35	25	32	35		375	31					21
22	32	24	27	41	26									(150)	(30)	5				22
23	35			37	33	25	17	25				39		(211)	(30)	7				23
24																				24
25																				25
26																				26
27																				27
28																				28
29	34	20	8	15	15	16	25	23	17					(173)	(19)	9				29
30																				30
31																		DAYS		MEAN 31
Sum*	145	117	119	129	133	112	136	125	150	138	124	126		1554	129•	COMPLETE		4	=	32.2
Mean*	36.2	29.2	29.8	32.2	33.2	28.0	34.0	31.2	37.5	34.5	31.0	31.5	→	388.3	→	COMPLETE		4	=	32.4
															708•	ALL		23	=	30.8

*FOR COMPLETE DAYS, B = 12; B = NO. OF BIHOURLY VALUES, 12 UNLESS INDICATED; • INDICATES COLUMN SUM

FREDERICKSBURG MAGNETIC OBSERVATORY AUGUST 1960

TABLE 134 COSMIC-RAY BIHOURLY MEAN VALUES OF DEPARTURES FROM BALANCE, IN UNITS OF 0.1% OF THE TOTAL IONIZATION + 100
CORRECTED FOR BURSTS AND TO BAROMETRIC PRESSURE 760 MM HG, VALUES CENTERED AT INDICATED GMT HOURS

Day	1h	3h	5h	7h	9h	11h	13h	15h	17h	19h	21h	23h		Sum	Mean	B				Day
1																				1
2																				2
3				27	34	32	30	43	30	34				(230)	(33)	7				3
4			32	26										(58)	(29)	2				4
5																				5
6																				6
7																				7
8																				8
9																				9
10																				10
11																				11
12																				12
13																				13
14																				14
15								43	36	41	42	40		(202)	(40)	5				15
16					42	47		28	42	38	41	42		(280)	(40)	7				16
17	39	43	44	40	40	41	45	45	51	43	39	48		518	43					17
18	38	44	46	50	45	40	42	45	52	47	45	45		539	45					18
19	50	46	51	36	53	36	52		30	56				(410)	(46)	9				19
20	44				49	42	44	51	39	59	56	38		(422)	(47)	9				20
21	37	49	39	35	43	40	40	52	56	57	49	51		548	46					21
22	47	45	42	45	39	43	47	43	52	55	56	56		570	48					22
23	54	52	42	53	47	36	46	46	56	49	56	58		595	50					23
24	56	44	44	42	48	36	44	41	48	50	44	54		551	46					24
25	51	56	43	45	43	46	39	47	46	55	47	50		568	47					25
26	49	47	48	40	37	37	34	27	37	47	46	54		503	42					26
27	46	38	34	40	43	34	39	46	39	49	50	49		507	42					27
28																				28
29																				29
30																				30
31																		DAYS	MEAN	31
Sum*	417	418	382	390	385	353	376	392	437	452	432	465		4899	409•	COMPLETE		9 =	45.4	
Mean*	46.3	46.4	42.4	43.3	42.8	39.2	41.8	43.6	48.6	50.2	48.0	51.7	→	544.3	→	COMPLETE		9 =	45.4	
	*FOR COMPLETE DAYS, B = 12; B = NO. OF BIHOURLY VALUES, 12 UNLESS INDICATED; • INDICATES COLUMN SUM														644•	ALL		15 =	42.9	

FREDERICKSBURG MAGNETIC OBSERVATORY — SEPTEMBER 1960

TABLE 135 — COSMIC-RAY BIHOURLY MEAN VALUES OF DEPARTURES FROM BALANCE, IN UNITS OF 0.1% OF THE TOTAL IONIZATION + 100 CORRECTED FOR BURSTS AND TO BAROMETRIC PRESSURE 760 MM HG, VALUES CENTERED AT INDICATED GMT HOURS

Day	1h	3h	5h	7h	9h	11h	13h	15h	17h	19h	21h	23h		Sum	Mean	B				Day
1																				1
2																				2
3																				3
4																				4
5																				5
6																				6
7																				7
8											39	38		(77)	(38)	2				8
9	50	44	44	51	49	49	40	36	46	49	31	39		528	44					9
10	41	45	47	47	44	48	44	55	44	50	44	47		556	46					10
11	46	52	52	43	50	41	50	45	45	48	44	53		569	47					11
12	46	48	52	48	41	48	48	45	50	51	52	52		581	48					12
13	41	51	52	45	54	55	52	50	56	52	60	51		619	52					13
14	62	60	53	52	44	56	53	54	53	60	63	58		668	56					14
15	61	45	53	56	53	50	46	51	55	57	59	47		633	53					15
16	51	52	53	45	48	44	41	48	46	51	52	61		592	49					16
17	60	51	47	53	51	48	39	53	60	48	56	58		624	52					17
18	48	55	45	49	44	54	44	48	49	53	54	54		597	50					18
19	48	45	43	46	44	50	45	48	50	50	51	50		570	48					19
20	47	46	46	45	48	47	49	43	51	48	58	52		580	48					20
21	60	48	49	43	46	60	52	46	45	50	46	52		597	50					21
22	43	43	53	46	57	51	47	61	59	50	57	49		616	51					22
23	55	45	52	52	57	54	53	51	50	57	50	58		634	53					23
24	44	45	50	48	53	46	58	53	58	54	54	52		615	51					24
25	53	44	60	49	57	42	56	47	44	55	50	51		608	51					25
26	52	50	46	53	63	42	53	47	50	53	45	56		610	51					26
27	50	58	47	55	48	48	47	52	59	53	49	45		611	51					27
28	54	50	47	48	47	44	46	55	50	58	51	53		603	50					28
29	57	52	58	58	46	52	53	55	57	57	43	55		643	54					29
30	48	52	47	52	58	51	44	47	52	51	51	51		604	50					30
31																		DAYS		MEAN 31
Sum*	1117	1081	1096	1084	1102	1080	1060	1090	1129	1155	1120	1144		13258	1105•	COMPLETE		22	=	50.2
Mean*	50.8	49.1	49.8	49.3	50.1	49.1	48.2	49.5	51.3	52.5	50.9	52.0	→	602.6	→	COMPLETE		22	=	50.2
															1143•	ALL		23	=	49.7

*FOR COMPLETE DAYS, B = 12; B = NO. OF BIHOURLY VALUES, 12 UNLESS INDICATED; • INDICATES COLUMN SUM

FREDERICKSBURG MAGNETIC OBSERVATORY OCTOBER 1960

TABLE 136 COSMIC-RAY BIHOURLY MEAN VALUES OF DEPARTURES FROM BALANCE, IN UNITS OF 0.1% OF THE TOTAL IONIZATION + 100
CORRECTED FOR BURSTS AND TO BAROMETRIC PRESSURE 760 MM HG, VALUES CENTERED AT INDICATED GMT HOURS

Day	1h	3h	5h	7h	9h	11h	13h	15h	17h	19h	21h	23h		Sum	Mean	B					Day
1	59	51	59	56	51	57	55	56	64	59	66	49		682	57						1
2	53	56	54	60	57	56	54	58	60	53	56	74		661	55						2
3	59	57	54	59	47	57	54	61	60	52	58	64		682	57						3
4	51	61	53	54	55	52	51	58	69	58	61	59		682	57						4
5	64	60	54	51	51	56	57	59	50	53	63	52		670	56						5
6	52	48	50	39	30	27	36	42	40	19	23	26		432	36						6
7	20	22	28	35	33	42	37	41	46	44	44	48		440	37						7
8	40	33	41	38	44	43	44	40	40	45	41	59		508	42						8
9	40	44	43	44	43	38	46	50	43	44	39	51		525	44						9
10	46	47	54	48	48	46	38	44	49	63	54	43		580	48						10
11	38	49	46	52	45	46	45	43	50	49	45	49		557	46						11
12	51	49	50	45	48	51	53	51	58	50	56	50		612	51						12
13	50	57	49	44	58	57	54	61	52	58	53	53		646	54						13
14	53	48	38	34	41	45	36	41	54	55	51	47		543	45						14
15	44	33	49	50	47	46	50	51	61	53	56	51		591	49						15
16	48	45	49	52	48	44	50	50	55	58	59	50		608	51						16
17	55	48	51	43	53	51	48	56	57	43	55	54		614	51						17
18	53	54	55	45	50	52	53	49	56	58	64	59		648	54						18
19	52	48	54	57	48	51	43	50	55	63	54	57		632	53						19
20	48	49	44	50	49	52	51	59	65	59	69	74		669	56						20
21	68	67	68	65	64	61	69	60	67	74	70	73		806	67						21
22	76	73	69	69	67	57	71	58	64	74	66	68		812	68						22
23	58	71	64	72	63	59	56	63	65	70	71	71		783	65						23
24	59	71	65	65	56	60	59	65	76	77	82	68		803	67						24
25	73	64	68	63	66	61	61	58	58	55	59	55		741	62						25
26	54	54	52	53	52	67	60	55	51	59	61	60		678	56						26
27	54	56	44	61	55	62	57	55	63	61	68	58		694	58						27
28	62	58	54	57	69	65	59	66	62	59	64	62		737	61						28
29	63	53	53	57	59	56	59	58	62	58	65	63		706	59						29
30	52	56	66	57	66	63	55	55	63	62	63	60		718	60						30
31	61	62	54	53	49	62	58	63	55	58	57	58		690	58			DAYS		MEAN	31
Sum*	1656	1644	1632	1628	1612	1642	1619	1676	1770	1743	1793	1735		20150	1680	COMPLETE		31	=	54.2	
Mean*	53.4	53.0	52.6	52.5	52.0	53.0	52.2	54.1	57.1	56.2	57.8	56.0	→	649.9	→	COMPLETE		31	=	54.2	
	*FOR COMPLETE DAYS, B = 12; B = NO. OF BIHOURLY VALUES, 12 UNLESS INDICATED; ● INDICATES COLUMN SUM														●	ALL			=		

FREDERICKSBURG MAGNETIC OBSERVATORY NOVEMBER 1960

TABLE 137 COSMIC-RAY BIHOURLY MEAN VALUES OF DEPARTURES FROM BALANCE, IN UNITS OF 0.1% OF THE TOTAL IONIZATION + 100
CORRECTED FOR BURSTS AND TO BAROMETRIC PRESSURE 760 MM HG, VALUES CENTERED AT INDICATED GMT HOURS

Day	1h	3h	5h	7h	9h	11h	13h	15h	17h	19h	21h	23h	Sum	Mean	B				Day
1	61	64	66	50	66	50	57	60	66	49	57	67	713	59					1
2	58	63	61	63	62	62	61	57	61	58	59	59	724	60					2
3	53	59	60	67	62	65	53	59	58	57	62	64	719	60					3
4	66	70	61	70	56	73	58	66	63	57	64	63	767	64					4
5	63	55	63	61	70	56	55	66	72	66	69	70	766	64					5
6	66	70	72	73	80	82	68	79	74	79	82	90	915	76					6
7	80	81	79	78	87	82	85	83	85	83	75	80	978	82					7
8	82	84	70	65	67	67	68	74	60	73	76	64	850	71					8
9	71	76	67	64	62	62	62	65	66	66	61	69	791	66					9
10	66	65	64	62	62	57	71	70	65	76	75	75	808	67					10
11	68	68	64	59	69	74	67	70	73	73	67	67	819	68					11
12	69	69	65	69	65	61	77	62	77	75	60	40	789	66					12
13	42	38	40	32	36	50	34	39	34	25	27	19	416	35					13
14	21	6	8	13	20	25	24	20	26	34	25	17	239	20					14
15	24	33	33	37	33	27	39	35	35	24	32	21	373	31					15
16	25	20	10	13	18	29	20	41	41	40	40	31	328	27					16
17	30	26	37	40	43	51	53	46	43	44	47	44	504	42					17
18	39	49	55	43	54	55	47	44	50	49	52	56	593	49					18
19	48	63	58	62	42	56	63	56	62	52	54	43	659	55					19
20	50	52	51	44	52	46	48	54	53	51	42	54	597	50					20
21	48	46	61	57	55	61	66	65	61	60	64	61	705	59					21
22	60	55	57	49	44	39	49	38	51	51	50	51	594	50					22
23	55	42	40		50	44						54	(285)	(48)	6				23
24																			24
25								60	51	60	64	60	(295)	(59)	5				25
26	61	60	55	49	56	55	52	53	50	58	57	51	657	55					26
27	59	58	54	54	50	48	52	50	65	61	56	56	663	55					27
28	61	56	61	58	60	50	52		54	53	52	54	(611)	(56)	11				28
29	55	64	58	57	52	51	63	56	54	56	59	65	690	58					29
30	55	58	66			64	70			85	85	75	(558)	(70)	8				30
31																	DAYS		MEAN	31
Sum*	1365	1394	1369	1331	1363	1384	1392	1408	1445	1417	1412	1377	16657	1389•	COMPLETE		25	=	55.6	
Mean*	54.6	55.8	54.8	53.2	54.5	55.4	55.7	56.3	57.8	56.7	56.5	55.1	→ 666.4	→	COMPLETE		25	=	55.5	
	*FOR COMPLETE DAYS, B = 12; B = NO. OF BIHOURLY VALUES, 12 UNLESS INDICATED; • INDICATES COLUMN SUM													1622•	ALL		29	=	55.9	

FREDERICKSBURG MAGNETIC OBSERVATORY DECEMBER 1960

TABLE 138 COSMIC-RAY BIHOURLY MEAN VALUES OF DEPARTURES FROM BALANCE, IN UNITS OF 0.1% OF THE TOTAL IONIZATION + 100
CORRECTED FOR BURSTS AND TO BAROMETRIC PRESSURE 760 MM HG, VALUES CENTERED AT INDICATED GMT HOURS

Day	1h	3h	5h	7h	9h	11h	13h	15h	17h	19h	21h	23h		Sum	Mean	B					Day
1	83	64	78	70	83	84	82	78	76	80	82	76		936	78						1
2	78	74	79	74	72	71	81	79	78	83	78	82		929	77						2
3	65	66	73	77	66	76	73	69	74	76	73	70		858	72						3
4	65	72	60	61	67	72	71	63	68	74	58	62		793	66						4
5	68	68	65	64	62	62	57	70	61	58	60	60		755	63						5
6	53	59	59	56	60	54	60	56	58	60	60	60		695	58						6
7	52	51	55	56	65	69	56	61	63	62	65	68		723	60						7
8	66	66	63	65	74	71	71	64	76	72	69	76		833	69						8
9	73	68	78	70	73	73	73	77	69	76	68	69		867	72						9
10	73	63	70	70	68	72	64	67	67	60	64	62		800	67						10
11	66	79	66	72	72	66	66	71	73	72	66	66		835	70						11
12	65	68	70	68	75	76	71	67	78	77	84	90		889	74						12
13	89	82	77	90	92	85	84	86	92	87	78	73		1015	85						13
14	78	81	81	81	73	80	69	77	84	73	67	63		907	76						14
15	62	69	67	67	67	69	71	71	62	69	67	69		810	68						15
16	68	63	70	72	69	77	83	75	70	72	85	75		879	73						16
17	76	78	76	74	73	76	77	75	77	77	82	82		923	77						17
18	82	84	82	77	80	78	77	76	77	83	82	83		961	80						18
19	85	81	77	81	78	82	70	82	77	79	87	85		964	80						19
20	87	79	71	76	73	80	80	79	80	70	85	77		937	78						20
21	83	78	71	74	80	75	77	75	83	73	85	86		940	78						21
22	87	86	93	86	87	88	83	91	88	83	87	89		1048	87						22
23	87	93	86	82	84	84	83	85	91	84	96	87		1042	87						23
24	89	86	86	82	93	86	76	82	88	81	76	73		998	83						24
25	81	76	82	82	77	78	79	72	77	75	72	68		919	77						25
26	75	70	68	68	68	59	70	73	60	65	78	63		817	68						26
27	54	59	68	67	66	71	67	66	78	76	76	72		820	68						27
28	74	70	75	73	81	81	81	81	78	79	83	76		932	78						28
29	75	77	73	74	68	71	80	72	76	70	73	71		880	73						29
30	70	73	74	72	72	76	71	77	77	73	65	66		866	72						30
31	68	67	67	73	77	68	70	69	75	71	70	72		847	71		DAYS		MEAN		31
Sum*	2277	2250	2260	2254	2295	2310	2273	2286	2331	2290	2321	2271		27418	2285•	COMPLETE	31	=	73.7		
Mean*	73.5	72.6	72.9	72.7	74.0	74.5	73.3	73.7	75.2	73.9	74.9	73.3	→	884.5	→	COMPLETE	31	=	73.7		
	*FOR COMPLETE DAYS, B = 12; B = NO. OF BIHOURLY VALUES, 12 UNLESS INDICATED; • INDICATES COLUMN SUM														•	ALL		=			

FREDERICKSBURG MAGNETIC OBSERVATORY JANUARY 1961

TABLE 139 COSMIC-RAY BIHOURLY MEAN VALUES OF DEPARTURES FROM BALANCE, IN UNITS OF 0.1% OF THE TOTAL IONIZATION + 100
CORRECTED FOR BURSTS AND TO BAROMETRIC PRESSURE 760 MM HG, VALUES CENTERED AT INDICATED GMT HOURS

Day	1h	3h	5h	7h	9h	11h	13h	15h	17h	19h	21h	23h		Sum	Mean	B					Day
1	59	65	64	69	63	68	74	79	83	72	79	82		857	71						1
2	70	67	73	70	68	67	77	75	72	76	71	80		866	72						2
3	81	71	84	79	83	79	77	81	84	86	82	88		975	81						3
4	87	89	91	86	84	87	85	89	89	85	88	86		1046	87						4
5	87	78	88	86	88	83	76	84	82	69	79	83		983	82						5
6	80	76	82	84	81	77	75	82	75	74	71	72		929	77						6
7	72	72	73	76	76	72	66	71	79	78	70	69		874	73						7
8	79	72	77	81	73	86	88	83	75	80	91	85		970	81						8
9	79	90	81	92	82	88	82	81	70	80	79	84		988	82						9
10	81	78	82	73	80	81	84	78	85	91	76	84		973	81						10
11	76	81	82	81	73	84	76	79	80	82	93	76		963	80						11
12	80	82	86	72	72	66	78	83	76	80	83	86		944	79						12
13	85	85	79	65	76	78	89	79	80	77	71	74		938	78						13
14	80	71	70	68	65	73	75	71	75	70	72	77		867	72						14
15	78	83	78	76	72	77	70	79	74	87	84	83		941	78						15
16	80	75	78	80	82	79	87	77	85	84	94	89		990	82						16
17	88	89	86	84	82	86	82	85	80	92	79	79		1012	84						17
18	80	85	77	78	81	86	79	81	86	85	87	75		980	82						18
19	82	76	78	78	83	83	91	84	73	77	83	78		966	80						19
20	75	76	85	86	82	89	89	89	88	94	86	89		1028	86						20
21	88	93	79	84	86	89	85	92	91	96	91	91		1065	89						21
22	84	88	87	83	88	87	82	88	95	90	84	82		1038	86						22
23	86	81	88	83	85	85	88	78	79	91	91	77		1012	84						23
24	85	80	89	78	78	74	83	82	76	84	84	82		975	81						24
25	86	93	87	78	98	88	89	87	87	86	90	88		1057	88						25
26	89	80	93	83	79	76	79	83	81	81	83	85		992	83						26
27	85	82	78	81	86	90	91	83	91	90	88	80		1025	85						27
28	83	84	83	84	85	80	88	74	90	85	81	79		996	83						28
29	77	79	84	83	81	87	83	81	83	85	85	74		982	82						29
30	88	78	82	93	95	96	85	87	86	86	90	83		1049	87						30
31	85	94	91	88	92	95	74	91	85	88	90	79		1052	88			DAYS		MEAN	31
Sum*	2515	2493	2535	2482	2499	2536	2527	2536	2535	2581	2575	2519		30333	2524•	COMPLETE		31	=	81.4	
Mean*	81.1	80.4	81.8	80.1	80.6	81.8	81.5	81.8	81.8	83.3	83.1	81.3	→	978.6	→	COMPLETE		31	=	81.6	
	*FOR COMPLETE DAYS, B = 12; B = NO. OF BIHOURLY VALUES, 12 UNLESS INDICATED; • INDICATES COLUMN SUM														•	ALL			=		

FREDERICKSBURG MAGNETIC OBSERVATORY FEBRUARY 1961

TABLE 140 COSMIC-RAY BIHOURLY MEAN VALUES OF DEPARTURES FROM BALANCE, IN UNITS OF 0.1% OF THE TOTAL IONIZATION + 100
CORRECTED FOR BURSTS AND TO BAROMETRIC PRESSURE 760 MM HG, VALUES CENTERED AT INDICATED GMT HOURS

Day	1h	3h	5h	7h	9h	11h	13h	15h	17h	19h	21h	23h		Sum	Mean	B					Day
1	76	76	82	87	79	87	85	75	74	90	82	83		976	81						1
2	76	80	79	83	89	92	86	87	88	82	84	86		1012	84						2
3	84	87	84	82	88	84	91	91	84	74	79	74		1002	84						3
4	80	71	74	76	74	87	85	90	76	70	66	72		921	77						4
5	71	64	67	71	73	76	75	82	76	77	79	75		886	74						5
6	68	75	76	82	81	89	84	79	85	90	79	76		964	80						6
7	77	81	73	76	73	76	80	81	83	79	72	74		925	77						7
8	67	74	73	74	74	74	66	76	76	80	81	81		896	75						8
9	77	71	71	73	73	70	74	82	75	84	85	77		912	76						9
10	87	84	79	81	83	78	75	81	85	80	86	75		974	81						10
11	79	81	77	78	82	77	84	85	84	87	78	89		981	82						11
12	85	95	91	83	86	81	78	74	85	88	82	86		1014	84						12
13	79	84	78	70	78	78	81	74	87	74	78	71		932	78						13
14	75	68	70	76	70	75	74	73	70	81	76	64		872	74						14
15	64	73	75	74	69	75	78	85	86	82	81	74		916	76						15
16	79	77	76	76	70	70	70	78	71	85	72	75		899	75						16
17	76	77	73	61	62	68	68	76	66	67	65	64		823	69						17
18	66	59	67	67	61	59	64	61	62	68	66	69		769	64						18
19	65	67	56	59	61	72	60	55	71	65	64	64		759	63						19
20	65	66	68	64	72	76	68	72	72	76	68	64		831	69						20
21	59	69	70	66	74	69	67	78	71	73	67	67		830	69						21
22	65	58	64	70	72	69	58	64	65	77	58	64		784	65						22
23	64	60	67	61	60	69	59	73	65	60	69	62		769	64						23
24	63	59	62	55	62	62	64	68	60	59	59	65		738	62						24
25	64	67	60	72	70	64	56	66	58	67	77	73		794	66						25
26	76	87	77	87	80	73	77	78	79	83	74	74		945	79						26
27	76	77	62	77	69	78	75	81	71	78	76	65		885	74						27
28	70	68	75	74	71	73	74	84	73	79	72	69		882	74						28
29																					29
30																					30
31																					31
																	DAYS		MEAN		
*Sum	2033	2055	2026	2055	2056	2101	2056	2149	2098	2155	2075	2032		24891	2076•	COMPLETE	28	=	74.1		
*Mean	72.6	73.4	72.4	73.4	73.4	75.0	73.4	76.8	74.9	77.0	74.1	72.6	→	889.0	→	COMPLETE	28	=	74.1		
	*FOR COMPLETE DAYS, B = 12; B = NO. OF BIHOURLY VALUES, 12 UNLESS INDICATED; • INDICATES COLUMN SUM														•	ALL		=			

FREDERICKSBURG MAGNETIC OBSERVATORY

MARCH 1961

TABLE 141

COSMIC-RAY BIHOURLY MEAN VALUES OF DEPARTURES FROM BALANCE, IN UNITS OF 0.1% OF THE TOTAL IONIZATION + 100
CORRECTED FOR BURSTS AND TO BAROMETRIC PRESSURE 760 MM HG, VALUES CENTERED AT INDICATED GMT HOURS

Day	1h	3h	5h	7h	9h	11h	13h	15h	17h	19h	21h	23h	Sum	Mean	B				Day
1	80	75	65	67	69	77	72	75	86	80	78	77	901	75					1
2	69	75	73	76	81	81	84	79	75	79	70	78	920	77					2
3	78	71	64	77	88	89	78	79	74	71	69	67	905	75					3
4	64	74	73	72	71	74	73	73	65	66	72	65	842	70					4
5	62	69	73	65	72	70	73	70	62	66	67	69	818	68					5
6	67	69	61	71	69	72	72	77	67	71	72	64	832	69					6
7	67	66	62	74	58	59	77	71	76	71	77	65	823	69					7
8	71	68	73	73	73	68	69	76	73	74	70	73	861	72					8
9	80	79	66	77	81	76	85	88	93	85	84	92	986	82					9
10	82	89	86	86	85	91	88	92	77	85	84	88	1033	86					10
11	80	84	80	86	76	85	83	79	82	81	77	69	962	80					11
12	77	75	75	74	83	74	73	80	79	78	74	77	919	77					12
13	76	76	77	83	76	72	74	78	77	74	80	84	927	77					13
14	80	80	66	78	58	77	81	79	77	83	89	76	924	77					14
15	74	74	80	77	78	78	90	78	77	84	82	79	951	79					15
16	87	85	78	85	86	84	82	89	94	83	89	93	1035	86					16
17	92	76	86	80	93	85	78	87	86	81	80	81	1005	84					17
18	83	80	84	76	75	71	81	84	85	75	80	78	952	79					18
19	75	70	75	80	70	71	73	67	75	82	72	76	886	74					19
20	79	73	75	70	77	73	77	79	77	74	76	68	898	75					20
21	83	83	72	84	80	73	76	65	71	69	71	71	898	75					21
22	71	80	86	81	88	81	80	81	78	71	78	77	952	79					22
23	78	78	78	78	86	90	84	82	84	81	81	85	985	82					23
24	82	89	89	76	85	84	80	88	91	87	87	87	1025	85					24
25	86	85	91	88	88	77	84	82	87	78	77	87	1010	84					25
26	75	88	83	87	84	78	77	79	78	80	75	71	955	80					26
27	77	94	69	74	72	76	77	76	66	69	64	64	878	73					27
28	61	78	72	66	73	73	61	70	70	89	74	69	856	71					28
29	66	70	75	72	69	85	79	87	84	82	68	90	927	77					29
30	64	67		76	79	77	67	76	76	74	83	71	(810)	(74)	11				30
31	76	68	70	76	70		82		82		70	56	(650)	(72)	9	DAYS		MEAN	31
Sum*	2202	2253	2187	2233	2244	2244	2261	2290	2266	2249	2217	2220	26866	2237•	COMPLETE	29	=	77.1	
Mean*	75.9	77.7	75.4	77.0	77.4	77.4	78.0	79.0	78.1	77.6	76.4	76.6	→ 926.5	→	COMPLETE	29	=	77.2	
														2383•	ALL	31	=	76.9	

*FOR COMPLETE DAYS, B = 12; B = NO. OF BIHOURLY VALUES, 12 UNLESS INDICATED; • INDICATES COLUMN SUM

FREDERICKSBURG MAGNETIC OBSERVATORY APRIL 1961

TABLE 142 COSMIC-RAY BIHOURLY MEAN VALUES OF DEPARTURES FROM BALANCE, IN UNITS OF 0.1% OF THE TOTAL IONIZATION + 100
CORRECTED FOR BURSTS AND TO BAROMETRIC PRESSURE 760 MM HG, VALUES CENTERED AT INDICATED GMT HOURS

Day	1h	3h	5h	7h	9h	11h	13h	15h	17h	19h	21h	23h		Sum	Mean	B				Day
1	67	76	72											(215)	(72)	3				1
2																				2
3																				3
4																				4
5							78	78	79		77	88		(400)	(80)	5				5
6	76	73	86	78	77	80	73	77	79	82	84	90		955	80					6
7	83	90	74	91	84	81	86	86	97	96	91	86		1045	87					7
8	86	89	83	87	89	87	88	95	87	79	89	86		1045	87					8
9	83	83	83	81	75	76	85	79	82	80	82	73		962	80					9
10	80	76	75	66	71	84	95	85	82	85	91	80		970	81					10
11	78	78	83	84	74	82	85	79	81	78	78	73		953	79					11
12	85	79	71	71	82	77	83	74	85	78	84	84		953	79					12
13	81	78	84	85	79	91	88	83	103	80	82	82		1016	85					13
14	87	74	81	70	71	66	75	71	64	65	62	78		864	72					14
15	64	73	64	65	63	58	68	64	74	71	67	64		795	66					15
16	63	56	54	65	72	64	58	66	67	66	69	69		769	64					16
17	72	70	71	78	80	77	71	78	88	75	76	73		909	76					17
18	80	75	77	78	73	86	81	73	75	80	76	81		935	78					18
19	78	81	75	87	80	82	81	81	84	81	87	82		979	82					19
20	75	69	88	78	77	90	78	83	79	78	80	74		949	79					20
21	73	67	78	78	82	64	74	73	78	70	68	76		881	73					21
22	62	60	70	76	77	79	83	73	72	71	70	58		851	71					22
23	73	68	76	74	74	80	73	74	74	64	71	61		862	72					23
24	64	67	60	68	67	67	67	75	66	68	65	67		801	67					24
25	71	64	65	51	70	67	69	65	62	61	63	68		776	65					25
26	61	65	65	69	62	67	69	73	78	60	72	65		806	67					26
27	70	69	72	76	81	75	76	72	73	80	81	76		901	75					27
28	79	79	79	81	77	80	75	72	85	86	82	77		952	79					28
29	75	88	89	95	87	79	88	87	90	83	93	82		1036	86					29
30	91	81	91	91	91	75	83	87	89	80	82	81		1022	85					30
31																	DAYS		MEAN	31
Sum*	1890	1852	1894	1923	1915	1914	1952	1925	1994	1897	1945	1886		22987	1915●	COMPLETE	25	=	76.6	
Mean*	75.6	74.1	75.8	76.9	76.6	76.6	78.1	77.0	79.8	75.9	77.8	75.4	→	919.6	→	COMPLETE	25	=	76.6	
	*FOR COMPLETE DAYS, B = 12; B = NO. OF BIHOURLY VALUES, 12 UNLESS INDICATED; ● INDICATES COLUMN SUM														2069●	ALL	27	=	76.6	

FREDERICKSBURG MAGNETIC OBSERVATORY MAY 1961

TABLE 143 COSMIC-RAY BIHOURLY MEAN VALUES OF DEPARTURES FROM BALANCE, IN UNITS OF 0.1% OF THE TOTAL IONIZATION + 100
CORRECTED FOR BURSTS AND TO BAROMETRIC PRESSURE 760 MM HG, VALUES CENTERED AT INDICATED GMT HOURS

Day	1h	3h	5h	7h	9h	11h	13h	15h	17h	19h	21h	23h	Sum	Mean	B				Day
1	74	76	78	70	76	78	73	71	69	71	68	72	876	73					1
2	76	75	76	76	69	67	80	71	72	75	78	69	884	74					2
3	76	71	85	79	80	82	73	77	72	78	72	77	922	77					3
4	72	74	79	79	78	81	80	82	81	85	85	75	951	79					4
5	79	70	78	73	67	67	67	75	74	82	77	71	880	73					5
6	75	62	67	66	69	71	69	73	62	73	80	70	837	70					6
7	64	61	62	62	64	69	59	64	70	65	64	63	767	64					7
8	56	66	59	64	63	61	66	62	67	63	64	59	750	62					8
9	68	64	65	63	69	59	67	56	68	70	69	70	788	66					9
10	65	67	65	63	72	67	68	68	68	64	65	71	803	67					10
11	67	66	62	64	68	62	62	73	71	62	68	64	789	66					11
12	69	58	63	63	65	62	69	62	55	69	66	66	767	64					12
13	67	66	65	68	71	59	64	68	66	65	62	65	786	66					13
14	69	58	67	63	65	63	65	67	66	62	60	66	771	64					14
15	64	71	68	65	69	65	56	57	68	64	66	63	776	65					15
16	59	60	62	63	71	64	67	63	63	65	60	64	761	63					16
17	64	71	79	67	65	62	65	67	69	75	69	70	823	69					17
18	63	63	66	69	66	64	74	68	72	72	74	69	820	68					18
19	60	77	74	71	63	69	64	74	71	77	74	76	850	71					19
20	75	81	78	78	75	75	62	75	76	77	75	69	896	75					20
21	83	73	75	66	72	75	70	77	77	81	78	73	900	75					21
22	77	63	68	68	67	69	68	64	58	57	62	58	779	65					22
23	72	58	62	70	64	64	75	67	78	71	64	67	812	68					23
24	72	80	75	72	70	69	75	75	76	78	77	73	892	74					24
25	71	70	66	70	66	75	72	63	67	72	63	70	825	69					25
26	69	69	62	68	67	71	69	65	64	64	69	66	803	67					26
27	66	74	75	72	77	69	80	74	72	79	80	75	893	74					27
28	68	74	69	77	73	64	69	67	75	73	65	83	857	71					28
29	68	72	63	69	64	62	60	66	72	69	74	73	812	68					29
30	75	77	81	74	76	70	70	71	72	76	73	74	889	74					30
31	69	63	66	67	72	68	66	68	72	71	59	60	801	67			DAYS		MEAN	31
*Sum	2152	2130	2160	2139	2153	2103	2124	2130	2163	2205	2160	2141	25760	2148•	COMPLETE		31	=	69.3	
*Mean	69.4	68.7	69.7	69.0	69.5	67.8	68.5	68.7	69.8	71.1	69.7	69.1	→ 831.0	→	COMPLETE		31	=	69.2	
	*FOR COMPLETE DAYS, B = 12; B = NO. OF BIHOURLY VALUES, 12 UNLESS INDICATED; • INDICATES COLUMN SUM													•	ALL			=		

FREDERICKSBURG MAGNETIC OBSERVATORY JUNE 1961

TABLE 144 COSMIC-RAY BIHOURLY MEAN VALUES OF DEPARTURES FROM BALANCE, IN UNITS OF 0.1% OF THE TOTAL IONIZATION + 100
CORRECTED FOR BURSTS AND TO BAROMETRIC PRESSURE 760 MM HG, VALUES CENTERED AT INDICATED GMT HOURS

Day	1h	3h	5h	7h	9h	11h	13h	15h	17h	19h	21h	23h		Sum	Mean	B					Day
1	71	63	65	60	55	63	61	59	57	59	65	57		735	61						1
2	50	62	59	62	47	53	58	54	60	62	58	61		686	57						2
3	58	62	51	64	50	57	49	63	59	60	59	63		695	58						3
4	73	60	67	56	58	60	60	64	60	64	66	65		753	63						4
5	71	69	58	62	56	53	62	64	62	66	60	55		738	62						5
6	55	60	63	62	58	50	51	57	67	64	60	60		707	59						6
7	51	58	57	56	54	47	51	50	59	62	54	56		655	55						7
8	52	58	52	61	56	62	56	52	63	63	60	53		688	57						8
9	61	57	58	54	51	58	52	58	53	51	55	50		658	55						9
10	47	55	58	57	64	64	63	56	51	49	57	65		686	57						10
11	58	63	60	57	62	57	56	52	51	57	53	50		676	56						11
12	56	55	58	58	61	59	61	50	56	57	52	51		674	56						12
13	51	57	54	54	55	52	56	49	56	57	57	55		653	54						13
14	61	61	66	65	55	61	60	66	61	65	63	58		742	62						14
15	65	54	57	64	57	69	68	65	66	63	74	59		761	63						15
16	69	66	70	68	68	66	70	68	64	64	70	69		812	68						16
17	71	69	64	62	68	69	66	57	66	75	70	66		803	67						17
18	66	67	71	63	70	68	63	67	66	75	71	68		815	68						18
19	69	62	64	55	59	57	59	60	61	66	56	69		737	61						19
20	56	51	56	58	53	51	64	68	57	54	56	56		680	57						20
21	51	62	59	51	59	51	52	55	51	51	52	55		649	54						21
22	49	54	53	53	55	55	54	55	53	54	56	56		647	54						22
23	53	63	57	54	48	57	48	47	58	65	52	67		669	56						23
24	54	59	62	60	60	56	53	64	63	65	61	69		726	60						24
25	54	74	55	74	66	63	59	63	58	62	58	59		745	62						25
26	66	61	59	57	52	59	60	66	56	66	69	63		734	61						26
27	64	58	63	60	62	67	58	60	66	65	61	64		748	62						27
28	63	69	55	58	50	58	57	59	61	59	54	63		706	59						28
29	56	58	63	52	54	57	45	55	55	57	56	57		665	55						29
30	59	61	59	58	58	55	57	57	53	54	55	51		677	56						30
31																		DAYS		MEAN	31
Sum*	1780	1828	1793	1775	1721	1754	1729	1760	1769	1831	1790	1790		21320	1775•	COMPLETE		30	=	59.2	
Mean*	59.3	60.9	59.8	59.2	57.4	58.5	57.6	58.7	59.0	61.0	59.7	59.7	→	710.8	→	COMPLETE		30	=	59.2	
	*FOR COMPLETE DAYS, B = 12; B = NO. OF BIHOURLY VALUES, 12 UNLESS INDICATED; • INDICATES COLUMN SUM														•	ALL			=		

FREDERICKSBURG MAGNETIC OBSERVATORY

TABLE 145 COSMIC-RAY BIHOURLY MEAN VALUES OF DEPARTURES FROM BALANCE, IN UNITS OF 0.1% OF THE TOTAL IONIZATION + 100 CORRECTED FOR BURSTS AND TO BAROMETRIC PRESSURE 760 MM HG, VALUES CENTERED AT INDICATED GMT HOURS

JULY 1961

Day	1h	3h	5h	7h	9h	11h	13h	15h	17h	19h	21h	23h		Sum	Mean	B					Day
1	57	59	52	57	56	56	57	51	60	57	55	60		677	56						1
2	59	50	51	58	58	44	55	53	60	59	59	61		667	56						2
3	59	64	63	57	56	64	56	60	61	69	58	63		730	61						3
4	70	62	58	63	53	57	63	57	63	64	60	55		725	60						4
5	58	65	55	47	51	68	51	54	52	60	57	56		674	56						5
6	62	44	48	52	60	56	52	50	52	50	56	63		645	54						6
7	64	62	52	53	49	60	55	53	52	55	60	54		669	56						7
8	56	60	53	64	54	60	57	59	58	69	63	58		711	59						8
9	59	61	47	60	61	67	53	59	67	67	65	58		724	60						9
10	58	72	56	66	67	65	54	68	66	63	61	65		761	63						10
11	59	62	60	62	68	55	66	66	58	57	63	62		738	62						11
12	58	66	62	59	55	66	56	64	58	67	60	57		728	61						12
13	61	63	61	65	62	55	46	35	38	40	38	28		592	49						13
14			35	47	48	41	45	29	22	25	30	25		(347)	(35)	10					14
15	29	36	46	52	44	33	48	36	36	28	37	36		461	38						15
16	31	30	39	41	36	48	40	41	50	41	40	37		474	40						16
17	34	45	42	42	38	42	44	49	43	47	51	53		530	44						17
18	46	43	50	41	43	36	47	40	44	43	32	28		493	41						18
19	36	28	23	50	46	38	34	43	27	33	35	28		421	35						19
20	44	42	38	49	37	41	43	34	45	39	35	35		482	40						20
21	35	40	43	44	34	34	40	33	39	40	38	43		463	39						21
22	35	41	38	44	33	36	41	42	40	42	40	43		475	40						22
23	43	42	47	39	34	43	33	32	46	39	42	54		494	41						23
24	51	45	49	40	37	40	43	33	44	44	48	52		526	44						24
25	44	57	46	35	36	42	44	51	45	49	50	47		546	46						25
26	52	50	43	51	43	41	44	49	49	56	58	43		579	48						26
27	40	42	29	42	39	46	42	43	45	40	35	39		482	40						27
28	24	37	44	48	45	41	41	51	47	42	38	46		504	42						28
29	37	40	50	49	50	46	47	48	48	32	43	37		527	44						29
30	38	48	47	57	48	45	45	51	50	51	50	38		568	47						30
31	43	42	46	45	52	46	48	49	38	48	53	49		559	47			DAYS		MEAN	31
*Sum	1442	1498	1438	1532	1445	1471	1445	1454	1481	1491	1480	1448		17625	1469	COMPLETE		30	=	49.0	
*Mean	48.1	49.9	47.9	51.1	48.2	49.0	48.2	48.5	49.4	49.7	49.3	48.3	→	587.6	→	COMPLETE		30	=	49.0	
	*FOR COMPLETE DAYS, B = 12; B = NO. OF BIHOURLY VALUES, 12 UNLESS INDICATED; • INDICATES COLUMN SUM														1504•	ALL		31	=	48.5	

FREDERICKSBURG MAGNETIC OBSERVATORY

AUGUST 1961

TABLE 146 COSMIC-RAY BIHOURLY MEAN VALUES OF DEPARTURES FROM BALANCE, IN UNITS OF 0.1% OF THE TOTAL IONIZATION + 100
CORRECTED FOR BURSTS AND TO BAROMETRIC PRESSURE 760 MM HG, VALUES CENTERED AT INDICATED GMT HOURS

Day	1h	3h	5h	7h	9h	11h	13h	15h	17h	19h	21h	23h	Sum	Mean	B	Day
1	41	51	52	52	39	46	52	45	49	50	53	50	580	48		1
2	50	49	51	49	49	44	44	52	54	57	59	50	608	51		2
3	47	52	56	52	48	48	50	47	58	54	47	56	615	51		3
4	55	56	55	59	56	53	47	53	61	57	55	57	664	55		4
5	55	50	53	58	54	65	54	57	61	58	56	57	678	56		5
6	63	55	60	54	49	58	54	56	54	66	57	57	683	57		6
7	56	56	51	45	44	59	49	54	58	59	61	67	659	55		7
8	58	58	56	50	60	48	54	48	64	56	59	48	659	55		8
9	51	52	50	54	51	48	54	61	59	61	54	57	652	54		9
10	51	64	61	48	63	57	54	51	50	57	58	64	678	56		10
11	60	61	63	57	55	57	53	56	66	62	58	60	708	59		11
12	53	58	55	52	54	54	55	46	55	52	58	54	646	54		12
13	57	53	55	54	57	63	59	59	61	58	58	67	701	58		13
14	76	60	53	68	68	62	67	59	73	76	61	67	790	66		14
15	62	56	58	54	56	58	52	66	58	55	68	66	709	59		15
16	58	51	55	57	58	49	52	50	64	60	70	56	680	57		16
17	62	62	58	59	53	56	54	55	56	62	65	59	701	58		17
18	70	49	59	60	56	60	52	52	55	60	57	63	693	58		18
19	49	59	59	54	49	55	51	52	64	53	64	57	666	56		19
20	62	56	58	50	52	58	62	55	59	59	60	64	695	58		20
21	54	59	55	55	50	43	45	52	51	55	63	60	642	54		21
22	57	53	55	51	51	51	53	52	63	54	68	58	666	56		22
23	60	61	60	51	52	61	57	58	53	52	64	48	677	56		23
24	62	54	64	67	63	55	46	57	58	64	65	57	712	59		24
25	59	61	51	53	57	59	68	53	65	62	61	61	710	59		25
26	66	66	66	65	59	57	58	58	50	63	53	55	716	60		26
27	58	57	53	56	63	57	48	54	52	60	60	59	677	56		27
28	57	54	62	54	55	53	58	60	52	62	60	56	683	57		28
29	64	61	60	45	61	58	51	63	62	60	55	57	697	58		29
30	54	67	61	57	61	55	66	61	54	61	57	59	713	59		30
31	52	58	52	54	55	56	57	54	55	50	58	55	656	55	DAYS	MEAN 31
Sum*	1779	1759	1757	1694	1698	1703	1676	1696	1794	1815	1842	1801	21014	1750•	COMPLETE 31	= 56.5
Mean*	57.4	56.7	56.7	54.6	54.8	54.9	54.1	54.7	57.9	58.5	59.4	58.1	→ 677.8	→ •	COMPLETE 31	= 56.5
															ALL	=

*FOR COMPLETE DAYS, B = 12; B = NO. OF BIHOURLY VALUES, 12 UNLESS INDICATED; • INDICATES COLUMN SUM

FREDERICKSBURG MAGNETIC OBSERVATORY

SEPTEMBER 1961

TABLE 147 COSMIC-RAY BIHOURLY MEAN VALUES OF DEPARTURES FROM BALANCE, IN UNITS OF 0.1% OF THE TOTAL IONIZATION + 100 CORRECTED FOR BURSTS AND TO BAROMETRIC PRESSURE 760 MM HG, VALUES CENTERED AT INDICATED GMT HOURS

Day	1h	3h	5h	7h	9h	11h	13h	15h	17h	19h	21h	23h	Sum	Mean	B	Day
1	52	50	55	59	58	55	58	63	54	57	54	48	663	55		1
2	54	55	61	51	57	62	56	54	54	61	60	60	685	57		2
3	57	56	64	64	54	54	60	62	53	72	58	64	718	60		3
4	53	63	59	63	61	70	66	59	60	67	65	70	756	63		4
5	55	66	60	62	68	60	56	55	63	59	69	60	733	61		5
6	65	64	59	67	58	61	60	66	60	61	54	63	738	62		6
7	57	60	56	62	64	58	55	62	54	67	72	61	728	61		7
8	55	54	58	53	59	57	65	63	72	68	71	65	740	62		8
9	66	62	59	66	60	66	63	52	68	65	66	62	755	63		9
10	62	63	57	60	65	62	62	58	57	67	56	66	735	61		10
11	62	52	55	50	51	63	56	48	52	46	55	53	643	54		11
12	47	57	58	58	51	50	46	52	52	45	55	61	632	53		12
13	49	57	60	51	58	49	48	53	61	50	62	58	656	55		13
14	54	56	40	54	52	53	52	55	53	59	56	56	640	53		14
15	57	59	45	53	48	49	47	48	61	57	67	73	664	55		15
16	65	54	64	68	57	63	57	55	66	72	73	65	759	63		16
17	52	60	61	60	63	60	50	69	57	68	62	63	725	60		17
18	67	66	56	53	55	53	49	64	66	69	68	59	725	60		18
19	59	63	50	57	48	53	53	52	62	56	53	61	667	56		19
20	55	53	50	55	52	46	55	54	67	64	54	68	673	56		20
21	57	59	62	47	61	55	58	64	64	64	62	65	718	60		21
22	57	56	55	50	55	51	64	59	67	68	67	61	710	59		22
23	53	56	57	57	63	59	56	54	65	65	59	60	704	59		23
24	65	55	65	56	67	67	74	53	61	59	65	60	747	62		24
25	63	63	60	59		61	52	70	59	64	56	66	(673)	(61)	11	25
26	63	60	62	62	62	59	62	60	68	58	61	64	741	62		26
27	66	66	67	70	70	80	68	53	59	66	65	72	802	67		27
28	69	80	67	58	66	60	62	71	71	70	71	81	826	69		28
29	71	69	68	68	66	74	73	64	68	71	81	66	839	70		29
30	62	67	72	63	69	71	69	68	69	74	67	45	796	66		30
31															DAYS	MEAN	31
Sum*	1706	1738	1702	1697	1718	1720	1700	1690	1784	1825	1828	1810	20918	1744•	COMPLETE	29 = 60.1	
Mean*	58.8	59.9	58.7	58.5	59.2	59.3	58.6	58.3	61.5	62.9	63.0	62.4	→ 721.1	→	COMPLETE	29 = 60.1	
														1805•	ALL	30 = 60.2	

*FOR COMPLETE DAYS, B = 12; B = NO. OF BIHOURLY VALUES, 12 UNLESS INDICATED; • INDICATES COLUMN SUM

FREDERICKSBURG MAGNETIC OBSERVATORY

OCTOBER 1961

TABLE 148

COSMIC-RAY BIHOURLY MEAN VALUES OF DEPARTURES FROM BALANCE, IN UNITS OF 0.1% OF THE TOTAL IONIZATION + 100
CORRECTED FOR BURSTS AND TO BAROMETRIC PRESSURE 760 MM HG, VALUES CENTERED AT INDICATED GMT HOURS

Day	1h	3h	5h	7h	9h	11h	13h	15h	17h	19h	21h	23h		Sum	Mean	B					Day
1	57	58	53	46	52	53	60	52	49	55	50	48		633	53						1
2	49	55	54	61	58	63	53	60	59	62	64	58		696	58						2
3	60	63	64	63	63	68	61	56	60	60	60	67		745	62						3
4	67	60	69	73	72	72	72	68	70	65	72	70		830	69						4
5	70	77	77	71	78	69	72	66	70	70	69	64		853	71						5
6	76	67	71	69	74	62	63	57	67	64	62	68		800	67						6
7	72	69	68	75	64	66	69	66	72	74	62	68		825	69						7
8	74	65	67	75	69	65	69	77	68	74	77	72		852	71						8
9	69	67	69	63	66	70	61	64	66	66	75	74		810	68						9
10	70	69	61	66	64	64	71	57	66	79	74	64		805	67						10
11	65	63	60	65	60	69	67	63	53	63	64	66		758	63						11
12	59	58	63	67	68	61	64	67	65	70	67	58		767	64						12
13	68	55	74	62	63	62	62	63	63	67	64	66		769	64						13
14	64	62	69	69	58	70	62	62	74	67	79	83		819	68						14
15	80	77	85	90	80	81	82	74	75	86	88	81		979	82						15
16						74	72	73	76	84	84	79		(542)	(77)	7					16
17	71	73	77	79	74	78	66	75	79	78	71	79		900	75						17
18	70	72	67	73	66	75	72	69	79	79	75	79		876	73						18
19	66	75	61	70	67	77	76	76	74	78	74	74		868	72						19
20	77	73	81	77	86	76	77	75	75	76	79	82		934	78						20
21	80	80	76	74	86	82	82	82	83	85	91	85		986	82						21
22	75	80	78	87	83	81	86	87	78	84	93	86		998	83						22
23	77	86	80	82	74	80	78	82	82	78	82	80		961	80						23
24	70	82	89	78	77	85	82	76	81	84	79	76		959	80						24
25	80	78	77	87	85	69	87	75	78	71	81	68		936	78						25
26	75	77	83	72	79	85	85	77	85	91	85	83		977	81						26
27	84	82	84	91	90	88	93	93	87	79	81	90		1042	87						27
28	84	81	84	79	83	86	86	86	76	72				(817)	(82)	10					28
29		78	70	77	74	66	73	66	75	69	71	72		(791)	(72)	11					29
30	69											74		(143)	(72)	2					30
31	69	70	65	75	79	85	76	79	75	78	71	70		892	74			DAYS		MEAN	31
*Sum	1894	1893	1922	1960	1935	1956	1948	1898	1933	1983	1989	1959		23270	1939	COMPLETE		27	=	71.8	
*Mean	70.1	70.1	71.2	72.6	71.7	72.4	72.1	70.3	71.6	73.4	73.7	72.6	→	861.8	→	COMPLETE		27	=	71.8	
	*FOR COMPLETE DAYS, B = 12; B = NO. OF BIHOURLY VALUES, 12 UNLESS INDICATED; • INDICATES COLUMN SUM														2242	ALL		31	=	72.3	

FREDERICKSBURG MAGNETIC OBSERVATORY NOVEMBER 1961

TABLE 149 COSMIC-RAY BIHOURLY MEAN VALUES OF DEPARTURES FROM BALANCE, IN UNITS OF 0.1% OF THE TOTAL IONIZATION + 100
CORRECTED FOR BURSTS AND TO BAROMETRIC PRESSURE 760 MM HG, VALUES CENTERED AT INDICATED GMT HOURS

Day	1h	3h	5h	7h	9h	11h	13h	15h	17h	19h	21h	23h	Sum	Mean	B				Day
1	81	80	82	81	92	84	79	79	79	85	82	83	987	82					1
2	75	80	85	86	77	66	81	71	68	70	77	65	901	75					2
3	73	69	74	73	75	69	76	70	74	77	68	65	863	72					3
4	72	77	72	67	72	72	77	71	72	74	75	69	870	72					4
5	70	67	68	67	72	66	70	67	68	74	69	89	847	71					5
6	75	71	71	74	72	76	74	72	80	76	70	75	886	74					6
7	84	80	76	75	72	76	73	75	78	77	76	75	917	76					7
8	77	81	76	77	86	86	82	88	88	86	87	92	1006	84					8
9	101	93	89	91	92	99	97	88	98	97	95	91	1131	94					9
10	92	91	96	95	99	85	91	92	95	91	91	84	1102	92					10
11	78	77	84	86	85	91	81	78	84	79	78	84	985	82					11
12	78	82	85	82	78	88	81	85	81	75	85	80	980	82					12
13	80	82	70	82	84	79	72	80	75	81	73	81	939	78					13
14	83	78	81	80	76	78	73	70	74	79	84	78	934	78					14
15	82	84	86	78	73	80	70	77	76	82	75	75	938	78					15
16	71	85	85	73	76	79			79	82	80	76	(786)	(79)	10				16
17	70	76	71	72	76	73	77	82	85	82	75	79	918	76					17
18	84	87	89	75	80	83	87	91	94	93	89	83	1035	86					18
19	82	90	91	94	93	86	93	92	84	86	90	90	1071	89					19
20	86	82	82	97	88	86	85	89	87	93	89	91	1055	88					20
21	87	92	99	96	91	90	96	98	87	93	91	87	1107	92					21
22	87	80	89	84	85	84	85	81	86	87	82	84	1014	84					22
23	86	83	82	78	76	76	84	70	83	84	85	78	965	80					23
24	81	79	77	84	91	81	86	87	86	87	89	91	1019	85					24
25	80	80	78	87	85	85	86	85	92	88	83	87	1016	85					25
26	91	92	93	86	84	85	87	87	91	84	89	82	1051	88					26
27	82	93	84	91	90	94	84	87	90	94	98	88	1075	90					27
28	93	93	100	99	94	95	102	91	102	91	101	98	1159	97					28
29	102	101	105	102	104	98	96	99	99	99	94	98	1197	100					29
30	93	96	88	101	93	88	97	89	99	89	90	85	1108	92					30
31																	DAYS		MEAN	31
Sum*	2405	2416	2423	2440	2435	2399	2422	2391	2455	2453	2430	2407	29076	2422•	COMPLETE		29	=	83.5	
Mean*	82.9	83.3	83.6	84.1	84.0	82.7	83.5	82.4	84.7	84.6	83.8	83.0	→ 1002.6	→	COMPLETE		29	=	83.6	
	*FOR COMPLETE DAYS, B = 12; B = NO. OF BIHOURLY VALUES, 12 UNLESS INDICATED; • INDICATES COLUMN SUM													250•	ALL		30	=	83.4	

FREDERICKSBURG MAGNETIC OBSERVATORY

DECEMBER 1961

TABLE 150 COSMIC-RAY BIHOURLY MEAN VALUES OF DEPARTURES FROM BALANCE, IN UNITS OF 0.1% OF THE TOTAL IONIZATION + 100
CORRECTED FOR BURSTS AND TO BAROMETRIC PRESSURE 760 MM HG, VALUES CENTERED AT INDICATED GMT HOURS

Day	1h	3h	5h	7h	9h	11h	13h	15h	17h	19h	21h	23h		Sum	Mean	B					Day
1	95	97	85	89	89	89	91	95	91	85	78	68		1052	88						1
2	75	80	78	77	75	82	77	76	77	83	78	84		94[illegible]	78						2
3	82	81	76	79	84	87	84	82	81	78	76	79		969	81						3
4	72	82	77	82	81	88	74	78	88	80	88	72		962	80						4
5	76	77	77	81	82	72	77	80	79	81	80	81		943	79						5
6	80	81	79	87	84	84	85	85	94	82	89	80		1010	84						6
7	90	87	85	82	86	92	87	87	95	92	92	90		1065	89						7
8	94	96	85	88	98	88	99	93	85	90	88	91		1095	91						8
9	82	93	86	87	84	91	95	92	85	87	86	79		1047	87						9
10	69	86	87	75	82	83	85	80	80	81	76	79		963	80						10
11	74	73	75	80	80	78	77	86	76	78	86	91		954	80						11
12	83	78	84	81	75	77	76	78	75	71	69	79		926	77						12
13	83	74	79	79	79	79	91	92	86	87	84	88		1001	83						13
14	87	88	91	99	90	95	96	88	90	86	88	89		1087	91						14
15	82	82	81	83	86	86	85	89						(674)	(84)	8					15
16																					16
17																					17
18							80	82	89	80	89	90		(510)	(85)	6					18
19	86	81	85	79	84	80	88	85	91	88	90	84		1021	85						19
20	87	92	91	88	91	91	93	88	94	98	89	93		1095	91						20
21	97	97	91	90	92	88	102	94	97	105	101	99		1153	96						21
22	97	105	97	98	102	100	96	92	98	102	108	88		1183	99						22
23	101	98	94	98	101	97	95	96	101	94	95	97		1167	97						23
24	112	90	113	97	105	102	97	107	102	105	103	102		1235	103						24
25	101	99	98	99	108	102	106	101	103	97	99	100		1213	101						25
26	106	106	100	108	100	98	98	98	89	99	96	106		1204	100						26
27	97	93	84	91	83	96	96	97	90	92	88	85		1092	91						27
28	93	95	94	90	92	97	100	97	105	110	100	98		1171	98						28
29	103	105	100	106	97	97	102	104	110	102	104	100		1230	102						29
30	104	101	105	107	101	107	98	102	100	98	96	100		1219	102						30
31	99	101	99	99	93	90	92	97	92	101	97	89		1149	96			DAYS		MEAN	31
Sum*	2425	2436	2395	2416	2418	2430	2457	2450	2454	2452	2424	2391		29148	2429	COMPLETE		27	=	90.0	
Mean*	89.8	90.2	88.7	89.5	89.6	90.0	91.0	90.7	90.9	90.8	89.8	88.6	→	1079.6	→	COMPLETE		27	=	90.0	
	*FOR COMPLETE DAYS, B = 12; B = NO. OF BIHOURLY VALUES, 12 UNLESS INDICATED; • INDICATES COLUMN SUM														2598•	ALL		29	=	89.6	

FREDERICKSBURG MAGNETIC OBSERVATORY

JANUARY 1962

TABLE 151 COSMIC-RAY BIHOURLY MEAN VALUES OF DEPARTURES FROM BALANCE, IN UNITS OF 0.1% OF THE TOTAL IONIZATION + 100
CORRECTED FOR BURSTS AND TO BAROMETRIC PRESSURE 760 MM HG, VALUES CENTERED AT INDICATED GMT HOURS

Day	1h	3h	5h	7h	9h	11h	13h	15h	17h	19h	21h	23h		Sum	Mean	B				Day
1	93	90	90	95			102	90	94	88	95	94		(931)	(93)	10				1
2	92	104	83	82	93	88	99	88	97	99	97	103		1125	94					2
3	86	82	91	94	89	96	88	93	88	92	86	89		1074	90					3
4	86	80	79	81	73	74	83				86	85		(727)	(81)	9				4
5	84	84	89	88	90	87	84	90	89	91	89	85		1050	88					5
6	88	84	82	89	88	91	87	85	84	93	74	84		1029	86					6
7	90	93	91	96	98	90	92	90	98	94	96	88		1116	93					7
8	96	107	100	98	104	103	95	107	96	101	99	105		1211	101					8
9	106	105	104	103	102	97	92	90	95	100	97	103		1194	100					9
10	92	98	95	97	99	98								(579)	(96)	6				10
11																				11
12							90	100	93	105	90	96		(574)	(96)	6				12
13	103	87	96	97	95	96	90	96	92	89	84	90		1115	93					13
14	85	85	93	87	79	81	87	88	97	95	92	90		1059	88					14
15	75	84	80	77	87	81	86	86	77	92	89	83		997	83					15
16	83	98	80	89	91	87	96	93	91	98	88	90		1084	90					16
17	85	89	95	84	92	90	99	97	97	90	95	95		1108	92					17
18	98	87	95	90	91	93	100	98	99	98	100	92		1141	95					18
19	89	94	87	88	88	96	99	87	88	96	92	93		1097	91					19
20	90	90	93	88	96	95	96	97	92	98	92	93		1120	93					20
21	92	97	90	89	83	87	92	90	98	95	83	95		1091	91					21
22	90	90	84	82	79	81	79	79	93	83	84	79		1003	84					22
23	85	84	82	81	83	87	84	90	96	99	98	91		1060	88					23
24	91	90	92	94	97	94	91	95	93	92	93	94		1116	93					24
25	92	85	92	90	84	92	88	91	85	85	86	86		1056	88					25
26	87	82	75	87	84	77	71	80	82	83	84	77		969	81					26
27	75	77	81	78	77	81	85	80	90	82	83	82		971	81					27
28	85	80	95	85	86	91	95	90	91	91	90	102		1081	90					28
29	100	95	94	105	89	93	102	96	95	98	103	92		1162	97					29
30	92	94	99	88	88	94	96	98	106	94	96	99		1144	95					30
31	102	96	100	108	108	110	105	114	110	103	99	95		1250	104			DAYS		MEAN 31
*Sum	2341	2343	2343	2337	2341	2358	2378	2388	2419	2431	2369	2375		28423	2369	COMPLETE		26	=	91.1
*Mean	90.0	90.1	90.1	89.9	90.0	90.7	91.5	91.8	93.0	93.5	91.1	91.3	→	10930	→	COMPLETE		26	=	91.1
	*FOR COMPLETE DAYS, B = 12; B = NO. OF BIHOURLY VALUES, 12 UNLESS INDICATED; • INDICATES COLUMN SUM														2735	ALL		30	=	91.2

FREDERICKSBURG MAGNETIC OBSERVATORY

FEBRUARY 1962

TABLE 152

COSMIC-RAY BIHOURLY MEAN VALUES OF DEPARTURES FROM BALANCE, IN UNITS OF 0.1% OF THE TOTAL IONIZATION + 100
CORRECTED FOR BURSTS AND TO BAROMETRIC PRESSURE 760 MM HG, VALUES CENTERED AT INDICATED GMT HOURS

Day	1h	3h	5h	7h	9h	11h	13h	15h	17h	19h	21h	23h		Sum	Mean	B					Day
1	92	102	98	99	90	96	100	101	105	104	101	99		1187	99						1
2	103	99	101	97	103	93	95	93	92	99	100	95		1170	98						2
3	97	101	98	91	87	100	93	97	93	94	86	93		1130	94						3
4	94	79	89	82	82	80	82	79	84	95	76	89		1011	84						4
5	80	78	76	73	66	65	72	70	69	76	82	83		890	74						5
6	75	67	74	72	81	88	90	96	101	103	94	95		1036	86						6
7	99	95	88	95	89	95	91	96	99	106	97	97		1147	96						7
8	89	85	85	92	77	88	89	88	91	93	96	100		1073	89						8
9	92	71	76	79	79	68	76	71	83	86	89	92		962	80						9
10	85	85	87	80	82	66	75	77	87	93	88	93		998	83						10
11	94	97	88	86	85	80	90	88	91	91	94	97		1081	90						11
12	92	93	91	91	86	90	85	90	91	94	92	92		1087	91						12
13	91	87	88	88	79	93	93	87	93	90	84	91		1064	89						13
14	83	90	83	88	79	84	84	80	81	86	84	92		1014	84						14
15	85	82	85	81	74	78	84	80	80	70	75	86		960	80						15
16	83	84	75	78	81	91	79	87	88	79	90	83		998	83						16
17	80	83	84	81	86	83	88	85	84	93	88	81		1016	85						17
18	91	86	83	90	83	80	80	85	84	106	95	95		1058	88						18
19	86	78	85	89	82	82	88	80	85	83	79	88		1005	84						19
20	81	81	85	94	93	84	93	87	94	89	94	100		1075	90						20
21	100	94	89	87	89	97	92	86	92	98	93	92		1109	92						21
22	90	91	88	78	77	77	85	81	75	74	81	88		985	82						22
23	76	76	70	70	71	74	79	72	77	69	72	78		884	74						23
24	71	69	68	68	66	75	71	79	79	74	77	80		877	73						24
25	76	90	80	78	76	77	82	79	78	80	86	88		970	81						25
26	73	78	70	79	77	83	81	80	82	74	74	68		919	77						26
27	63	64	67	70	72	74	71	81	67	69	66	71		835	70						27
28	61	78	66	69	69	76	72	76	76	74	73	66		856	71						28
29																					29
30																					30
31																		DAYS		MEAN	31
Sum*	2382	2363	2317	2325	2261	2317	2360	2351	2401	2442	2406	2472		28397	2369	COMPLETE		28	=	84.5	
Mean*	85.1	84.4	82.8	83.0	80.8	82.8	84.3	84.0	85.8	87.2	85.9	88.3	→	1014.4	→	COMPLETE		28	=	84.5	
	*FOR COMPLETE DAYS, B = 12; B = NO. OF BIHOURLY VALUES, 12 UNLESS INDICATED; • INDICATES COLUMN SUM														•	ALL			=		

FREDERICKSBURG MAGNETIC OBSERVATORY

MARCH 1962

TABLE 153 COSMIC-RAY BIHOURLY MEAN VALUES OF DEPARTURES FROM BALANCE, IN UNITS OF 0.1% OF THE TOTAL IONIZATION + 100
CORRECTED FOR BURSTS AND TO BAROMETRIC PRESSURE 760 MM HG, VALUES CENTERED AT INDICATED GMT HOURS

Day	1h	3h	5h	7h	9h	11h	13h	15h	17h	19h	21h	23h		Sum	Mean	B					Day
1	74	72	86	80	88	84	89	86	89	87	81	84		1000	83						1
2	91	83	83	86	98	93	94	87	93	91	87	95		1081	90						2
3	91	92	92	93	97	100	101	96	102	96	96	95		1151	96						3
4	103	90	96	92	94	103	90	93	90	105	93	98		1147	96						4
5	86	94	89	94	92	95	96	93	92	96	90	95		1112	93						5
6	97			92	93	82	83	86	93	87	85	80		(878)	(88)	10					6
7	86	80	79	77	82	77	90	83	89	86	83	84		996	83						7
8	97	86	92	96	91	94	95	97	97	99	94	89		1127	94						8
9	95	96	97	93	101	89	94	94	92	93	97	94		1135	95						9
10	93	92	97	100	94	98	91	97	93	86	89	83		1113	93						10
11	85	87	89	78	83	88	88	84	84	95	84	88		1033	86						11
12	83	87	77	75	81	83	82	88	82	90	93	92		1013	84						12
13	81	89	82	92	94	93	93	93	88	90	96	91		1082	90						13
14	99	90	99	99	96	89	85	93	94	93	87	82		1106	92						14
15	94	92	93	89	84	94	97	88	90	102	91	81		1095	91						15
16	92	81	93	88	93	88	95	94	102	100	97	96		1119	93						16
17	97	88	102	100	101	99	97	100	97	96	99	100		1176	98						17
18	105	100	101	91	103	98	105	97	101	92	101	99		1193	99						18
19	99	96	94	92	94	85	94	94	100	99	100	92		1139	95						19
20	96	86	93	92	88	90	90	84	92	92	92	84		1079	90						20
21	78	86	77	79	86	77	84	76	86	81	92	90		992	83						21
22	84	79	76	85	82	74	87	83	86	85	86	87		994	83						22
23	90	82	82	82	86	91	86	92	78	90	88	86		1033	86						23
24	89	78	91	78	85	85	84	84	87	78	90	78		1007	84						24
25	85	78	82	83	86	88	81	78	74	82	74	83		974	81						25
26	83	81	83	78	82	93	83	85	88	84	90	89		1019	85						26
27	88	82	91	83	91	85	89	96	90	90	94	86		1065	89						27
28	81	88	94	84	82	89	79	86	88	82	80	77		1010	84						28
29	93	80	82	82	74	83	88	90	85	79	83	77		996	83						29
30	81	79	73	80	84	81	81	78	82	76	79	77		951	79						30
31	83	85	76	68	66	68	72	80	71	70	77	76		892	74			DAYS		MEAN	31
Sum*	2682	2579	2641	2589	2658	2654	2680	2669	2682	2685	2683	2628		31830	2652	COMPLETE		30	=	88.4	
Mean*	89.4	86.0	88.0	86.3	88.6	88.5	89.3	89.0	89.4	89.5	89.4	87.6	→	1061.0	→	COMPLETE		30	=	88.4	
															2748	ALL		31	=	88.4	

*FOR COMPLETE DAYS, B = 12; B = NO. OF BIHOURLY VALUES, 12 UNLESS INDICATED; ● INDICATES COLUMN SUM

FREDERICKSBURG MAGNETIC OBSERVATORY

APRIL 1962

TABLE 154

COSMIC-RAY BIHOURLY MEAN VALUES OF DEPARTURES FROM BALANCE, IN UNITS OF 0.1% OF THE TOTAL IONIZATION + 100
CORRECTED FOR BURSTS AND TO BAROMETRIC PRESSURE 760 MM HG, VALUES CENTERED AT INDICATED GMT HOURS

Day	1h	3h	5h	7h	9h	11h	13h	15h	17h	19h	21h	23h		Sum	Mean	B					Day
1	78	71	63	71	78	66	71	72	77	81	90	90		908	76						1
2	83	86	90	89	91	80	87	82	88	83	94	87		1040	87						2
3	91	86	94	94	84	92	87	85	92	90	92	87		1074	90						3
4	85	86	85	88	82	85	82	89	94	85	87	87		1035	86						4
5	80	85	84	84	86	88	81	89	86	82	86	81		1012	84						5
6	76	80	80	82	87	84	82	93	92	87	80	88		1011	84						6
7	77	75	73	80	78	78	79	86	81	77	75	82		941	78						7
8	76	81	79	80	78	72	79	85	68	79	90	84		951	79						8
9	80	82	80	75	67	76	80	78	74	83	78	83		936	78						9
10	75	75	80	79	83	84	77	81	87	77	80	72		950	79						10
11	76	72	74	74	74	74	86	82	86	84	78	86		946	79						11
12	81	81	70	77	76	76	80	78	78	85	77	81		940	78						12
13	72	81	76	85	67	89	90	88	87	87	102	96		1020	85						13
14	97	96	93	97	89	92	92	90	95	91	88	98		1118	93						14
15	87	91	90	92	88	85	97	92	87	99	91	92		1091	91						15
16	88	92	98	90	92	87	85	86	85	93	85	87		1068	89						16
17	86	85	87	82	83	86	79	90	86	90	83	91		1028	86						17
18	84	85	85	78	76	87	93	85	83	83	88	78		1005	84						18
19	86	75	78	81	82	79	76	63	88	94	90	84		976	81						19
20	85	81	87	82	83	94	78	85	89	89	88	82		1023	85						20
21	76	71	69	69	66	68	75	66	65	66	73	61		825	69						21
22	65	63	62	58	63	62	71	71	57	56	60	60		748	62						22
23	60	58	63	64	57	57	57	64	59	68	65	70		742	62						23
24	73	71	62	71	74	70	70	69	71	70	77	62		840	70						24
25	69	72	70	73	73	76	75	60	71	69	69	74		851	71						25
26	70	76	62	72	68	70	67	62	64	66	60	72		809	67						26
27	67	71	71	60	63	71	67	68	69	70	66	64		807	67						27
28	71	70	60	69	72	67	69	61	63	68	67	69		806	67						28
29	71	69	64	65	64	74	66	63	61	64	66	62		789	66						29
30	68	58	70	62	70	62	68	68	67	73	71	65		802	67						30
31																		DAYS		MEAN	31
Sum*	2333	2325	2299	2323	2294	2331	2346	2331	2350	2389	2396	2375		28092	2340●	COMPLETE		30	=	78.0	
Mean*	77.8	77.5	76.6	77.4	76.5	77.7	78.2	77.7	783	79.6	79.9	79.2	→	936.4	→	COMPLETE		30	=	78.0	
	*FOR COMPLETE DAYS, B = 12; B = NO. OF BIHOURLY VALUES, 12 UNLESS INDICATED; ● INDICATES COLUMN SUM														●	ALL			=		

FREDERICKSBURG MAGNETIC OBSERVATORY

MAY 1962

TABLE 155

COSMIC-RAY BIHOURLY MEAN VALUES OF DEPARTURES FROM BALANCE, IN UNITS OF 0.1% OF THE TOTAL IONIZATION + 100
CORRECTED FOR BURSTS AND TO BAROMETRIC PRESSURE 760 MM HG, VALUES CENTERED AT INDICATED GMT HOURS

Day	1h	3h	5h	7h	9h	11h	13h	15h	17h	19h	21h	23h		Sum	Mean	B					Day
1	79	73	73	61	60	68	72	73	66	84	67	66		842	70						1
2	71	74	65	65	67	68	76	70	75	81	68	80		860	72						2
3	77	82	72	77	76	83	81	75	74	74	81	82		934	78						3
4	78	83	76	77	77	79	75	74	81	83	77	78		938	78						4
5	78	77	85	80	76	78	78	77	81	74	87	82		953	79						5
6	76	76	79	81	83	77	84	74	75	72	77	81		935	78						6
7	79	81	82	66	73	79	73	66	72	74	72	74		891	74						7
8	80	76	73	67	71	76	79	76	74	73	70	69		884	74						8
9	76	69	81	73	68	71	75	78	77	80	81	73		902	75						9
10	89	68	64	83	78	77	80	77	73	72	73	73		907	76						10
11	79	78	72	73	71	73	77	60	77	83	74	76		893	74						11
12	75	71	76	72	68	69	81	65	80	71	73	71		872	73						12
13	76	75	77	71	75	68	72							(514)	(73)	7					13
14								66	61	68	65	55		(315)	(63)	5					14
15	67	60	59	65	61	59	64	66	59	71	66	67		764	64						15
16	65	60	65	56	65	68	69	69	67	64	66	60		774	64						16
17	65	71	69	61	63	64	69	69	73	66	62	69		801	67						17
18	69	76	66	61	67	65	73	65	69	63	66	68		808	67						18
19	70	68	59	72	60	62	68	70	68	64	64	57		782	65						19
20	71	63	63	59	72	62	64	64	63	62	78	67		788	66						20
21	65	63	61	68	62	63	67	73	74	75	71	69		811	68						21
22	70	69	71	67	65	79	69	68	75	79	69	77		858	72						22
23	81	73	74	71	76	79	71	71	65	77	73	74		885	74						23
24	75	79	72	71	65	65	69	70	69	69	74	65		843	70						24
25	71	73	74	66	74	69	84	70	71	78	71	75		876	73						25
26	64	66	70	69	70	66	71	71	72	70	73	70		832	69						26
27	68	71	63	68	61	66	61	67	74	72	74	65		810	68						27
28	69	69	69	71	70	58	73	67	70	75	67	69		827	69						28
29	68	70	61	77	61	66	70	65	65	64	69	72		808	67						29
30	66	70	65	70	60	72	58	63	71	64	63	65		787	66						30
31	67	62	70	68	58	69	69	59	66	68	67	66		789	66			DAYS		MEAN	31
*Sum	2108	2071	2029	2015	1978	2030	2100	2012	2076	2102	2073	2060		24654	2056	COMPLETE		29	=	70.9	
*Mean	72.7	71.4	70.0	69.5	68.2	70.0	72.4	69.4	71.6	72.5	71.5	71.0	→	850.2	→	COMPLETE		29	=	70.8	
															2192	ALL		31	=	70.7	

*FOR COMPLETE DAYS, B = 12; B = NO. OF BIHOURLY VALUES, 12 UNLESS INDICATED; ● INDICATES COLUMN SUM

FREDERICKSBURG MAGNETIC OBSERVATORY JUNE 1962

TABLE 156 COSMIC-RAY BIHOURLY MEAN VALUES OF DEPARTURES FROM BALANCE, IN UNITS OF 0.1% OF THE TOTAL IONIZATION + 100 CORRECTED FOR BURSTS AND TO BAROMETRIC PRESSURE 760 MM HG, VALUES CENTERED AT INDICATED GMT HOURS

Day	1h	3h	5h	7h	9h	11h	13h	15h	17h	19h	21h	23h	Sum	Mean	B				Day
1	62	59	72	63	64	60	61	66	73	73	69	68	790	66					1
2	61	56	58	61	64	66	70	74	57	67	75	75	784	65					2
3	68	70	58	75	61	63	63	69	73	67	62	66	795	66					3
4	70	65	73	64	66	68	61	66	66	70	67	73	809	67					4
5	69	67	71	69	72	62	63	72	60	66	71	70	812	68					5
6	68	71	73	63	67	70	68			67	69	68	(684)	(68)	10				6
7	70	71	60	73	66	71	74	64	66	74	80	73	842	70					7
8	77	72	66	64	67	68	63	67	77	73	74	72	840	70					8
9	72	69	74	63	61	67	62	58	62	74	67	67	796	66					9
10	68	76	67	61	60	63	56	71	68	63	64	57	774	64					10
11	67	74	67	68	67	63	60	65	62	62	64		(719)	(65)	11				11
12											73	68	(141)	(70)	2				12
13	81	69	77	61	56	66	68	65	67	70	64	73	817	68					13
14	64	63	70	72	65	66	65	67	66	72	70	69	809	67					14
15	71	64	59	69	70	73	73	64	71	67	71	70	822	68					15
16	69	67	71	63	64	59	66	66	70	71	76	69	811	68					16
17	68	64	56	62	58	60	57	64	61	66	68	70	754	63					17
18	68	68	53	64	58	64	61	61	69	66	65	65	762	64					18
19	72	62	68	65	69	64	59	67	62	68	70	65	791	66					19
20	66	72	73	64	65	64	53	63	62	72	66	68	788	66					20
21	69	77	71	73	75	66	65	73	66	70	67	69	841	70					21
22	63	69	66	70	68	72	62	67	72	56	68	70	803	67					22
23	58	63	68	64	59	61	62	56	59	68	69	63	750	62					23
24	71	57	60	62	58	57	63	53	64	70	59	62	736	61					24
25	68	67	64	65	61	67	72	62	67	61	70	63	787	66					25
26	70	62	63	66	62	54	61	61	72	77	73	59	780	65					26
27	63	65	63	60	66	59	62	59	63	58	66	70	754	63					27
28	55	60	62	64	61	62	63	65	69	57	63	70	751	63					28
29	65	66	67	66	73	63	67	61	70	71	67	55	791	66					29
30	52	66	62	64	63	64	66	62	71	63	66	58	757	63					30
31																	DAYS		MEAN 31
Sum*	1810	1786	1772	1767	1732	1729	1718	1743	1803	1830	1847	1809	21349	1778•	COMPLETE		27	=	65.9
Mean*	67.0	66.1	65.6	65.4	64.1	64.0	63.6	64.6	66.8	67.8	68.4	67.0	→ 790.4	→	COMPLETE		27	=	65.9
														1981•	ALL		30	=	66.0

*FOR COMPLETE DAYS, B = 12; B = NO. OF BIHOURLY VALUES, 12 UNLESS INDICATED; • INDICATES COLUMN SUM

FREDERICKSBURG MAGNETIC OBSERVATORY JULY 1962

TABLE 157 COSMIC-RAY BIHOURLY MEAN VALUES OF DEPARTURES FROM BALANCE, IN UNITS OF 0.1% OF THE TOTAL IONIZATION + 100
CORRECTED FOR BURSTS AND TO BAROMETRIC PRESSURE 760 MM HG, VALUES CENTERED AT INDICATED GMT HOURS

Day	1h	3h	5h	7h	9h	11h	13h	15h	17h	19h	21h	23h		Sum	Mean	B				Day
1	71	65	62	60	62	65	63	67	70	69	63	67		784	65					1
2	64	64	62	61	65	69	68	71	69	72	69	71		805	67					2
3	67	52	66	63	69	63	68	61	67	65	73	76		790	66					3
4	66	76	58	63			65	63	67	69	70	66		(663)	(66)	10				4
5	67	70	67	64	63	60	59	58	59	58	65	69		759	63					5
6	65	61	59	62	58	52	58	51	60	56	63	62		707	59					6
7	64	59	59	58	58	55	59	64	51	57	62	63		709	59					7
8	63	58	59	52	57	51	74	62	62	64	70	57		729	61					8
9	68	63	58	49	56	54	62	69	64	66	71	56		736	61					9
10	69	59	66	61	65	60	57	72	74	75	66	64		788	66					10
11	64	58	63	56	60	55	67	60	70	62	57	72		744	62					11
12	62	56	56	63	64	62	61	58	61	59	66	68		736	61					12
13	60	71	60	62	62	67	62	56	68	66	60	70		764	64					13
14	57	60	68	62	61	60	59	67	61	62	67	69		753	63					14
15	55	66	58	66	60	52	63	62	66	53	71	60		732	61					15
16	67	57	64	66	60	62	60	61	63	72	66	61		759	63					16
17	60	66	54	58	65	65	61	55	66	75	64	64		753	63					17
18	67	60	60	59	61	58								(365)	(61)	6				18
19								58	67	67	65	67		(324)	(65)	5				19
20	61	68	64	61	62	63	66	59	64	64	64	64		760	63					20
21	69	59	61			60	56	69	73	72	75	63		(657)	(66)	10				21
22	68	59	70	64	68	68	65	71	65	72	66	64		800	67					22
23	69	68	72	70										(279)	(70)	4				23
24	70	69	76	66	59	61	76							(477)	(68)	7				24
25	64	66	58	62	64	55	65	64	71	66	64	64		763	64					25
26	63	58	56	60	58	58	62	59	59	69	66	63		731	61					26
27	64	70	70	67	70	66	68	68	62	77	74	73		829	69					27
28	67	59	65	59	61	57	64	55	65	75	61	59		747	62					28
29	55	63	60	53	70	54	54	56	61	62	60	61		709	59					29
30	61	59	64	54	51	61	63	67	61	68	62	58		729	61					30
31	58	59	60	59	62	58	66	64	68	63	52	61		730	61		DAYS		MEAN	31
Sum*	1584	1546	1548	1502	1551	1492	1574	1557	1607	1647	1622	1616		18846	1571•	COMPLETE	25	=	62.8	
Mean*	63.4	61.8	61.9	60.1	62.0	59.7	63.0	62.3	64.3	65.9	64.9	64.6	→	753.9	→	COMPLETE	25	=	62.8	
	*FOR COMPLETE DAYS, B = 12; B = NO. OF BIHOURLY VALUES, 12 UNLESS INDICATED; • INDICATES COLUMN SUM														1969•	ALL	31	=	63.5	

FREDERICKSBURG MAGNETIC OBSERVATORY AUGUST 1962

TABLE 158 COSMIC-RAY BIHOURLY MEAN VALUES OF DEPARTURES FROM BALANCE, IN UNITS OF 0.1% OF THE TOTAL IONIZATION + 100
CORRECTED FOR BURSTS AND TO BAROMETRIC PRESSURE 760 MM HG, VALUES CENTERED AT INDICATED GMT HOURS

Day	1h	3h	5h	7h	9h	11h	13h	15h	17h	19h	21h	23h		Sum	Mean	B				Day
1	52	65	54	56	64	58	60	59	68	57	61	60		714	60					1
2	48	58	57	55	59	59	60	64	57	63	67	70		717	60					2
3	65	56	59	65	63		67				57	59		(491)	(61)	8				3
4	66	56	64	61	56	64	64	58	60	70	68	64		751	63					4
5	52	59	55	69	62	57	58	59	68	58	57	57		711	59					5
6	60	52	52	57	60	60	53	59	55	60	61			(629)	(57)	11				6
7	59	55	61						61	57				(293)	(59)	5				7
8			64	62	60	58		60	68	51				(423)	(60)	7				8
9		53				56	58	57	56	65	66	68		(479)	(60)	8				9
10	62	67	57	63	60	68	62	62	71		73	67		(712)	(65)	11				10
11	72	69	69	64	67	64	64	70	66	65	63	64		794	66					11
12	65	65	60	70	64	63	56	58	66	67	58	72		764	64					12
13	63	66												(129)	(64)	2				13
14																				14
15											76	73		(149)	(74)	2				15
16	57	64	62	62	52	63	61	62	68	76	73	60		760	63					16
17	60	64	66	58	61	69	59	66	67	71	69	79		789	66					17
18	69	68	61	60	59	67	61	70	66	71	76	69		797	66					18
19	71	55	62	59	62	59	56	57	62	67	59	61		730	61					19
20					52	56	61	62	71	60	62	61		(485)	(61)	8				20
21	54	56	54	57	62	65	64	66	73	65	72	64		752	63					21
22	64	63	62	69	64	76				69	68	66		(601)	(67)	9				22
23	61	61	67	60	67	63	64	58						(501)	(63)	8				23
24		64	63	54	63	63	66	57		72	62	65		(629)	(63)	10				24
25	62	62	69	60	63	55	53	60	58	69	70	66		747	62					25
26	60	71	62	53	54	59	63	60	72	69	67	69		759	63					26
27	61	67	65	62	66	65	63	63	66	56				(634)	(63)	10				27
28	65	63	67	65	64	62	66	69	65	65	69	62		782	65					28
29	59	67	59	57	59	58	60	62	64	62	65	65		737	61					29
30	57	62	60	54	60	54	58	61	57	65	54	65		707	59					30
31	50	53	72	59	56	59	54	64	60	66	62	62		717	60		DAYS		MEAN	31
Sum*	1019	1057	1053	1019	1024	1035	1017	1065	1097	1126	1110	1109		12731	1067•	COMPLETE	17	=	62.4	
Mean*	59.9	62.2	61.9	59.9	60.2	60.9	59.8	62.6	64.5	66.2	65.3	65.2	→	748.6	→	COMPLETE	17	=	62.4	
	*FOR COMPLETE DAYS, B = 12; B = NO. OF BIHOURLY VALUES, 12 UNLESS INDICATED; • INDICATES COLUMN SUM														1878•	ALL	30	=	62.6	

FREDERICKSBURG MAGNETIC OBSERVATORY SEPTEMBER 1962

TABLE 159 COSMIC-RAY BIHOURLY MEAN VALUES OF DEPARTURES FROM BALANCE, IN UNITS OF 0.1% OF THE TOTAL IONIZATION + 100
CORRECTED FOR BURSTS AND TO BAROMETRIC PRESSURE 760 MM HG, VALUES CENTERED AT INDICATED GMT HOURS

Day	1h	3h	5h	7h	9h	11h	13h	15h	17h	19h	21h	23h		Sum	Mean	B					Day
1	62	60	59	56	52	59	60	64	63	65	66	57		723	60						1
2	64	65	67	62	54	62	62	54	65	62	64	67		748	62						2
3	58	65	56	58	58	57	64	60	64	62	62	56		720	60						3
4	50	54	54	56	61	53	53	53	49	59	60	60		662	55						4
5	57	56				53	62		60			54		(342)	(57)	6					5
6	66	58	60	67	68	66	70	68	61	64	61	68		777	65						6
7	71	65			69	64	70	70	69			72		(550)	(69)	8					7
8	67	67	58	58	53	65	59	55	61	58	67	65		733	61						8
9	52	54	64	56	62	57	60	60	51	58	62	60		696	58						9
10	61	61	64	58	55	48	56	62	59	63	64	72		723	60						10
11	68	59	62	52	55	63	57	49	58	61	66	61		711	59						11
12	68	54	53	62	62	65	55	70	61	64	67	63		744	62						12
13	63	57	62	58	52	53	58	62	57	59	64	61		706	59						13
14	68	61	63	57	54	53	54	60	60	52	64	66		712	59						14
15	66	56	65	64	61	57	58	64	69	69	63	67		759	63						15
16	70	64	66	65	57	65	64	61	61	60	69	69		771	64						16
17	71	59	68	64	63	56	66	65	63	62	59	64		760	63						17
18	63	65	69	55	65	70	75	72	74	70	72	66		816	68						18
19	73	73	62	71	75	65	66	70	82	77	70	64		848	71						19
20	73	80	63	69	72	66	84	73	80	72	73	68		873	73						20
21	78	75	76	79	65	76	74	79	72	76	71	66		887	74						21
22	64	70	68	70	74	70	70	72	65	77	72	78		850	71						22
23	69	68	73	65	76	76	70	72	78	71	82	69		869	72						23
24	76	69	78	71	77	69	69	77	73	77	70	68		874	73						24
25	63	68	67	75	72	68	67	66	72	70	70	68		826	69						25
26	66	65	66	72	67	59	64	71	67	71	73	74		815	68						26
27	67	73	77	74	78	67	64	65	61	69	78	76		849	71						27
28	74	75	68	69	76	66	71	77	80	76	79	75		886	74						28
29	74	70	70	74	68	68	68	69	75	68	68	69		841	70						29
30	70	68	71	71	70	69	62	65	62	64	66	72		810	68						30
31																		DAYS		MEAN	31
Sum*	1864	1813	1829	1808	1802	1768	1800	1835	1843	1856	1902	1869		21989	1832•	COMPLETE		28	=	65.4	
Mean*	66.6	64.8	65.3	64.6	64.4	63.1	64.3	65.5	65.8	66.3	67.9	66.8	→	785.4	→	COMPLETE		28	=	65.4	
	*FOR COMPLETE DAYS, B = 12; B = NO. OF BIHOURLY VALUES, 12 UNLESS INDICATED; • INDICATES COLUMN SUM														1958•	ALL		30	=	65.3	

FREDERICKSBURG MAGNETIC OBSERVATORY

TABLE 160 COSMIC-RAY BIHOURLY MEAN VALUES OF DEPARTURES FROM BALANCE, IN UNITS OF 0.1% OF THE TOTAL IONIZATION + 100
CORRECTED FOR BURSTS AND TO BAROMETRIC PRESSURE 760 MM HG, VALUES CENTERED AT INDICATED GMT HOURS

Day	1h	3h	5h	7h	9h	11h	13h	15h	17h	19h	21h	23h		Sum	Mean	B					Day
1	63	65	71	64	57	66	61	60	63	52	62	65		749	62						1
2	60	73	65	53	57	58	61	63	57	61	68	67		743	62						2
3	57	56	54	61	56	63	62	62	65	51	63	60		710	59						3
4	55	59	60	63	61	64	64	58	72	77	67	70		770	64						4
5	72	69	63	60	73	58	61	63	63	69	65	61		777	65						5
6	70	62	66	67	65	68	66	68	78	80	65	68		823	69						6
7	69	69	66	66	66	65	72	67	61	63	73	68		805	67						7
8	69	66	64	64	63	64	68	71	65	79	61	66		800	67						8
9	69	74	70	62	67	61	74	77	64	71	76	68		833	69						9
10	65	80	65	77	67	74	69	68	68	74	73	68		848	71						10
11	71	63	77	65	75	65	69	71	68	65	72	62		823	69						11
12	62	70	68	69	53	62	70	74	71	69	74	70		812	68						12
13	72	64	62	72	71	69	60	75	74	66	74	65		824	69						13
14	75	73	76	74	64	70	62	75	66	73	71	65		844	70						14
15	74	74	69	71	68									(356)	(71)	5					15
16																					16
17							72	74	76	77	72	71		(442)	(74)	6					17
18	76	65	74	69	73	73	71	72	72	79	77	72		873	73						18
19	75	72	68	79	72	72	73	76	75	74	80	74		890	74						19
20	75	71	68	71	66	68	71	71	73	73	76	71		854	71						20
21	74	71	62	72	69	77	71	70	76	73	72	74		861	72						21
22	77	72	74	74	73	81	72	71	72	80	78	73		897	75						22
23	68	75	77	79	79	75	73	79	76	85	75	80		921	77						23
24	83	87	82	78	87	83	81	84	83	88	85	84		1005	84						24
25	89	91	87	88	89	84	88	88	93	86	93	91		1067	89						25
26	100	95	88	88	92	93	96	96	101	98	90	91		1128	94						26
27	92	94	87	95	91	85	85	79	79	86	78	75		1026	86						27
28	81	78	75	74	82	76	79	65	77	68	77	79		911	76						28
29	71	72	79	75	70	78	73	77	78	74	83	76		906	76						29
30	74	78	71	81	81	74	84	84	85	83	82	84		961	80						30
31	83	76	87	77	87	84	85	79	88	92	93	89		1020	85			DAYS		MEAN	31
*Sum	2047	2040	2006	2017	2006	2010	2021	2043	2063	2089	2103	2036		24481	2043	COMPLETE		28	=	73.0	
*Mean	73.1	72.9	71.6	72.0	71.6	71.8	72.2	73.0	73.7	74.6	75.1	72.7	→	874.3	→	COMPLETE		28	=	72.9	
	*FOR COMPLETE DAYS, B = 12; B = NO. OF BIHOURLY VALUES, 12 UNLESS INDICATED; • INDICATES COLUMN SUM														2188•	ALL		30	=	72.9	

FREDERICKSBURG MAGNETIC OBSERVATORY NOVEMBER 1962

TABLE 161 COSMIC-RAY BIHOURLY MEAN VALUES OF DEPARTURES FROM BALANCE, IN UNITS OF 0.1% OF THE TOTAL IONIZATION + 100
CORRECTED FOR BURSTS AND TO BAROMETRIC PRESSURE 760 MM HG, VALUES CENTERED AT INDICATED GMT HOURS

Day	1h	3h	5h	7h	9h	11h	13h	15h	17h	19h	21h	23h	Sum	Mean	B				Day
1	81	87	87	86	77	83	82	79	85	86	89	84	1006	84					1
2	86	81	82	79	78	89	91	79	86	90	73	86	1000	83					2
3	79	86	87	78	81	77	83	89	85	92	87	86	1010	84					3
4	92	85	90	85	79	81	85	85	90	84	94	95	1045	87					4
5	96	89											(185)	(92)	2				5
6																			6
7								89	78	88	80	85	(420)	(84)	5				7
8	77	76	82	77	83	72	85	80	88	75	86	87	968	81					8
9	76	77	78	73	79	71	85	82	80	75	79	78	933	78					9
10	72	68	77	82	82	87	93	89	90	84	84	88	996	83					10
11	82	84	81	82	80	85	77	77	81	83	72	84	968	81					11
12	80	86	78	85	72	79	78	86	84	83	82	90	983	82					12
13	87	81	82	86	83	87	86	92	96	93	90	91	1054	88					13
14	88	91	95	87	86	90	88	89	90	96	90	93	1083	90					14
15	83	92	89	83	91	85	83	86	92	88	89	83	1044	87					15
16	81	79	75	80	76	74	79	86	86	91	86	84	977	81					16
17	85	78	79	76	81	81	75	83	78	89	84	80	969	81					17
18	79	80	76	80	82	81	82	78	89	85	86	90	988	82					18
19	82	84	85	83	85	86	92	86	83	95	94	88	1043	87					19
20	85	84	87	91	85	93	92	85	109	86	89	83	1069	89					20
21	81	83	77	78	87	78	84	85	83	80	87	79	982	82					21
22	77	75	73	72	76	79	74	73	80	80	79	87	925	77					22
23	80	87	81	75	81	73	75	90	85	78	83	82	970	81					23
24	73	85	76	92	80	81	82	79	75	87	86	87	983	82					24
25	84	87	85	85	91	85	90	92	94	95	94	97	1079	90					25
26	98	90	86	92	92	99	97	97	98	99	89	88	1125	94					26
27	87	88	87	79	87	78	79	84	88	85	82	94	1018	85					27
28	87	85	84	69	73	80	75	81	77	86	84	86	967	81					28
29	79	78	78	75	78	82	70	79	84	88	80	82	953	79					29
30	87	73	83	75	87	81	71	82	86	72	80	80	957	80					30
31																DAYS		MEAN	31
Sum*	2228	2230	2220	2185	2212	2217	2233	2273	2342	2325	2298	2332	27095	2254●	COMPLETE	27	=	83.7	
Mean*	82.5	82.6	82.2	80.9	81.9	82.1	82.7	84.2	86.7	86.1	85.1	86.4	→ 1003.4	→	COMPLETE	27	=	83.6	
	*FOR COMPLETE DAYS, B = 12; B = NO. OF BIHOURLY VALUES, 12 UNLESS INDICATED; ● INDICATES COLUMN SUM													2435●	ALL	29	=	84.0	

FREDERICKSBURG MAGNETIC OBSERVATORY DECEMBER 1962

TABLE 162 COSMIC-RAY BIHOURLY MEAN VALUES OF DEPARTURES FROM BALANCE, IN UNITS OF 0.1% OF THE TOTAL IONIZATION + 100
CORRECTED FOR BURSTS AND TO BAROMETRIC PRESSURE 760 MM HG, VALUES CENTERED AT INDICATED GMT HOURS

Day	1h	3h	5h	7h	9h	11h	13h	15h	17h	19h	21h	23h		Sum	Mean	B				Day
1																				1
2																				2
3	79	81	76	66	71	72	86	77	75	83	87	80		933	78					3
4	85	81	80	83	76	79	84	91	85	79	89	85		997	83					4
5	78	88	89	88	77	83	81	85	85	93	94	87		1028	86					5
6	87	87	94	87	85	101	97	100	107	109	105	101		1160	97					6
7	100	106						102						(308)	(103)	3				7
8			97	93	103	93	95	98	95	98	102	97		(971)	(97)	10				8
9	96	103	98	97	101	95	107	96	109	99	103	109		1213	101					9
10	97	101	113	105	102	95	108	101	109	113	108	103		1255	105					10
11	108	104	103	107	105	103	95	99	119	107	103	109		1262	105					11
12	101	107	102	110	99	121	107	107	106	106	108	110		1284	107					12
13	102	99	105	98	102	106								(612)	(102)	6				13
14								96	103	108	89	92		(488)	(98)	5				14
15	93	87	98	94	104	86	89	91	95	92	105	92		1126	94					15
16	91	87	94	95	89	94	95	96	96	98	90	92		1117	93					16
17	90	96	95	84	90	90	83	80	77	81	87	83		1036	86					17
18	87	84	82	87	91	76	83	78	84	82	75	80		992	83					18
19	71	77	82	83	79	75	75	82	79	82	79	83		947	79					19
20	80	74	77	76	73	79	80	83	91	87	86	88		974	81					20
21	84	94	80	91	84	85	90	96	96	91	91	82		1064	89					21
22	87	84	83	76	88	81	81	88	83	87	93	82		1013	84					22
23	93	91	81	83	86	87	86	78	88	82	81	86		1022	85					23
24	82	88	92	83	86	87	85	91	90	94	87	94		1059	88					24
25	87	87	90	97	85	87	90	89	85	86	88	84		1055	88					25
26	81	85	77	86	81									(410)	(82)	5				26
27																				27
28							89	94	87	96	90	85		(541)	(90)	6				28
29	88	90	97	93	93	87	91	85	97	95	92	94		1102	92					29
30	96	95	97	98	99	96	97	107	104	107	109	108		1213	101					30
31	104	107	107	101	100	105	96	103	116	99	99	107		1244	104		DAYS		MEAN	31
Sum*	1964	1996	2010	1984	1963	1964	1986	2003	2076	2052	2059	2039		24096	2009•	COMPLETE	22	=	91.3	
Mean*	89.3	90.7	91.4	90.2	89.2	89.3	90.3	91.0	94.4	93.3	93.6	92.7	→	10954	→	COMPLETE	22	=	91.3	
	*FOR COMPLETE DAYS, B = 12; B = NO. OF BIHOURLY VALUES, 12 UNLESS INDICATED; • INDICATES COLUMN SUM														2581•	ALL	28	=	92.2	

FREDERICKSBURG MAGNETIC OBSERVATORY

TABLE 163 COSMIC-RAY BIHOURLY MEAN VALUES OF DEPARTURES FROM BALANCE, IN UNITS OF 0.1% OF THE TOTAL IONIZATION + 100
CORRECTED FOR BURSTS AND TO BAROMETRIC PRESSURE 760 MM HG, VALUES CENTERED AT INDICATED GMT HOURS

Day	1h	3h	5h	7h	9h	11h	13h	15h	17h	19h	21h	23h	Sum	Mean	B	Day
1	91	95	102	93	98	89	100	100	96	100	90	102	1156	96		1
2	103	92					96	87	95	90	92	93	(748)	(94)	8	2
3	95	90	93	95	92	93	100	101	103	98	102	100	1162	97		3
4	107	97	100	103	95	92	97	100	99	98	99	103	1190	99		4
5	98	93	89	96	96	93	91	104	93	108	101	101	1163	97		5
6	96	96	99	106	107	91	104	106	102	104	102	111	1224	102		6
7	96	100	97	98	95	94	101	100	99	97	105	104	1186	99		7
8	104	98	97	97	94	103	93	102	93	111	101	102	1195	100		8
9	100	92	98	90	95	86	99	94	90	94	91	86	1115	93		9
10	87	88	87	78	95	86	83	92	91	98	88	88	1061	88		10
11	92	79	90	81	87	86	92	95	94	97	91	87	1071	89		11
12	83	81	84	83	91	86	88	90	92	92	91	85	1046	87		12
13	83	81	90	89	88	92	90	88	93	92	93	93	1072	89		13
14	92	89	89	92	91	95	88	99	103	103	96	90	1127	94		14
15	89	89	86	93	81	90	88	93	88	93	100	96	1086	90		15
16	104	94	98	92	97	97	91	90	94	88	86	93	1124	94		16
17	96	91	89	96	83	90	92	92	92	95	92	90	1098	92		17
18	96	91	96	84	89	83	87	89	88	88	96	76	1063	89		18
19	90	85	92	93	81	81	82	93	102	89	94	86	1068	89		19
20	86	79	85	77	77	86	80	84	92	86	89	92	1013	84		20
21	99	89	97	96	98	103	96	107	98	103	110	104	1200	100		21
22	92	100	100	95	98	99	96	91	91	92	88	84	1126	94		22
23	95	93	93					83	93	89	94	90	(730)	(91)	8	23
24	91	102	105	108	102	103	105	105	109	106	104	104	1244	104		24
25	96	112	110	107	105	109	109	101	112	108	93	106	1268	106		25
26	108	100	97	96	97	103	104	98	105	106	97	101	1212	101		26
27	97	96	91	98	94	88	100	100	107	97	114	109	1191	99		27
28	110	110	106	105	105	108	106	103	107	103	109	107	1279	107		28
29	114	106	102	100	98	96	99	99	105	105	102	96	1222	102		29
30	101	105	94	101	98	88	84	100	98	95	101	93	1158	96		30
31	94	100	103	105	93	100	96	99	103	100	105	99	1197	100		31
*Sum	2787	2728	2766	2747	2720	2710	2741	2815	2839	2846	2830	2788	33317	2777•	COMPLETE	29 = 95.8
*Mean	96.1	94.1	95.4	94.7	93.8	93.4	94.5	97.1	97.9	98.1	97.6	96.1	→ 1148.8	→	COMPLETE	29 = 95.7
														2962	ALL	31 = 95.5

*FOR COMPLETE DAYS, B = 12; B = NO. OF BIHOURLY VALUES, 12 UNLESS INDICATED; • INDICATES COLUMN SUM

FREDERICKSBURG MAGNETIC OBSERVATORY

TABLE 164 COSMIC-RAY BIHOURLY MEAN VALUES OF DEPARTURES FROM BALANCE, IN UNITS OF 0.1% OF THE TOTAL IONIZATION + 100
CORRECTED FOR BURSTS AND TO BAROMETRIC PRESSURE 760 MM HG, VALUES CENTERED AT INDICATED GMT HOURS

Day	1h	3h	5h	7h	9h	11h	13h	15h	17h	19h	21h	23h		Sum	Mean	B					Day
1	95	92	94	89	87	97	103	108	111	90	98	92		1156	96						1
2	96	94	102	96	89	87	95	81	94	96	85	93		1108	92						2
3	97	102	90	88	98	95	102	98	99	101	113	93		1176	98						3
4	98	99	106	95	102	100	92	107	98	105	111	107		1220	102						4
5	101	99	95	92	93	94	94	95	95	97	97	93		1145	95						5
6	89	96	99	90	89	93	100	96	100	100	98	89		1139	95						6
7	96	90	96	93	102	101	95	99	100	90	105	99		1166	97						7
8	99	101	104	97	100	106	102	107	108	107	105	119		1255	105						8
9	113	103	104	105	110	109	111	107	107	106	110	111		1296	108						9
10	114	111	96	101	96	89	98	93	107	98	102	95		1200	100						10
11	94	89	91	103	96	90	92	98	92	103	93	86		1127	94						11
12	91	95	99	86	93	97	94	94	103	90	98	94		1134	94						12
13	92	95	104	106	105	104	105	108	110	110	110	108		1257	105						13
14	102	107	112	105	100	109	104	104	108	112	106	109		1278	106						14
15	108	107	114	111	103	104	107	122	111	111	111	105		1314	110						15
16	108	104	102	103	104	109	108	107	112	112	107	120		1296	108						16
17	104	106	98	106	115	106	98	106	109	106	107	103		1264	105						17
18	105	103	108	94	100	106	100	109	113	99	104	101		1242	104						18
19	102	93	103	90	98	95	93	99	100	93	111	97		1174	98						19
20	98	96	108	102	107	102	91	109	107	102	105	98		1225	102						20
21	109	99	104	92	107	102	102	101	112	109	107	108		1252	104						21
22	110	109	115	106	119	113	120	115	116	106	118	113		1360	113						22
23	111	115	110	114	112	114	106	113	108	111	113	100		1327	111						23
24	111	104	108	109	100	99	106	101	103	105	107	107		1260	105						24
25	104	117	105	103	105	97	105	101	106	102	104	98		1247	104						25
26	101	107	112	111	97	106	108	98	107	109	110	99		1265	105						26
27	109	109	109	107	116	115	113	112	103	107	109	105		1314	110						27
28	94	105	102	97	99	98	95	101	97	99	105	97		1189	99						28
29																					29
30																					30
31																		DAYS		MEAN	31
Sum*	2851	2847	2890	2791	2842	2837	2839	2889	2936	2876	2949	2839		34386	2865•	COMPLETE		28	=	102.3	
Mean*	101.8	101.7	103.2	99.7	101.5	101.3	101.4	103.2	104.9	102.7	105.3	101.4	→	1228.1	→	COMPLETE		28	=	102.3	
	*FOR COMPLETE DAYS, B = 12; B = NO. OF BIHOURLY VALUES, 12 UNLESS INDICATED; • INDICATES COLUMN SUM														•	ALL			=		

FREDERICKSBURG MAGNETIC OBSERVATORY

TABLE 165 COSMIC-RAY BIHOURLY MEAN VALUES OF DEPARTURES FROM BALANCE, IN UNITS OF 0.1% OF THE TOTAL IONIZATION + 100
CORRECTED FOR BURSTS AND TO BAROMETRIC PRESSURE 760 MM HG, VALUES CENTERED AT INDICATED GMT HOURS

Day	1h	3h	5h	7h	9h	11h	13h	15h	17h	19h	21h	23h	Sum	Mean	B				Day
1	99	94	101	91	92	95	104	91	97	106	100	94	1167	97					1
2	92	100	96	94	92								(474)	(95)	5				2
3																			3
4								96	86	93	89	96	(460)	(92)	5				4
5	85	82	94	94	81	93	80	87	97	96	93	83	1065	89					5
6	96	85	91	95	90	90	98	97	98	111	101	98	1150	96					6
7	96	89	92	100	98	101	103	100	103	98	99	97	1176	98					7
8	102	98	104	109	97	107	109	103	108	107	96	102	1242	104					8
9	102	87	90	96	89	95	83	88	93	95	89	98	1105	92					9
10	91	84	86	94	90	94	87	89	95	100	90	84	1084	90					10
11	85	82	81	80	78								(406)	(81)	5				11
12																			12
13			80	82	76	84	78	87	80	88	82	91	(828)	(83)	10				13
14	85	88	86	88	84	88	92	90	95	94	94	93	1077	90					14
15	89	94	94	92	90	101	96	96	89	100	91	101	1133	94					15
16	99	87	98	87	86	80	90	91	92	91	93	79	1073	89					16
17	75	76	81	79	89	87	87	84	83	92	89	84	1006	84					17
18	84	79	77	92	91	90	93	86	90			89	(871)	(87)	10				18
19	80	87	87	91	97	93	93	91	88	92	85	89	1073	89					19
20	79	86	78					91	95	106	108	100	(743)	(93)	8				20
21	103	105	111	107	107	108	102	105	115	107	107	98	1275	106					21
22	109	109	103	107	112	99	109	102	100	107	106	116	1279	107					22
23	104	93	104	107	90	101	99	89	92	96	95	95	1165	97					23
24	92	85	88	81	85	89	88	84	84	92	95	82	1045	87					24
25	95	79	79	79	88	80	93	93	104	96	90	92	1068	89					25
26	92	87	95	90	90	87	94	88	93	98	88	93	1095	91					26
27	97	94	95	103	99	101	96	99	95	105	89	95	1168	97					27
28	95	95	96	107	91	99	92	90					(765)	(96)	8				28
29					98	100	89	100	99	86	89	83	(744)	(93)	8				29
30	78	82	88	93	89	89	85	74	82	92	90	83	1025	85					30
31	84	83	87	89	88	79	98	92	80	89	91	87	1047	87		DAYS		MEAN	31
Sum*	1953	1871	1954	1972	1931	1957	1986	1933	1983	2064	1971	1943	23518	1958•	COMPLETE	21	=	93.2	
Mean*	93.0	89.1	93.0	93.9	92.0	93.2	94.6	92.0	94.4	98.3	93.9	92.5	→ 1119.9	→	COMPLETE	21	=	93.3	
	*FOR COMPLETE DAYS, B = 12; B = NO. OF BIHOURLY VALUES, 12 UNLESS INDICATED; • INDICATES COLUMN SUM													2678•	ALL	29	=	92.3	

FREDERICKSBURG MAGNETIC OBSERVATORY

TABLE 166 COSMIC-RAY BIHOURLY MEAN VALUES OF DEPARTURES FROM BALANCE, IN UNITS OF 0.1% OF THE TOTAL IONIZATION + 100
CORRECTED FOR BURSTS AND TO BAROMETRIC PRESSURE 760 MM HG, VALUES CENTERED AT INDICATED GMT HOURS

Day	1h	3h	5h	7h	9h	11h	13h	15h	17h	19h	21h	23h	Sum	Mean	B	Day
1	91	92	89	98	87	87	91	94	90	91	87	91	1091	91		1
2	90	85	88	78	98	83	85	79	86	82	82	82	1018	85		2
3	78	89	79	82	84	74	73	87	78	86	92	75	977	81		3
4	73	75	83	83	85	95	87	83	89	83	90	92	1018	85		4
5	91	91	85	86	96	85	92	95	94	96	96	86	1093	91		5
6	87	84	89	90	84	94	87	84	90	93	95	93	1070	89		6
7	84	93	85	93	81	96	91	102	87	92	98	94	1096	91		7
8	100	90	98	97	96	96	90	97	93	87	78	87	1109	92		8
9	91	95				86	96						(368)	(92)	4	9
10							86	85	100	108			(379)	(95)	4	10
11			62						90	84	99	91	(426)	(85)	5	11
12	91	93	89										(273)	(91)	3	12
13																13
14																14
15																15
16																16
17																17
18																18
19																19
20																20
21																21
22																22
23																23
24																24
25										90	84	87	(261)	(87)	3	25
26	85	89	85	84	83	88	77	89	88	95			(863)	(86)	10	26
27			82	90	95	83	83	86	85	83	84	82	(853)	(85)	10	27
28	80	79	74	86	81	79	81	72	78	86	82	77	955	80		28
29	79	86	79	82	84	80	77	86	80	86	79	79	977	81		29
30	81	81	74	84	84	77							(481)	(80)	6	30
31															DAYS	MEAN 31
Sum*	853	864	849	875	876	869	854	882	865	882	879	856	10404	866•	COMPLETE	10 = 86.6
Mean*	85.3	86.4	84.9	87.5	87.6	86.9	85.4	88.2	86.5	88.2	87.9	85.6	→ 1040.4	→	COMPLETE	10 = 86.7
														1569•	ALL	18 = 87.1

*FOR COMPLETE DAYS, B = 12; B = NO. OF BIHOURLY VALUES, 12 UNLESS INDICATED; • INDICATES COLUMN SUM

FREDERICKSBURG MAGNETIC OBSERVATORY

MAY 1963

TABLE 167

COSMIC-RAY BIHOURLY MEAN VALUES OF DEPARTURES FROM BALANCE, IN UNITS OF 0.1% OF THE TOTAL IONIZATION + 100
CORRECTED FOR BURSTS AND TO BAROMETRIC PRESSURE 760 MM HG, VALUES CENTERED AT INDICATED GMT HOURS

Day	1h	3h	5h	7h	9h	11h	13h	15h	17h	19h	21h	23h		Sum	Mean	B				Day
1																				1
2									82	86	78	77		(323)	(81)	4				2
3			68	67	56	60	61	77	73	67	64	64		(657)	(66)	10				3
4	65	70	74	76	61	54	63	61				69		(593)	(66)	9				4
5	57			70	80	68	61	64	67	51	70	63		(651)	(65)	10				5
6	59	68	68	72										(267)	(67)	4				6
7																				7
8								69	68	77	63	68		(345)	(69)	5				8
9	56	64	72	70	67	63	59	66	64	64	67	70		782	65					9
10	66	67	65	71	70	59	69	64	76	61	64	65		797	66					10
11	67	74	66	70	70	69	73	66	75	73	72	65		840	70					11
12	75	76	66	71	80	71	71	68	79	77	73	73		880	73					12
13	69	68	76	66			72	74	71	79	76	71		(722)	(72)	10				13
14	69	74	68	72	72	69	69	71	72	76	72	69		853	71					14
15	63	71	70	79	78	77	77	71	76	69	78	69		878	73					15
16	75	73	70	64	75	74	72	75	74	77	81	72		882	74					16
17	76	74	82	67	65	72	75	73	69	70	69	79		871	73					17
18	67	67	70	74	69	65								(412)	(69)	6				18
19		76	71	70	60	76	90	70	70	78	70	65		(796)	(72)	11				19
20	65	75	68	69	74	70	72	73	69	70	70	78		853	71					20
21	70	76	73	71	77	67	62	78				84		(658)	(73)	9				21
22	82	85	76	78	72	87	72	78	78	96	85	75		964	80					22
23	87	85	96	83	86	87	83	88	81	87	85	91		1039	87					23
24	90	94	82	90	89	89	85	87	84	88	89	80		1047	87					24
25	84	81	97	88	91	83	81	89	79	81	82	83		1019	85					25
26	74	81	85	78	79	81	76	86	85	82	82	75		964	80					26
27	82	83	84	84	84	73	78	83	85	87	92	81		996	83					27
28	78	74	76	80	76	75	71	72	80	95	83	68		928	77					28
29	64	69	79	69	68	66	70	66	69	75	69	72		836	70					29
30	72	71	70	74	70	72	68	67	77	76	81	75		873	73					30
31	73	70	78	72	68	69	75	71	83	76	80	70		885	74			DAYS		MEAN 31
Sum*	1398	1441	1450	1429	1434	1406	1396	1414	1455	1480	1474	1410		17187	1432	COMPLETE		19	=	75.4
Mean*	73.6	75.8	76.3	75.2	75.5	74.0	73.5	74.4	76.6	77.9	77.6	74.2	→	904.6	→	COMPLETE		19	=	75.4
															2132	ALL		29	=	73.5

*FOR COMPLETE DAYS, B = 12; B = NO. OF BIHOURLY VALUES, 12 UNLESS INDICATED; • INDICATES COLUMN SUM

FREDERICKSBURG MAGNETIC OBSERVATORY JUNE 1963

TABLE 168 COSMIC-RAY BIHOURLY MEAN VALUES OF DEPARTURES FROM BALANCE, IN UNITS OF 0.1% OF THE TOTAL IONIZATION + 100
CORRECTED FOR BURSTS AND TO BAROMETRIC PRESSURE 760 MM HG, VALUES CENTERED AT INDICATED GMT HOURS

Day	1h	3h	5h	7h	9h	11h	13h	15h	17h	19h	21h	23h		Sum	Mean	B				Day
1	69	71	63	72	75	66	66	71	65	76	76	69		839	70					1
2	78	61	68	74	70	76	73	81	70	68	76	67		862	72					2
3	62	82	70	68	71	75	74	75	65	72	65	66		845	70					3
4	60	69	76	72	72	72	67	72	82	78	81	73		874	73					4
5	65	76	80	80	72	73	77	79	82	81	79	85		929	77					5
6	79	72	86	76	79	76	75	69	75	75	72	76		910	76					6
7	63	69	70	67	74	75	65	67	67	76	82	72		847	71					7
8	74	74	73	60	70	70	62	66	66	67	77	69		828	69					8
9	71	73	64	75	65	65	70	67	66	74	71	79		840	70					9
10	73	64	72	69	58	73	65	74	60	70	68	79		825	69					10
11	76	69	74	76	75	68	73	68	75	79	71	84		888	74					11
12	75	81	74	73	73	82	81	81	77	85	84	77		943	79					12
13	76	82	81	88	76	74	78	84	80	83	83	73		958	80					13
14	83	66	71	69	77	72	77	68	77	67	78	66		871	73					14
15	80	76	70	73	68	70	73	77	83	70	86	67		893	74					15
16	71	73	72	68	78	80	68	78	76	81	74	73		892	74					16
17	72	75	72	73	70	81	74	79	82	78	79	80		915	76					17
18	73	81	78	75	70	72	79	75	74	75	74	68		894	74					18
19	71	71	76	65	78	68	73	70	74	71	68	81		866	72					19
20	77	69	78	63	78	72	71	73	68	68	70	71		858	72					20
21	71	74	80	76	77	72	70	68	78	78	87	88		919	77					21
22	76	79	80	71	81	79	83	75	80	78	78	77		937	78					22
23	70	72	75	72	62	76	78	67	73	78	69	80		872	73					23
24	79	79	80	74	72	76	68	74	70	76	77	82		907	76					24
25	78	72	78	77	69	70	73	63	72	76	77	72		877	73					25
26	72	73	69	65	65	69	70	71	62	79	68	67		830	69					26
27	71	72	63	73	71	65	65	71	72	65	71	71		830	69					27
28	70	64	68	67	70	66	72	70	74	65	62	70		818	68					28
29	64	77	77	69	76	61	73	53	75	66	65	71		827	69					29
30	74	61	71	70	66	68	62	64	66	77	70	74		823	69					30
31																		DAYS		MEAN	31
Sum*	2173	2177	2209	2150	2158	2162	2155	2150	2186	2232	2238	2227		26217	2186•	COMPLETE		30	=	72.9	
Mean*	72.4	72.6	73.6	71.7	71.9	72.1	71.8	71.7	72.9	74.4	74.6	74.2	→	873.9	→	COMPLETE		30	=	72.8	
	*FOR COMPLETE DAYS, B = 12; B = NO. OF BIHOURLY VALUES, 12 UNLESS INDICATED; • INDICATES COLUMN SUM														•	ALL			=		

FREDERICKSBURG MAGNETIC OBSERVATORY JULY 1963

TABLE 169 COSMIC-RAY BIHOURLY MEAN VALUES OF DEPARTURES FROM BALANCE, IN UNITS OF 0.1% OF THE TOTAL IONIZATION + 100
CORRECTED FOR BURSTS AND TO BAROMETRIC PRESSURE 760 MM HG, VALUES CENTERED AT INDICATED GMT HOURS

Day	1h	3h	5h	7h	9h	11h	13h	15h	17h	19h	21h	23h	Sum	Mean	B				Day
1	68	69	61	61	68	63	65	67	76	72	72	71	813	68					1
2	70	67	69	64	66	66	70	71	80	64	72	68	827	69					2
3	79	66	62	77	70	67	73	73	73	76	77	69	862	72					3
4	78	71	74	73	71	73	82	72	77	73	76	76	896	75					4
5	81	66	75	71	70	83	82	74	83	80	70	70	905	75					5
6	72	80	71	61	75	68	73	62	74	80	75	76	867	72					6
7	77	70	62	72	63	61	71	75	75	75	77	68	846	70					7
8	77	75	71	69	70	69	74	73	76	77	74	87	892	74					8
9	76	83	80	68	72	77	83	81	71	73	83	84	931	78					9
10	77	81	71	73	75	83	77	79	78	83	68	76	921	77					10
11	79	83	84	71	69	74	64	77	85	74	80	83	923	77					11
12	76	79	75	75	77	72		77	82	77	69	79	(838)	(76)	11				12
13	73	74	76	71	79	69	72	65	73	79	75	72	878	73					13
14	73	77	72	76	72	75	77	80	76	79	74	73	904	75					14
15	63	65	70	61	64	78	69	80	74	84	81	80	869	72					15
16	73	75	69	67	60	72	72	75	71	75	68	65	842	70					16
17	73	64	71	72	66	65	69	67	67	69	76	68	827	69					17
18	65	64	57	61	66	69	68	72	68	66	70	70	796	66					18
19	65	70	72	66	70	72	71	58	64	67	74	72	821	68					19
20	72	73	65	68	70	71	73	79	74	73	72	69	859	72					20
21	69	71	72	76	82	77	67	71	68	73	82	71	879	73					21
22	74	63	67	75	81	63	73	72	70	74	74	76	862	72					22
23	84	69	69	74	72	73	74	67					(582)	(73)	8				23
24								71	75	70	66	64	(346)	(69)	5				24
25	67	66	64	71	73	67	67	74	62	62	74	65	812	68					25
26	67	58	67	72	60	67	68	66	54	65	62	79	785	65					26
27	67	67	63	68	69	64	69	73	72	71	56	69	808	67					27
28	64	69	69	69	70	66	70	64	71	77	72	70	831	69					28
29	65	56	58	62	60	61	56	64	71	63	68	61	745	62					29
30	68	61	58	66	58	63	68	69	66	72	75	75	799	67					30
31	64	64	65	65	61	61	61	69	75	68	67	77	797	66			DAYS		MEAN 31
Sum*	1996	1948	1915	1926	1930	1944	1984	2002	2024	2044	2044	2040	23797	1981•	COMPLETE		28	=	70.8
Mean*	71.3	69.6	68.4	68.8	68.9	69.4	70.9	71.5	72.3	73.0	73.0	72.9	→ 850.0	→	COMPLETE		28	=	70.8
	*FOR COMPLETE DAYS, B = 12; B = NO. OF BIHOURLY VALUES, 12 UNLESS INDICATED; • INDICATES COLUMN SUM													2199	ALL		31	=	70.9

FREDERICKSBURG MAGNETIC OBSERVATORY

AUGUST 1963

TABLE 170

COSMIC-RAY BIHOURLY MEAN VALUES OF DEPARTURES FROM BALANCE, IN UNITS OF 0.1% OF THE TOTAL IONIZATION + 100
CORRECTED FOR BURSTS AND TO BAROMETRIC PRESSURE 760 MM HG, VALUES CENTERED AT INDICATED GMT HOURS

Day	1h	3h	5h	7h	9h	11h	13h	15h	17h	19h	21h	23h		Sum	Mean	B					Day
1	69	66	66	68	61	68	57	71	67	62	73	68		796	66						1
2	62	63	65	66	63	68	60	72	69	69	71	69		797	66						2
3	69	67	67	66	59	67	64	59	68	75	74	73		808	67						3
4	61	65	70	66	71	56	66	71	67	68	66	63		790	66						4
5	76	69	72	72	69	68	70				73	79		(648)	(72)	9					5
6	69	63	65	74	75	74	72	72	71	57	74	72		838	70						6
7	72	69	69	67	75	71	71	72	66	77	73	71		853	71						7
8	69	68	69	80	72	76	76	70	66	67	73	72		858	72						8
9	78	71	73	78	74	77	77	67	71	72	75	68		881	73						9
10	70				77	69	70					77		(363)	(73)	5					10
11			63	82	63	82	82	77	67	71	68	79		(734)	(73)	10					11
12	75	82	70	77	71	73	76	73	66	71	72	74		880	73						12
13	71	68	71	77	63	70	69	69	77	73	71	65		844	70						13
14	66	79	75	69	72	65	79	75	71	73	70	78		872	73						14
15	68	74	63	77	66	66	75	69	80	72	79	70		859	72						15
16	72	86	74	75	71	67	70							(515)	(74)	7					16
17	69	69	67	67	71	69	65	71						(548)	(68)	8					17
18																					18
19								62	60	70	77	66		(335)	(67)	5					19
20	64	62	59	61	47	58	61	66	57	70	63	67		735	61						20
21	64	68	68	62	61	62	60	61	69	72	59	60		766	64						21
22	55	56	52	65	69	74	61	65	68	65	70	69		769	64						22
23	61	75	71	68	71	66	59	70	81	69	62	59		812	68						23
24	68	58	65	70	70	68	64	70	75	70	71	66		815	68						24
25	72	78	67	72	85	69	74	78	80	73	74	70		892	74						25
26	71	79	71	68	78	71	72	67	72	77	77	73		876	73						26
27	64	67	72	71	65	64	67	69	72	69	81	68		829	69						27
28	65	62	64	70	60	67	71	66	68	81	68	66		808	67						28
29	71	74	66	59	64	67	75	71	72	64	68	70		821	68						29
30	62	63	54	57	61	61	68	58	75	67	68	72		766	64						30
31	69	74	75	70	71	69	62	73	64	73	78	70		848	71		DAYS		MEAN		31
*Sum	1615	1651	1607	1658	1624	1627	1636	1654	1692	1686	1710	1653		19813	1650•	COMPLETE	24	=	68.8		
*Mean	67.3	68.8	67.0	69.1	67.7	67.8	68.2	68.9	70.5	70.2	71.2	68.9	→	825.6	→	COMPLETE	24	=	68.8		
															2079	ALL	30	=	69.2		

*FOR COMPLETE DAYS, B = 12; B = NO. OF BIHOURLY VALUES, 12 UNLESS INDICATED; • INDICATES COLUMN SUM

FREDERICKSBURG MAGNETIC OBSERVATORY SEPTEMBER 1963

TABLE 171 COSMIC-RAY BIHOURLY MEAN VALUES OF DEPARTURES FROM BALANCE, IN UNITS OF 0.1% OF THE TOTAL IONIZATION + 100
CORRECTED FOR BURSTS AND TO BAROMETRIC PRESSURE 760 MM HG, VALUES CENTERED AT INDICATED GMT HOURS

Day	1h	3h	5h	7h	9h	11h	13h	15h	17h	19h	21h	23h		Sum	Mean	B				Day
1	70	73	68	62	72	79	73	71	66	76	71	71		852	71					1
2	77	70	69	70	65	69	65	73	70	62	68	77		835	70					2
3	73	66	62	66	60	60	70	66	66	62	63	61		775	65					3
4	67	74	70	64	67	69	64	67	78	77	71	76		844	70					4
5	86	73	78	69	70	73	67	67						(583)	(73)	8				5
6																				6
7																				7
8																				8
9																				9
10											80	80		(160)	(80)	2				10
11	77	61	64	74	74	73	78	65	74		72	65		(777)	(71)	11				11
12	73	75	67	75	67	72	68	68	71	68	55	67		826	69					12
13	78	70	68	66	73	65	78	78	73	80	78	80		887	74					13
14	74	76	80	75	67	70	72	84	84	80	74	77		913	76					14
15	73	67	75	74	70	80	70	73	71	69	77	70		869	72					15
16	81	65	76	75	76	76	71	70	74	76	76	68		884	74					16
17	72	62	64	72	60	63	67	62	64	66	63	59		774	64					17
18	58	57	62	64	69	61	73	62	67	62	75	69		779	65					18
19	63	64	71	59	65	68	69	59	56	62	57	67		760	63					19
20	67	59	56	66	64	63	76	64	68	60	62	58		763	64					20
21	58	64	68	63	70	66	72	74	67	73	68	63		806	67					21
22	64	68	61	68	65	68	68	68	74	73	60	47		784	65					22
23	44	51	56	48	50	53	55	55	44	50	54	42		602	50					23
24	38	44	46	50	50	60	58	55	60	59	60	60		640	53					24
25	65	54	58	51	59	60	66	63	60	57	59	62		714	60					25
26	55	65	59	70	62	59	52	64						(486)	(61)	8				26
27								44	55	62	62	64		(287)	(57)	5				27
28	67	59	55	59	64	68	59	57	59	57	64	73		741	62					28
29	64	75	62	73	73	58	60	70	66	66	65	61		793	66					29
30	67	71	72	58	59	71	70	69	68	72	72	70		819	68					30
31																		DAYS		MEAN 31
Sum*	1393	1364	1366	1358	1365	1399	1424	1408	1406	1407	1392	1378		16660	1388	COMPLETE		21	=	66.1
Mean*	66.3	65.0	65.0	64.7	65.0	66.6	67.8	67.0	67.0	67.0	66.3	65.6	→	793.3	→	COMPLETE		21	=	66.1
															1438	ALL		26	=	66.5

*FOR COMPLETE DAYS, B = 12; B = NO. OF BIHOURLY VALUES, 12 UNLESS INDICATED; • INDICATES COLUMN SUM

FREDERICKSBURG MAGNETIC OBSERVATORY

OCTOBER 1963

TABLE 172

COSMIC-RAY BIHOURLY MEAN VALUES OF DEPARTURES FROM BALANCE, IN UNITS OF 0.1% OF THE TOTAL IONIZATION + 100
CORRECTED FOR BURSTS AND TO BAROMETRIC PRESSURE 760 MM HG, VALUES CENTERED AT INDICATED GMT HOURS

Day	1h	3h	5h	7h	9h	11h	13h	15h	17h	19h	21h	23h		Sum	Mean	B					Day
1	77	66	72	71	63	80	70	74	73	84	77	67		874	73						1
2	82	69	68	63	67	76	66	72	72	70	77	78		860	72						2
3	67	73	68	69	79	63	68	70	83	75	81	72		868	72						3
4	79	76	64	74	76	71	78	74	80	84	76	80		912	76						4
5	72	71	73	69	71	77	80	75	78	81	78	71		896	75						5
6	75	73	73	73	66	76	70	76	72	75	79	77		885	74						6
7	71	71	70	76	74	68	76	72	81	68	81	73		881	73						7
8	80	74	72	76	76	76	82	72						(608)	(76)	8					8
9	74	88	89	73	80	86	82	81	77	84	78	70		962	80						9
10	86	77	88	75	78	71	80	75	78	83	82	75		948	79						10
11	87	70	77	80	88	80	86	74	79	86	74	76		957	80						11
12	79	80	78	80	78	72	79	81	73	82	79	89		950	79						12
13	78	85	84	80	83	76	89	84	81	83	89	75		987	82						13
14	75	78	86	71	78	66	79	66	82	82	69	73		905	75						14
15	78	78	76		72	74	81	74	68					(601)	(75)	8					15
16	76	68	85	79										(308)	(77)	4					16
17																					17
18																					18
19																					19
20																					20
21																					21
22																					22
23																					23
24											64	76		(140)	(70)	2					24
25	68	54	57	62	61	63	63	63	66	64	69	67		757	63						25
26	69	64	62	58	62	66	63	61	60	71	77	69		782	65						26
27	71	66	73	66	65	67	68	62	63	69	70	64		804	67						27
28	66	67	66	66	81	68	77	71	71	70	75	78		856	71						28
29	69	77	85	73	94	88	86	90	91	78	68	73		972	81						29
30	65	62	66	67	82	65	74	78	68	73	82	70		852	71						30
31	65	61	67	68	67	72	76	72	70	74	68	64		824	69		DAYS		MEAN		31
*Sum	1475	1428	1466	1414	1493	1451	1510	1471	1498	1536	1529	1461		17732	1479•	COMPLETE	20	=	73.8		
*Mean	73.8	71.4	73.3	70.7	74.6	72.6	75.5	73.6	74.9	76.8	76.4	73.0	→	886.6	→	COMPLETE	20	=	73.9		
	*FOR COMPLETE DAYS, B = 12; B = NO. OF BIHOURLY VALUES, 12 UNLESS INDICATED; • INDICATES COLUMN SUM														1775•	ALL	24	=	74.0		

FREDERICKSBURG MAGNETIC OBSERVATORY NOVEMBER 1963

TABLE 173 COSMIC-RAY BIHOURLY MEAN VALUES OF DEPARTURES FROM BALANCE, IN UNITS OF 0.1% OF THE TOTAL IONIZATION + 100
CORRECTED FOR BURSTS AND TO BAROMETRIC PRESSURE 760 MM HG, VALUES CENTERED AT INDICATED GMT HOURS

Day	1h	3h	5h	7h	9h	11h	13h	15h	17h	19h	21h	23h		Sum	Mean	B					Day
1	73	73	64	63	63	71	74	74	79	81	77	82		874	73						1
2	80	81	86	82	86	87	85	82	89	95	87	96		1036	86						2
3	97	96	85	85	85	83	82	81	84	79	78	80		1015	85						3
4	77	77	81	68	74	83	85	79	84	88	81	81		958	80						4
5	76	82	78	79	69	84	74	83	79	82	78	76		940	78						5
6	83	75	75	79	79	70	74	72	84	82	77	77		927	77						6
7	81	77	84	82	81	75	86	87			83	91		(827)	(83)	10					7
8	86	87	84	86	86	89	83	86	89	89	97	85		1047	87						8
9	94	79	88	82	79	82	83	85	77	85	78	81		993	83						9
10	71	82	78	81	83	89	80	82	79	80	84	79		968	81						10
11	77	78	89	81	86	85	82	82	84	85	78	82		989	82						11
12	91	89	89	95	84	90	91	87	92	92	92	96		1088	91						12
13	88	96	88	105	93	96	96	100	95	103	103	97		1160	97						13
14	88	102	105	107	91	100	95	97	98	99	98	101		1181	98						14
15	99	98	94	99	95	95	95	91	96	95	94	92		1143	95						15
16	92	86	92	79	89	85	79	76	97	85	87	77		1024	85						16
17	80	89	79	89	78	78	81	87	76	79	83	78		977	81						17
18	77	80	77	74	79	85	76	76	80	84	93	78		959	80						18
19	78	80	72	76	72	72	75	76	78	83	81	79		922	77						19
20	90	81	81	74	80	87	85	86	86	84	84	80		998	83						20
21	85	81	80	81	83	76	80	82	81	78	86	75		968	81						21
22	72	78	74	87	78	76	75	75	75	76	80	76		922	77						22
23	73	72	80	81	69	75	77	74	74	87	87	86		935	78						23
24	77	82	86	88	82	89	88	91	88	92	89	92		1044	87						24
25	90	95	88	90	93	90	87	83	99	97	98	94		1104	92						25
26	89	83	90	84	90	88	91	79	86	91	80	91		1042	87						26
27	87	78	92	95	78	78	86	79	85	77	80	80		995	83						27
28	84	86	82	76	82	82	88	88	86	82	80	85		1001	83						28
29	89	78	82	83	82	86	85	79	93	91	90	89		1027	86						29
30	94	96	99	97	101	104	107	107	106	108	109	110		1238	103						30
31																		DAYS		MEAN	31
Sum*	2437	2440	2438	2446	2389	2455	2439	2419	2499	2529	2509	2475		29475	2456•	COMPLETE		29	=	84.7	
Mean*	84.0	84.1	84.1	84.3	82.4	84.7	84.1	83.4	86.2	87.2	86.5	85.3	→	1016.3	→	COMPLETE		29	=	84.7	
	*FOR COMPLETE DAYS, B = 12; B = NO. OF BIHOURLY VALUES, 12 UNLESS INDICATED; • INDICATES COLUMN SUM														2539•	ALL		30	=	84.6	

FREDERICKSBURG MAGNETIC OBSERVATORY DECEMBER 1963

TABLE 174 COSMIC-RAY BIHOURLY MEAN VALUES OF DEPARTURES FROM BALANCE, IN UNITS OF 0.1% OF THE TOTAL IONIZATION + 1.00
CORRECTED FOR BURSTS AND TO BAROMETRIC PRESSURE 760 MM HG, VALUES CENTERED AT INDICATED GMT HOURS

Day	1h	3h	5h	7h	9h	11h	13h	15h	17h	19h	21h	23h		Sum	Mean	B					Day
1	113	117	108	105	103	106	97	101	90	108	108	102		1258	105						1
2	98	98	95	97	95	94	91	100	95	89	91	92		1135	95						2
3	94	90	92	96	98	98	105	106	100	98	93	104		1174	98						3
4	103	102	96	100	95	96	90	96	104	95	92	89		1158	96						4
5	94	92	95	93	101	95	93	95	92	104	92	92		1138	95						5
6	88	90	91	94	93	93	85	81	92	93	88	88		1076	90						6
7	92	91	97	98	83	99	92	86	87	87	83	90		1085	90						7
8	92	91	87	87	99	90	96	82	94	94	98	97		1107	92						8
9	95	96	99	94	106	114	99	109	103	105	114	112		1246	104						9
10	103	106	94	96	103	96	99	96	94	94	101	89		1171	98						10
11	91	96	93	91	83	90	98	91	94	94	89	90		1100	92						11
12	95	98	98	98	90	92	98	98	99	90	99	90		1145	95						12
13	95	97	94	87	85	90	86	96	93	92	93	95		1103	92						13
14	88	89	94	90	88	106								(555)	(92)	6					14
15																					15
16								96	107	105	105	98		(511)	(102)	5					16
17	101	94	106	108	100	97	96	102	100	107	103	106		1220	102						17
18	95	94	96	88	104	99	100	111	96	106	107	115		1211	101						18
19	105	108	109	112	100	93	106	104	99	102	99	106		1243	104						19
20	98	103	104	88	99	102	104	104	102	107	107	102		1220	102						20
21	99	98	104	105	96	99	93	88	93	103	101	91		1170	98						21
22	99	90	99	94	87	99	88	94	94	101	100	95		1140	95						22
23	98	94	93	99	97									(481)	(96)	5					23
24																					24
25							86	96	96	88	101	84		(551)	(92)	6					25
26	87	91	81	87	89	82								(517)	(86)	6					26
27																					27
28																					28
29																					29
30																					30
31																			DAYS		MEAN 31
Sum*	1850	1851	1857	1831	1820	1842	1816	1840	1821	1869	1858	1845		22100	1847•	COMPLETE			19	=	97.1
Mean*	97.4	97.4	97.7	96.4	95.8	96.9	95.6	96.8	95.8	98.4	97.8	97.1	→	1163.1	→	COMPLETE			19	=	96.9
															2312•	ALL			24	=	96.3

*FOR COMPLETE DAYS, B = 12; B = NO. OF BIHOURLY VALUES, 12 UNLESS INDICATED; • INDICATES COLUMN SUM

FREDERICKSBURG MAGNETIC OBSERVATORY

JANUARY 1964

TABLE 175 COSMIC-RAY BIHOURLY MEAN VALUES OF DEPARTURES FROM BALANCE, IN UNITS OF 0.1% OF THE TOTAL IONIZATION + 100
CORRECTED FOR BURSTS AND TO BAROMETRIC PRESSURE 760 MM HG, VALUES CENTERED AT INDICATED GMT HOURS

Day	1h	3h	5h	7h	9h	11h	13h	15h	17h	19h	21h	23h		Sum	Mean	B					Day
1																					1
2																					2
3																					3
4																					4
5																					5
6									73	78	77	72		(300)	(75)	4					6
7	88	80	83	84	73	82	86	80	86	84	84	90		1000	83						7
8	81	76	79	75	82	83	76	74	85	81	82	85		959	80						8
9	79	74	72	75	74	79	82	82	83	80	79	75		937	78						9
10	78	80	77	78	83	98	91	91	91	92	88	82		1029	86						10
11	87	89	91	86	84	90	84	93	87	97	81	90		1059	88						11
12	85	81	88	79	90	85	86	88	88	83	88	87		1028	86						12
13	88	83	90	85	85	81	93	89	90	89	95	102		1070	89						13
14	102	97	96	99	89	95	100	107	89	93	88	91		1146	96						14
15	93	101	93	94	95			92	86	90	86	87		(917)	(92)	10					15
16	86	89	80	84	86	83	86	82	82	80	74	89		1001	83						16
17	85	85	82	90	87	80	84	81	78	81	78	84		995	83						17
18	78	86	85	83	78	76	78	78	75	81	74	82		954	80						18
19	83	82	72	79	79	75	70	77	85	80	88	72		942	78						19
20	74	83	74	77	84	71	68	91	90	91	92	95		990	82						20
21	90	89	83	90	88	89	81	84	84	84	85	85		1032	86						21
22	77	82	89	75	77	80	86	80	84	79	80	87		976	81						22
23	91	88	82	76	84	79	80	86	83	79	87	81		996	83						23
24	79	90	85	73	75	86	77	84	81	84	78	79		971	81						24
25	74	81	79	80	72	76	79	87	77	83	88	85		961	80						25
26	94	93	95	94	92	99	98	98	92	89	88	87		1119	93						26
27	86	87	80	93	85	87	90	83	83	87	78	93		1032	86						27
28	88	90	83	75	91	86	87	99	95	99	98	86		1077	90						28
29	97	94	96	87	90	81	81	81	84	89	82	83		1045	87						29
30	77	81	82	88	80	79	79	84	79	82	79	89		979	82						30
31	75	80	75	78	71	79	76	76	77	72	80	80		919	77			DAYS		MEAN	31
*Sum	2022	2043	1998	1983	1979	1999	1998	2055	2028	2039	2014	2059		24217	2018•	COMPLETE		24	=	84.1	
*Mean	84.2	85.1	83.2	82.6	82.5	83.3	83.2	85.6	84.5	85.0	83.9	85.8	→	10089	→	COMPLETE		24	=	84.1	
	*FOR COMPLETE DAYS, B = 12; B = NO. OF BIHOURLY VALUES, 12 UNLESS INDICATED; • INDICATES COLUMN SUM														2185•	ALL		26	=	84.0	

FREDERICKSBURG MAGNETIC OBSERVATORY

FEBRUARY 1964

TABLE 176

COSMIC-RAY BIHOURLY MEAN VALUES OF DEPARTURES FROM BALANCE, IN UNITS OF 0.1% OF THE TOTAL IONIZATION + 100
CORRECTED FOR BURSTS AND TO BAROMETRIC PRESSURE 760 MM HG, VALUES CENTERED AT INDICATED GMT HOURS

Day	1h	3h	5h	7h	9h	11h	13h	15h	17h	19h	21h	23h		Sum	Mean	B				Day
1	94	82	84	80	79	79	94	89	89	87	87	89		1033	86					1
2	96	87	96	94	83	92	95	98	98	89	91	88		1107	92					2
3	80	93	97	93	87	91								(541)	(90)	6				3
4																				4
5								71	85	79	81	81		(397)	(79)	5				5
6	83	89	80	90	86	97	81	102	91	91	94	106		1090	91					6
7	109	88	92	90	89	91	94	95	95	94	97	92		1126	94					7
8	92	96	100	96	102	95	105	104	112	111	101	101		1215	101					8
9	97	100	91	93	99	93	105	92	93	105	105	94		1167	97					9
10	98	99	102	92	101	101	103	106	102	106	101	101		1212	101					10
11	87	101	100	100	96	94	94	107	102	96	88	91		1156	96					11
12	99	93	98	97	87	88	79	86	88	90	82	90		1077	90					12
13	84	82	87	85	81	73	82	80	81	79	79	79		972	81					13
14	86	80	79	85	83	86	83	89	89	96	93	92		1041	87					14
15	94	90	81	75	77	79	79	83	87	90	85	82		1002	84					15
16	86	67	71	75	85	86	99	84	87	87	89	91		1007	84					16
17	84	83	83	79	88	84	82	82	82	83	89	85		1004	84					17
18	78	87	87	78	89	86	86	85	85	93	83	77		1014	84					18
19	83	85	88	87	90	92	93	105	97	96	98	93		1107	92					19
20	83	95	91	90	100	102	97	91	96	99	106	103		1153	96					20
21	92	98	94	95	103	96	95	94	103	101	98	100		1169	97					21
22	103	95	95	95	101	96	93	91	91	97	97	99		1153	96					22
23	95	93	98	94	96	96	91	98	89	97	95	94		1136	95					23
24	92	97	92	94	93	108	84	88	94	92	84	91		1109	92					24
25	90	85	99	90	86	90	87	84	90	97	83	94		1075	90					25
26	86	90	83	81	81	84	99	89	86	87	86	90		1042	87					26
27	90	94	91	94	90	93	101	95	92	98	91	86		1115	93					27
28	92	87	100	88	99	94	87	90	87	92	90	96		1102	92					28
29	92	96	89	96	92	91	92	77	92	90	84	93		1084	90					29
30																				30
31																	DAYS		MEAN	31
Sum*	2365	2339	2351	2313	2356	2366	2380	2384	2398	2443	2376	2397		28468	2372	COMPLETE	26	=	91.2	
Mean*	91.0	90.0	90.4	89.0	90.6	91.0	91.5	91.7	92.2	94.0	91.4	92.2	→	1095.0	→	COMPLETE	26	=	91.2	
	*FOR COMPLETE DAYS, B = 12; B = NO. OF BIHOURLY VALUES, 12 UNLESS INDICATED; • INDICATES COLUMN SUM														2541•	ALL	28	=	90.8	

FREDERICKSBURG MAGNETIC OBSERVATORY

MARCH 1964

TABLE 177

COSMIC-RAY BIHOURLY MEAN VALUES OF DEPARTURES FROM BALANCE, IN UNITS OF 0.1% OF THE TOTAL IONIZATION + 100
CORRECTED FOR BURSTS AND TO BAROMETRIC PRESSURE 760 MM HG, VALUES CENTERED AT INDICATED GMT HOURS

Day	1h	3h	5h	7h	9h	11h	13h	15h	17h	19h	21h	23h		Sum	Mean	B					Day
1	84	76	77	78	93	85	80	91	79	87	86	86		1002	84						1
2	90	76	81	79	92	79	77	79	85	89	78	81		986	82						2
3	77	81	79	80	81	80	78	73	77	80	86	77		949	79						3
4	76	75	81	81	79	78	74	68	82	81	77	65		917	76						4
5	73	73	63	74	77			82	75	81	80	85		(763)	(76)	10					5
6	85	84	85	85	76			85	85	88	85	76		(834)	(83)	10					6
7																					7
8																					8
9																					9
10									70	66	63	75		(274)	(68)	4					10
11	68	64	70	63	74	62	65	72	92	91	89	92		902	75						11
12	87	85	93	91	95	95	92	94	97	93	89	86		1097	91						12
13	89	86	88	79	90	85	75	83	82	84	85	85		1011	84						13
14	82	83	76	77	77	69	79	74	71	80	75	84		927	77						14
15	74	73	73	69	74	78	85	73	81	88	84	85		937	78						15
16	79	84	81	90	80	77	80	77	75	85	92	75		945	81						16
17	85	80	82	87	76	79	82	87	82	86	90	97		1013	84						17
18	85	90	87	90	92	94	96	90	88	92	99	93		1096	91						18
19	92	89	84	97	91	81	80	100	84	83	89	88		1058	88						19
20	83	80	85	90	83	85	79	83	88	88	84	84		1012	84						20
21	83	81	91	83	87	89	85	91	90	86	99	88		1053	88						21
22	89	88	88	89	90	86	83	84	91	85	90	87		1050	88						22
23	90	87	91	77	82	79	79	80	83	81	85	83		997	83						23
24	90	93	87	87	76	91	81	81	80	74	78	79		997	83						24
25	87	68	91	84	79	77	84	81	84	88	82	77		982	82						25
26	74	82	81	88	76	85	80	90	89	90	84	89		1008	84						26
27	97	90	96	94	96	90	100	91	86	99	97	89		1125	94						27
28	95	87	93	85	89	80	97	91	84	93	94	91		1079	90						28
29	98	95	91	94	88	90	100	103	98	104	103	103		1167	97						29
30	97	96	103	103	106	104	105	102	101	101	112	104		1234	103						30
31	103	99	97	99	107	103	97	104	96	96	111	104		1216	101			DAYS		MEAN	31
Sum*	2154	2088	2146	2134	2153	2101	2113	2142	2145	2204	2238	2172		25790	2149•	COMPLETE		25	=	85.9	
Mean*	86.2	83.5	85.8	85.4	86.1	84.0	84.5	85.7	85.8	88.2	89.5	86.9	→	1031.6	→	COMPLETE		25	=	86.0	
															2374•	ALL		28	=	84.8	

*FOR COMPLETE DAYS, B = 12; B = NO. OF BIHOURLY VALUES, 12 UNLESS INDICATED; • INDICATES COLUMN SUM

FREDERICKSBURG MAGNETIC OBSERVATORY APRIL 1964

TABLE 178 COSMIC-RAY BIHOURLY MEAN VALUES OF DEPARTURES FROM BALANCE, IN UNITS OF 0.1% OF THE TOTAL IONIZATION +100
CORRECTED FOR BURSTS AND TO BAROMETRIC PRESSURE 760 MM HG, VALUES CENTERED AT INDICATED GMT HOURS

Day	1h	3h	5h	7h	9h	11h	13h	15h	17h	19h	21h	23h		Sum	Mean	B				Day
1	101	107	99	100	101	99	97	100	102	107	96	99		1208	101					1
2	92	94	91	86	92	84	94	79	83	87	88	77		1047	87					2
3	70	82	76	68	76	77	71	80	78	80	83	81		922	77					3
4	83	77	81	81	83	87	82	86	84	84	82	87		997	83					4
5	83	80	88	83	88	82	78	89	78	78	84	75		986	82					5
6	74	69	74	71	83	74	76	78	77	86	73	83		918	76					6
7	71	72	79	78	76	88	78	78	71	74	76	82		923	77					7
8	77	74	66	69	66	79	71	76	82	81	79	86		906	76					8
9	89	93	92	85	83	83	89	89	103	93	94	90		1083	90					9
10	85	84	84	75	86	87	81	91	94	91	94	95		1047	87					10
11	84	78	83	82	88	76	86	85	89	83	84	90		1008	84					11
12	87	78	71	77	77	81	73	86	74	79	85	79		967	81					12
13	80	74	78	85	77	72	87	72	82	82	80	73		942	78					13
14	77	71	68	64	67	75	79	80	73	80	75	82		891	74					14
15	83	79	77	83	73	80	79	86	92	91	96	86		1005	84					15
16	89	83	91	88	89	90	87	97	90	87	91	88		1070	89					16
17	86	78	86	81	84	77	83	77	77	85	82	83		979	82					17
18	81	77	82	71	69	78	82	70	75	69	76	74		904	75					18
19	75	75	73	73	75	75	69	75	80	77	74	79		900	75					19
20	76	68	81	74	72	70	67	78	71	70	83	77		887	74					20
21	77	72	67	75	70	71	72	78	72	82	75	76		887	74					21
22	77	70	78	68	73	73	73	78	75	76	72	75		888	74					22
23	73	73	75	76	76	71	84	72	82	81	76	82		921	77					23
24	79	82	80	75	77	88	79	79	83	84	86	77		969	81					24
25	78	85	87	86	87	82	85	88	86	81	86	76		1007	84					25
26	73	74	85	81	73	84	77	79	76	80	78	84		944	79					26
27	81	72	79	83	76	72	80	76	81	75	80	77		932	78					27
28	72	77	78	66	73	82	71	73	73	73	85	74		897	75					28
29	81	81	79	77	78	73	79	83	73	80	82	79		945	79					29
30	82	83	71	74	81	80	87	79	82	79	86	87		971	81					30
31																	DAYS		MEAN	31
Sum*	2416	2362	2419	2335	2369	2390	2396	2437	2438	2455	2481	2453		28951	2414•	COMPLETE	30	=	80.5	
Mean*	80.5	78.7	80.6	77.8	79.0	79.7	79.9	81.2	81.3	81.8	82.7	81.8	→	965.0	→	COMPLETE	30	=	80.4	
	*FOR COMPLETE DAYS, B = 12; B = NO. OF BIHOURLY VALUES, 12 UNLESS INDICATED; • INDICATES COLUMN SUM														•	ALL		=		

FREDERICKSBURG MAGNETIC OBSERVATORY MAY 1964

TABLE 179 COSMIC-RAY BIHOURLY MEAN VALUES OF DEPARTURES FROM BALANCE, IN UNITS OF 0.1% OF THE TOTAL IONIZATION + 100
CORRECTED FOR BURSTS AND TO BAROMETRIC PRESSURE 760 MM HG, VALUES CENTERED AT INDICATED GMT HOURS

Day	1h	3h	5h	7h	9h	11h	13h	15h	17h	19h	21h	23h		Sum	Mean	B					Day
1	71	77	85	79	82	77	72	80	77	77	71	80		928	77						1
2	77	73	72	74	78	79	76	75	71	81	83	78		917	76						2
3	77	75	77	76	70	71	76	76	74	76	76	83		907	76						3
4	76	81	80	83	80	80	78	77	73	83	70	83		944	79						4
5	72	73	76	70	72	78	76	79	72	81	83	77		909	76						5
6	67	78	79	77	75	71	77	68	79	75	76	80		902	75						6
7	79	74	73	73	74	75	69	76	79	78	79	77		906	76						7
8	71	75	78	70	68	69	70	70	71	82	68	76		868	72						8
9	73	69	68	76	74	77	74	83	76	74	65	77		886	74						9
10	76	72	75	79	70	67	76	71	63	68	76	70		863	72						10
11	72	64	70	74	71	77	60	77	66	74	76	65		846	70						11
12	72	66	77	68	69	62	71	72	72	68	78	68		843	70						12
13	73	76	75	76	76	78	72	82	73	75	73	88		917	76						13
14	80	75	84	76	81	76	72	78	70	75	75	81		923	77						14
15	79	82	74	76	75	80	72	73	75	76	74	62		898	75						15
16	71	70	75	70	67	77	67	65	74	72	74	72		854	71						16
17	71	77	75	67	75	71	73	71	79	71	64	74		868	72						17
18	71	76	75	68	69	75	62	66	71	71	62	68		834	70						18
19	60	74	75	72	72	67	64	68	66	61	73	78		830	69						19
20	78	70	74	76	71	72	73	76	77	77	69	85		898	75						20
21	77	79	76	73	68	81	83	80	83	77	80	73		930	78						21
22	73	77	73	78	78	69	69	80	72	70	69	75		883	74						22
23	75	73	65	64	73	70	74	71	74	72	64	66		841	70						23
24	74	80	75	76	76	68	75	68	79	78	77	77		903	75						24
25	71	72	65	78	81	78	67	70	74	70	87	78		891	74						25
26	78	79	84	75	74	76	70	81	71	72	72	77		909	76						26
27	81	81	77								75	70		(384)	(77)	5					27
28	72	75					79	70			77	67		(440)	(73)	6					28
29	78	67	76	83	70	72	69	78	72	76	68	79		888	74						29
30	75	72	64	79	71	71	72	73	70	67	77	68		859	72						30
31	69	75	65	71	82	64	72	67	71	68	73	68		845	70			DAYS		MEAN	31
Sum*	2136	2151	2160	2157	2142	2128	2081	2151	2124	2145	2132	2183		25690	2147•	COMPLETE		29	=	73.8	
Mean*	73.7	74.2	74.5	74.4	73.9	73.4	71.8	74.2	73.2	74.0	73.5	75.3	→	886.1	→	COMPLETE		29	=	73.8	
	*FOR COMPLETE DAYS, B = 12; B = NO. OF BIHOURLY VALUES, 12 UNLESS INDICATED; • INDICATES COLUMN SUM														2297•	ALL		31	=	73.9	

FREDERICKSBURG MAGNETIC OBSERVATORY JUNE 1964

TABLE 180 COSMIC-RAY BIHOURLY MEAN VALUES OF DEPARTURES FROM BALANCE, IN UNITS OF 0.1% OF THE TOTAL IONIZATION + 100
CORRECTED FOR BURSTS AND TO BAROMETRIC PRESSURE 760 MM HG, VALUES CENTERED AT INDICATED GMT HOURS

Day	1h	3h	5h	7h	9h	11h	13h	15h	17h	19h	21h	23h	Sum	Mean	B				Day
1	65	69	74	74	72	69	72	76	68	74	73	79	865	72					1
2	62	77	68	72	78	76	77	77	83	73	75	77	895	75					2
3	77	81	74	80	79	77	78	75	67	66	73	76	903	75					3
4	72	75	73	79	73	69	77	69	72	82	65	78	884	74					4
5	65	71	67	75	72	70	65	77	77	82	66	68	855	71					5
6	69	72	72	66	70	72	73	78	78	75	74	76	875	73					6
7	69	69	70	68	78	81	76	70	73	76	81	70	881	73					7
8	73	75	73	75	76	74	70	80	82	79	75	70	902	75					8
9	71	70	73	70	72	72	67	63	74	75	77	75	859	72					9
10	70	62	59	66	65	71	67	59	73	79	75	73	819	68					10
11	62	73	77	69	68	74	69	77	64	69	74	67	843	70					11
12	65	63	77	67	58	62	63	67	62	66	74	70	794	66					12
13	71	73	58	58	61	66	69	72	63	72	62	58	783	65					13
14	65	60	61	70	62	66	68	70	65	71	67	63	788	66					14
15	69	67	67	72	61	70	65	58	67	61	76	74	807	67					15
16	61	66	66	70	76	72	65	79	71	68	72	76	842	70					16
17	69	67	67	74	67	73	69	72	56	71	67	68	820	68					17
18	61	66	69	68	73	63	69	76	60	68	68	69	810	68					18
19	62	65	73	69	62	65	65	70	67	68	74	66	806	67					19
20	67	67	62	73	76	64	73	67	66	68	72	67	822	68					20
21				60	71	63	61	61	61	71	66	69	(583)	(65)	9				21
22	61	72	64	55	61	68	65	63	69	77	66	63	784	65					22
23	66	66	65	67	57	65	70	73	69	68	68	74	808	67					23
24	73	67	71	64	65	70	69	70	71	63	73	65	821	68					24
25	64	68	68	65	64	71	60	67	57	68	69	67	788	66					25
26	54	67	68	63	63	57	67	66	79	70	73	74	801	67					26
27	74	74	70	65	67	58	70	75	75	66	68	72	834	70					27
28	69	58	67	69	60	73	73	72	71	69	63	73	817	68					28
29	66	65	63	63	71	78	68	73	76	74	75	70	842	70					29
30	49	59	74	74	74	69	67	62	74	70	68	72	842	70					30
31																DAYS		MEAN	31
Sum*	1951	1984	1990	2000	1981	2015	2006	2053	2029	2068	2063	2050	24190	2014•	COMPLETE	29	=	69.4	
Mean*	67.3	68.4	68.6	69.0	68.3	69.5	69.2	70.8	70.0	71.3	71.1	70.7	→ 834.2	→	COMPLETE	29	=	69.5	
	*FOR COMPLETE DAYS, B = 12; B = NO. OF BIHOURLY VALUES, 12 UNLESS INDICATED; • INDICATES COLUMN SUM													2079•	ALL	30	=	69.3	

FREDERICKSBURG MAGNETIC OBSERVATORY — JULY 1964

TABLE 181 — COSMIC-RAY BIHOURLY MEAN VALUES OF DEPARTURES FROM BALANCE, IN UNITS OF 0.1% OF THE TOTAL IONIZATION + 100
CORRECTED FOR BURSTS AND TO BAROMETRIC PRESSURE 760 MM HG, VALUES CENTERED AT INDICATED GMT HOURS

Day	1h	3h	5h	7h	9h	11h	13h	15h	17h	19h	21h	23h	Sum	Mean	B				Day
1	73	73	75	58	69	77	68	68	67	63	70	74	835	70					1
2	74	66	69	66	70	69	70	69	70	78	74	77	852	71					2
3	70	70	74	66	63	70	72	66	74	70	79	73	847	71					3
4	75	70	77	62	64	77	76	78	85	78	72	78	892	74					4
5	73	68	65	67	74	68	66	77	71	74	72	82	857	71					5
6	79	71	73	79	70	61	70	65	75	76	77	82	878	73					6
7	68	66	72	78	70	64	70	70	72	75	77	68	850	71					7
8	70	64	67	67	70	72							(410)	(68)	6				8
9																			9
10								82	72	69	72	67	(362)	(72)	5				10
11	70	67	75	70	70	72	73	72	79	75	78	75	876	73					11
12	72	72	66	68	70	69	68	71	81	79	77	64	857	71					12
13	68	63	61	65	64	67	67	72	65	73	72	68	805	67					13
14	66	61	66	61	65	68	77	68	77	67	76	70	822	68					14
15	64	67	61	69	65	63	65	68	76	63	66	69	796	66					15
16	68	67	68	66	67	80	78	79	78	75	79	70	875	73					16
17	74	73	69	72	67	68	63	66	75	79	70	67	843	70					17
18	79	64	71	59	72	59	73	66	71	74	71	69	828	69					18
19	72	69	65	60	71	75	74	71	77	82	85	65	866	72					19
20	69	69	62	70	76	68	76	68	73	71	69	69	840	70					20
21	67	63	67	75	63	74	72	67	72	70	69	66	825	69					21
22	62	73	59	58	73	71	64	74	72	72	63	67	808	67					22
23	59	65	73	69	70	63	68	64	64	82	76	70	823	69					23
24	62	58	69	61	76	65	74	72	65	66	69	64	801	67					24
25	66	69	65	69	69	70	73	70	69	73	67	68	828	69					25
26	65	72	66	71	73	67	67	68	64	78	68	74	833	69					26
27	78	67	73	65	70	66	66	83	66	68	75	69	846	70					27
28	77	76	69	74	72	79	65	72	73	71	78	77	883	74					28
29	73	75	69	75	74	73							(439)	(73)	6				29
30																			30
31							68	71	77	74	74	73	(437)	(73)	6	DAYS		MEAN	31
Sum*	1750	1699	1710	1678	1733	1730	1755	1764	1811	1832	1829	1775	21066	1754•	COMPLETE	25	=	70.2	
Mean*	70.0	68.0	68.4	67.1	69.3	69.2	70.2	70.6	72.4	73.3	73.2	71.0	→ 842.7	→	COMPLETE	25	=	70.2	
	*FOR COMPLETE DAYS, B = 12; B = NO. OF BIHOURLY VALUES, 12 UNLESS INDICATED; • INDICATES COLUMN SUM													2048•	ALL	29	=	70.3	

TABLE 182. COSMIC-RAY BIHOURLY MEAN VALUES OF DEPARTURES FROM BALANCE, IN UNITS OF 0.1% OF THE TOTAL IONIZATION + 100
CORRECTED FOR BURSTS AND TO BAROMETRIC PRESSURE 760 MM HG, VALUES CENTERED AT INDICATED GMT HOURS

Day	1h	3h	5h	7h	9h	11h	13h	15h	17h	19h	21h	23h		Sum	Mean	B				Day
1	73	62	65	65	73	71	66	80	70	80	76	68		849	71					1
2	70	65	68	59	64	73	65	65	67	65	70	71		802	67					2
3	82	61	63	75	68	71	71	64	69	70	68	70		832	69					3
4	69	74	69	66	59	55	62	70	69	79	69	70		811	68					4
5	66	64			62	74	78	69	83		72	69		(637)	(71)	9				5
6	72	73	71	67	73	76	73	77	66	70	74	74		866	72					6
7	71	70	62	66	64	72	70	64	70	74	90	70		843	70					7
8	60	69	75	69	69	67	65	66	70	78	83	74		845	70					8
9	66	73	77	75	81	79	70	68	84	79	85	76		913	76					9
10	67	70	78	83	70									(368)	(74)	5				10
11																				11
12																				12
13																				13
14																				14
15																				15
16																				16
17																				17
18																				18
19																				19
20																				20
21																				21
22																				22
23																				23
24																				24
25																				25
26																				26
27																				27
28																				28
29																				29
30																				30
31																		DAYS	MEAN	31
Sum*	563	547	550	542	551	564	542	554	565	595	615	573		6761	563•	COMPLETE		8 =	70.4	
Mean*	70.4	68.4	68.8	67.8	68.9	70.5	67.8	69.2	70.6	74.4	76.9	71.6	→	845.3	→	COMPLETE		8 =	70.4	
	*FOR COMPLETE DAYS, B = 12; B = NO. OF BIHOURLY VALUES, 12 UNLESS INDICATED; • INDICATES COLUMN SUM														708•	ALL		10 =	70.8	

FREDERICKSBURG MAGNETIC OBSERVATORY SEPTEMBER 1964

TABLE 183 COSMIC-RAY BIHOURLY MEAN VALUES OF DEPARTURES FROM BALANCE, IN UNITS OF 0.1% OF THE TOTAL IONIZATION + 100
CORRECTED FOR BURSTS AND TO BAROMETRIC PRESSURE 760 MM HG, VALUES CENTERED AT INDICATED GMT HOURS

Day	1h	3h	5h	7h	9h	11h	13h	15h	17h	19h	21h	23h		Sum	Mean	B				Day
1																				1
2																				2
3									70	73	73	67		(283)	(71)	4				3
4	65	59	69	70	68	75	71	65	64	71	69	69		815	68					4
5	65	66	71	62	70	66	71	66	70	70	71	70		818	68					5
6	65	76	77	77	74	70	69	72	66	76	77	71		870	72					6
7	69	68	65	68	65	66	60	60	65	75	77	66		804	67					7
8	64	60	66	65	73	69	66	65	73	72	65	72		810	68					8
9	60	69	66	64	58	57	63	61	62	69	69	64		762	64					9
10	64	68	68	70	65	62	65	63	60	67	60	64		776	65					10
11	65	66	67	61	61	57	59	70	66	71	68	67		778	65					11
12	62	69	66	75	73	65	72	62	74	74	82	69		843	70					12
13	66	82	71	69	71	74	77	72	70	73	67	74		866	72					13
14	65	81	75	76	70	71	73	72	73	72	72	70		870	72					14
15	68	68	74	74	73	68	73	67	67	64	69	62		827	69					15
16	68	70	75	76	70	71	69	69	69	74	70	67		848	71					16
17	81	71	73	72	74	77	70	61	70	75	80	78		882	74					17
18	74	64	70	63	74	77	68	73	72	71	65	74		845	70					18
19	63	76	72	72	66	64	65	76	66	78	74	73		845	70					19
20	77	68	71	71	75	78	69	68	75	77	71	73		873	73					20
21	70	66	72	68	68	75	68	68	75	81	77	66		854	71					21
22	67	64	70	67	71	73	72	66	67	71	73	60		821	68					22
23	78	67	71	76	61	69	67	63	68	61	70	67		818	68					23
24	68	63	68	60	60	61	68	74	72	65	76	75		810	68					24
25	72	88	77	72	82	84	88	85	73	79	69	73		942	78					25
26	83	78	75	79	68	67	75	72	73	68	73	66		877	73					26
27	64	65	75	65	71	62	72	64	75	72	65	66		816	68					27
28	66	69	69	62	69				66	66	63	63		(593)	(66)	9				28
29		60	60	67	67		65	59	56	58	69	65		(626)	(63)	10				29
30	60	70	74	66	75	81	67	74	68	73	64	71		843	70					30
31																		DAYS		MEAN 31
Sum*	1703	1742	1778	1738	1736	1739	1737	1708	1733	1799	1773	1727		20913	1742•	COMPLETE		25	=	69.7
Mean*	68.1	69.7	71.1	69.5	69.4	69.6	69.5	68.3	69.3	72.0	70.9	69.1	→	836.5	→	COMPLETE		25	=	69.7
															1942	ALL		28	=	69.4

*FOR COMPLETE DAYS, B = 12; B = NO. OF BIHOURLY VALUES, 12 UNLESS INDICATED; • INDICATES COLUMN SUM

TABLE 184 COSMIC-RAY BIHOURLY MEAN VALUES OF DEPARTURES FROM BALANCE, IN UNITS OF 0.1% OF THE TOTAL IONIZATION + 100
CORRECTED FOR BURSTS AND TO BAROMETRIC PRESSURE 760 MM HG, VALUES CENTERED AT INDICATED GMT HOURS

Day	1h	3h	5h	7h	9h	11h	13h	15h	17h	19h	21h	23h		Sum	Mean	B				Day
1	70	61	71	73	66	70	70							(481)	(69)	7				1
2								59	68	66	71	59		(323)	(65)	5				2
3	61	65	75	62	71	72	77	73	83	62	74	66		841	70					3
4	66	68	65	69	68	71	60	78	70	79	77	67		838	70					4
5	74	68	78	79	65	72	70	71	77	76	67	78		875	73					5
6	65	76	70	73	63	79	71	69	75	83	70	72		866	72					6
7	74	66	86	77	75	71	74	79	75	80	79	73		909	76					7
8	74	82	78	69	77	70	81	79	83	74	67	65		899	75					8
9	76	69	86	77	73	78	68	73	76	78	73	81		908	76					9
10	80	72	75	83	77	84	79	82	79	81	81	83		956	80					10
11	79	82	79	84	87	89	78	82	86	86	76	82		990	82					11
12	81	73	78	86	83	81	75	72	77	76	71	75		928	77					12
13	77	81	77	81	80	76	74	78	78	82	78	71		933	78					13
14	74	77	68	64	75	68	72	69	67	69	74	78		855	71					14
15	68	76	83	71	68	73	69	83	78	87	75	77		908	76					15
16	79	78	73	75	71	74	86	66	81	68	76	68		895	75					16
17	76	72	79	79	70	77	79	78	72	79	84	74		919	77					17
18	76	79	77	74	63	74	68	76	73	76	73	79		888	74					18
19	77	76	73	75	69	69	73	79	88	77	82	82		920	77					19
20	73	75	81	82	76	81	87	84	83	89	88	90		989	82					20
21	89	85	85	84	90	83	81	76	88	81	80	78		1000	83					21
22	77	74	77	78	77	72	80	82	88	82	86	77		950	79					22
23	91	83	87	81	82	87	82	83	96	87	89	79		1027	86					23
24	88	91	90	87	88	86	89	85	86	96	94	79		1059	88					24
25	80	81	83	83	79	80	82	84	80	88	88	89		997	83					25
26	76	80	81	86	84	84	81	79	84	85	87	79		986	82					26
27	81	81	83	82	74	79	80	75	90	78	82	80		965	80					27
28	81	79	77	81	85	75	74	75	85	79	87	86		964	80					28
29	83	80	85	82	87	87	81	92	85	85	85	87		1019	85					29
30	84	86	81	75	87	74	83	75	79	90	78	80		972	81					30
31	80	85	77	80	77	74	83	87	91	101	80	83		998	83			DAYS		MEAN 31
Sum*	2240	2240	2287	2259	2221	2240	2237	2264	2353	2354	2301	2258		27254	2271•	COMPLETE		29	=	78.3
Mean*	77.2	77.2	78.9	77.9	76.6	77.2	77.1	78.1	81.1	81.2	79.3	77.9	→	939.7	→	COMPLETE		29	=	78.3
															2405	ALL		31	=	77.6

*FOR COMPLETE DAYS, B = 12; B = NO. OF BIHOURLY VALUES, 12 UNLESS INDICATED; • INDICATES COLUMN SUM

FREDERICKSBURG MAGNETIC OBSERVATORY NOVEMBER 1964

TABLE 185 COSMIC-RAY BIHOURLY MEAN VALUES OF DEPARTURES FROM BALANCE, IN UNITS OF 0.1% OF THE TOTAL IONIZATION +100
CORRECTED FOR BURSTS AND TO BAROMETRIC PRESSURE 760 MM HG, VALUES CENTERED AT INDICATED GMT HOURS

Day	1h	3h	5h	7h	9h	11h	13h	15h	17h	19h	21h	23h	Sum	Mean	B				Day
1	76	86	79	76	77	81	85	68	82	87	75	81	953	79					1
2	88	77	77	79	71	71	75	76	79	83	85	90	951	79					2
3	82	82	82	79	85	83	89	78	92	84	79	82	997	83					3
4	90	81	78	81	79	67	81	76	80	86	74	79	952	79					4
5	87	73	81	81	79	73	78	85	85	89	82	88	981	82					5
6	88	83	84	84	84	93	91	83	86	86	85	90	1037	86					6
7	86	80	85	86	86	74	79	83	87	89	84	86	1005	84					7
8	84	80	73	80	83	75	82	81	83	82	87	78	968	81					8
9	81	86	82	79	88	81	86	88	90	77	82	86	1006	84					9
10	78	78	78	76	73	79	75	81	84	86	82	78	948	79					10
11	82	82	72	83	77	81	73	83	81	76	75	77	942	78					11
12	64	77	71	78	79	76	76	75	76	82	81	81	916	76					12
13	71	75	81	77	76	79	79	83	82	83	79	86	951	79					13
14	75	76	79	74	74	77	75	75	77	80	87	79	928	77					14
15	81	75	73	72	66	71	66	74	77	75	79	77	886	74					15
16	77	74	76	65	81	80	69	79	73	79	75	76	904	75					16
17	78	84	81	84	83	88	81	82	87	84	83	78	993	83					17
18	79	81	83	79	81	85	89	84	82	87	83	84	997	83					18
19	75	71	75	84	82	79	81	88	68	83	78	75	939	78					19
20	83	95	90	84	83	82	80	86	86	84	87	77	1017	85					20
21	98	88	80	87	100	84	90	93	90	89	91	101	1091	91					21
22	94	94	84	91	96	102	100	95	100	99	90	92	1137	95					22
23	94	87	86	91	94	88	89	91	87	91	89	89	1076	90					23
24	91	82	82	92	94	81	86	88	88	91	92	90	1057	88					24
25	81	86	96	78	86	92	81	80	78	84	88	86	1016	85					25
26	75	87	86	95	75	80	89	90	88	85	85	84	1019	85					26
27	91	92	88	85	80	80	89	85	83	84	96	77	1030	86					27
28	80	84	88	89	83	79	74	84	87	80	93	79	1000	83					28
29	81	82	80	84	84	86	90	70	95	96	100	90	1038	86					29
30	88	96	90	96	95	99	100	106	103	102	108	104	1187	99					30
31																DAYS		MEAN	31
*Sum	2478	2474	2440	2469	2474	2446	2478	2490	2536	2563	2554	2520	29922	2492	COMPLETE	30	=	83.1	
*Mean	82.6	82.5	81.3	82.3	82.5	81.5	82.6	83.0	84.5	85.4	85.1	84.0	→ 997.3	→	COMPLETE	30	=	83.1	
	*FOR COMPLETE DAYS, B = 12; B = NO. OF BIHOURLY VALUES, 12 UNLESS INDICATED; • INDICATES COLUMN SUM													•	ALL		=		

FREDERICKSBURG MAGNETIC OBSERVATORY DECEMBER 1964

TABLE 186 COSMIC-RAY BIHOURLY MEAN VALUES OF DEPARTURES FROM BALANCE, IN UNITS OF 0.1% OF THE TOTAL IONIZATION + 100
CORRECTED FOR BURSTS AND TO BAROMETRIC PRESSURE 760 MM HG, VALUES CENTERED AT INDICATED GMT HOURS

Day	1h	3h	5h	7h	9h	11h	13h	15h	17h	19h	21h	23h	Sum	Mean	B				Day
1	98	104			96	92	97	97	97	92	90	88	(951)	(95)	10				1
2	88	101	94	85	95	93	77	84	89	86	78	88	1058	88					2
3	77	85	79	85	83	74	83	79	76	81	77	77	956	80					3
4	81	80	80	73	75	74	81	76	74	79	81	84	938	78					4
5	80	79	74	77	79	77	80	78	85	82	92	87	970	81					5
6	94	86	96	90	91	95	92	92	97	87	93	93	1106	92					6
7	91	94	104	90	99	92	95	92	97	101	100	90	1145	95					7
8	97	92	101	90	97	97	95	95	93	88	97	90	1132	94					8
9	102	96	96	89	91	92	93	90	94	90	86	90	1109	92					9
10	84	87	92	81	81	82	82	81	76				(746)	(83)	9				10
11								82	73	87	75	76	(393)	(79)	5				11
12	81	91	89	78	82	76	80	83	87	88	75	80	990	82					12
13	77	90	87	83	77	93	88	85	90	96	91	83	1040	87					13
14	79	89	84	81	90	89	94	88	91	89	97	91	1062	88					14
15	104	93	98	101	98	100	106	95	99	91	98	94	1177	98					15
16	102	97	95	104	95	91	88	92	99	92	86	89	1130	94					16
17	88	83	87	85	82	79	79	76	82	79	89	82	991	83					17
18	87	81	82	82	98	90	92	96	108	102	99	99	11[illegible]	93					18
19	99	95	97	98	106	84	78	89	88	92	82	92	1100	92					19
20	81	89	79	84	88	87	85	91	83	91	82	86	1026	86					20
21	91	82	82	85	89	89	90	83	92	90	94	90	1057	88					21
22	94	89	98	98	86	92	88	89	90	96	92	90	1102	92					22
23	92	96	82	93	86	89	89	87	83	87	90	81	1055	88					23
24	85	80	82	86	90	80	86	84	86	75	86	77	997	83					24
25	77	81	78	78	76	75	85	81	80	86	90	75	962	80					25
26	83	80	84	79	82	80	82	76	82	76	81	83	968	81					26
27	87	85	89	84	88	94	86	80	89	88	84	93	1047	87					27
28	95	96	87	85	92	86	94	87	93	93	92	91	1091	91					28
29	92	87	87	85	78	84	89	84	83	88	91	77	1025	85					29
30	89	82	87	82	86	88	89	77	86	83	87	79	1015	85					30
31	84	82	86	88	82	84	103	93	90	92	84	91	1059	88		DAYS		MEAN	31
Sum*	2477	2461	2464	2418	2461	2424	2467	2402	2486	2468	2474	2422	29424	2451•	COMPLETE	28	=	87.5	
Mean*	88.5	87.9	88.0	86.4	87.9	86.6	88.1	85.8	88.8	88.1	88.4	86.5	→ 1051.0	→	COMPLETE	28	=	87.6	
	*FOR COMPLETE DAYS, B = 12; B = NO. OF BIHOURLY VALUES, 12 UNLESS INDICATED; • INDICATES COLUMN SUM													2708•	ALL	31	=	87.4	

FREDERICKSBURG MAGNETIC OBSERVATORY

TABLE 187 COSMIC-RAY BIHOURLY MEAN VALUES OF DEPARTURES FROM BALANCE, IN UNITS OF 0.1% OF THE TOTAL IONIZATION +100 CORRECTED FOR BURSTS AND TO BAROMETRIC PRESSURE 760 MM HG, VALUES CENTERED AT INDICATED GMT HOURS

JANUARY 1965

Day	1h	3h	5h	7h	9h	11h	13h	15h	17h	19h	21h	23h	Sum	Mean	B				Day
1	94	84	91	95	101	96	93	93	86	88	89	80	1090	91					1
2	87	85	80	86	84	87	84	83	80	86	84	83	1009	84					2
3	89	89	88	87	94	94	99	98	95	91	99	98	1121	93					3
4	86	92	96	93	93	91	87	94	95	93	91	90	1101	92					4
5	90	91	99	94	90	98	88	93	92	92	88	86	1101	92					5
6	92	89	91	103	92	89	102	94	97	100	103	99	1151	96					6
7	99	90	91	99	109	87	82	86	92	87	92	93	1107	92					7
8	86	89	82	85	86	80	91	84	86	82	84	87	1022	85					8
9	85	94	84	86	85	87	85	85	84	83	85	95	1038	86					9
10	87	82	94	87	93	88	87	86	96	88	87	95	1070	89					10
11	93	94	104	92	85	94	91	95	86	97	103	96	1130	94					11
12	98	96	96	88	92	97	89	91	92	89	97	88	1113	93					12
13	93	92	96	94	92	93	95	98	99	97	92	106	1147	96					13
14	96	101	100	97	109	96	96	107	97	104	95	101	1199	100					14
15	97	93	95	92	101	105	108	100	105	100	95	96	1187	99					15
16	95	98	100	100	101	108	105	101	95	103	99	101	1206	100					16
17	105	99	105	104	108	98	106	101	105	109	106	99	1245	104					17
18	95	102	99	101	107	99	97	105	100	104	109	110	1228	102					18
19	104	111	109	108	104	103	107	100	104	99	106	91	1246	104					19
20	93	99	90	87	95	101	95	91	95	87	92	95	1120	93					20
21	90	80	101	91	85	98	86	97	90	85	85	90	1078	90					21
22	86	82	84	88	93	82	87	81	96	87	92	77	1035	86					22
23	86	79	88	79	77	82	91	82	89	77	80	77	987	82					23
24	89	86	80	87	81	87	86	99	84	82	91	96	1048	87					24
25	99	94	99	90	95	87	87	81	100	87	90	93	1102	92					25
26	91	85	93	90	85	86	81	89	86	95	96	89	1066	89					26
27	87	87	90	102	94	93	95	91	106	102	93	105	1145	95					27
28	112	108	116	103	100	104	107	102	102	105	105	105	1269	106					28
29	99	109	110	116	110	107	106	109	109	106	103	106	1290	108					29
30	112	101	111	110	109	113	113	114	112	117	119	113	1344	112					30
31	108	114	109	121	111	122	117	126	116	117	116	109	1386	116			DAYS		MEAN 31
*Sum	2923	2895	2971	2955	2961	2952	2943	2956	2971	2939	2966	2949	35381	2948•	COMPLETE		31	=	95.1
*Mean	94.3	93.4	95.8	95.3	95.5	95.2	94.9	95.4	95.8	94.8	95.7	95.1	→ 1141.2	→	COMPLETE		31	=	95.1
	*FOR COMPLETE DAYS, B = 12; B = NO. OF BIHOURLY VALUES, 12 UNLESS INDICATED; • INDICATES COLUMN SUM													•	ALL			=	

FREDERICKSBURG MAGNETIC OBSERVATORY FEBRUARY 1965

TABLE 188 COSMIC-RAY BIHOURLY MEAN VALUES OF DEPARTURES FROM BALANCE, IN UNITS OF 0.1% OF THE TOTAL IONIZATION + 100
CORRECTED FOR BURSTS AND TO BAROMETRIC PRESSURE 760MM HG, VALUES CENTERED AT INDICATED GMT HOURS

Day	1h	3h	5h	7h	9h	11h	13h	15h	17h	19h	21h	23h		Sum	Mean	B				Day
1	108	108	110	105	96	98	97							(722)	(103)	7				1
2																				2
3										104	102	99		(305)	(102)	3				3
4	102	100	103	110	106	109	113	112	107	94	110	104		1270	106					4
5	103	112	104	102	108	94	99	103	96	95	99	92		1207	101					5
6	94	95	96	93	89	87	92	107	96	96	96	87		1128	94					6
7	88	91	86	79	85	83	88	86	82	77	84	77		1006	84					7
8	79	85	76	91	76	76	80	82	80	85	84	83		977	81					8
9	95	88	82	80	79	82	80	82	81	84	82	84		999	83					9
10	82	72	76	74	75	76	75	75	74	78	79	82		918	76					10
11	76	68	73	81	83	82	73	83	79	87	74	85		944	79					11
12	78	72	77	78	70	76	75	74	73	79	84	92		928	77					12
13	83	85	94	83	90	94	91	94	90	84	88	96		1072	89					13
14	81	80	91	88	81	87	97	90	96	97	96	89		1073	89					14
15	88	85	95	86	94	84	82	87	84	87	91	83		1046	87					15
16	85	85	89	83	93	85	79	78	84	87	83	77		1008	84					16
17	93	84	88	86	81	77	80	84	91	100	86	89		1039	87					17
18	88	103	93	91	95	105	99	94	102	100	101	97		1168	97					18
19	97	103	98	102	104	104	103	114	120	118	114	107		1284	107					19
20	114	110	105	104	111	107	99	114	101	105	100	103		1273	106					20
21	100	100	99	97	102	100	95	92	97	100	98	96		1176	98					21
22	96	98	107	103	104									(508)	(102)	5				22
23																				23
24																				24
25																				25
26																				26
27																				27
28																				28
29																				29
30																				30
31																		DAYS		MEAN 31
*Sum	1626	1618	1625	1608	1622	1608	1600	1651	1633	1653	1649	1623		19516	1625•	COMPLETE		18	=	90.3
*Mean	90.3	89.9	90.3	89.3	90.1	89.3	88.9	91.7	90.7	91.8	91.6	90.2	→	1084.1	→	COMPLETE		18	=	90.3
															1932•	ALL		21	=	92.0

*FOR COMPLETE DAYS, B = 12; B = NO. OF BIHOURLY VALUES, 12 UNLESS INDICATED; • INDICATES COLUMN SUM

TABLE 189 COSMIC-RAY BIHOURLY MEAN VALUES OF DEPARTURES FROM BALANCE, IN UNITS OF 0.1% OF THE TOTAL IONIZATION + 100
CORRECTED FOR BURSTS AND TO BAROMETRIC PRESSURE 760 MM HG, VALUES CENTERED AT INDICATED GMT HOURS

Day	1h	3h	5h	7h	9h	11h	13h	15h	17h	19h	21h	23h		Sum	Mean	B				Day
1												95		(95)	(95)	1				1
2	85	89	92	87	87	84	93				95	95		(807)	(90)	9				2
3	103	85	86	90	84	93	87	95	88	88	86	80		1065	89					3
4	75	79	86	85	92	89	87	94	92	90	85	87		1041	87					4
5	96	84	85	88	94	91	105	106	97	99	98	107		1150	96					5
6	111	105	105	103	105	108	110	108	102	116	110	101		1284	107					6
7	99	111	100	109	96	103	97	100	109	95	92	93		1204	100					7
8	94	100	94	94	108	97	107	97	105	103	108	105		1212	101					8
9	105	100	96	97	105	95	97	99	93	102	103	99		1191	99					9
10	101	101	97	103	103			112	110	107	110	113		(1057)	(106)	10				10
11	106	109	110	101	105	102	106	106	105	99	108	98		1255	105					11
12	103	102	102	100	105	107	103	99	99	101	107	97		1225	102					12
13	99	97	100	100	100	109	100	101	101	108	104	100		1219	102					13
14	104	100	102	107	99	100	87	99	101	102	108	100		1209	101					14
15	94	104	101	113	111	106	103	105	107	105	101	101		1251	104					15
16	92	98	95	100	90	97	97	96	102	91	93	94		1145	95					16
17	98	92	91	98	96	100	92	100	88	100	95	88		1138	95					17
18	90	95	93	96	95	98	86	84	90	100	102	91		1120	93					18
19	90	102	100	100	100	94	99	109	93	97	95	93		1172	98					19
20	94	100	97	101	106	114	102	105	100	107	103			(1129)	(103)	11				20
21																				21
22											107	100		(207)	(104)	2				22
23	95	103	96	95	103	91	93	86	95	96	99	101		1153	96					23
24	92	98	86	91	93	97	90	93	94	93	98	93		1118	93					24
25	95	93	91	98	88	88	90	93	92	84	89	85		1086	90					25
26	91	84	84	92	86	80	87	87	91	81	83	82		1028	86					26
27	86	84			90	92	89	91	104	86	95	98		(915)	(92)	10				27
28	92	96	89	92	91	87	88	89	93	98	93	95		1103	92					28
29	87	81	86	90	92	88	94	85	91	80	93	89		1056	88					29
30	85	98	98	92	95	88	91	100	101	100	100	88		1136	95					30
31	103	95	98	103	104	101	108	95	100	95	89	90		1181	98			DAYS		MEAN 31
*Sum	2299	2311	2274	2334	2337	2309	2304	2326	2329	2323	2339	2257		27742	2312	COMPLETE		24	=	96.3
*Mean	95.8	96.3	94.8	97.2	97.4	96.2	96.0	96.9	97.0	96.8	97.5	94.0	→	1155.9	→	COMPLETE		24	=	96.3
															2902	ALL		30	=	96.7

*FOR COMPLETE DAYS, B = 12; B = NO. OF BIHOURLY VALUES, 12 UNLESS INDICATED; • INDICATES COLUMN SUM

FREDERICKSBURG MAGNETIC OBSERVATORY APRIL 1965

TABLE 190 COSMIC-RAY BIHOURLY MEAN VALUES OF DEPARTURES FROM BALANCE, IN UNITS OF 0.1% OF THE TOTAL IONIZATION + 100
CORRECTED FOR BURSTS AND TO BAROMETRIC PRESSURE 760 MM HG, VALUES CENTERED AT INDICATED GMT HOURS

Day	1h	3h	5h	7h	9h	11h	13h	15h	17h	19h	21h	23h	Sum	Mean	B				Day
1	92	102	105	104	92	91	88		95	91	96	97	(1053)	(96)	11				1
2	98	92	96	94	97	91	92	104	97	99	106	97	1163	97					2
3	104	101	99	104	101	96	102	105	97	98	94	103	1204	100					3
4	100	95	89	94	101	98	96	103	91	92	96	97	1152	96					4
5	92	87	93	89	97	93	91	93	96	87	91	84	1093	91					5
6	91	82	84	81	91	87	88	87	88	77	84	82	1022	85					6
7	90	88	88	83	93	88	95	91	88	94	93	87	1078	90					7
8	80	87	89	94	92	87	91	90	89	96	93	96	1084	90					8
9	94	87	83	99	98	100	101	92	91	96	93	90	1124	94					9
10	94	95	82	96	94	91	97	92	87	92	89	104	1113	93					10
11	92	93	91	87	95	96	88	81	86	84	88	84	1065	89					11
12	89	87	89	78	73	83	78	91	96	87	82	94	1027	86					12
13	93	92	95	92	87	91	93	103	99	99	96	92	1132	94					13
14	95	102	92	99	108	102	87	94				94	(873)	(97)	9				14
15	84	93	84	95	89	97	95	93	87	78	85	89	1069	89					15
16	89	97	90	92	93	90	93	96	97	98	95	95	1125	94					16
17	99	97	98	97	87	95	97	96	95	91	101	83	1136	95					17
18	87	88	89	89	88	90	90	86	92	89	91	89	1068	89					18
19	78	91	84	85	85	83	90	85	91	90	83	89	1034	86					19
20	93	87	89	95	94	89	88	87	85	89	86	81	1063	89					20
21	88	81	83	84	80	90	86	83	84	95	85	85	1024	85					21
22	81	77	79	89	87	81	85	76	82	86	82	87	992	83					22
23	83	86	94	80	78	80	85	85	79	80	84	87	1001	83					23
24	81	76	86	84	96	94	85	93	86	96	90	95	1062	88					24
25	82	87	83	88	84	87	81	83	84	80	86	79	1004	84					25
26	87	84	83	86	91	81	81	91	70	84	86	81	1005	84					26
27	92	83	81	86	80	84	78	83	99	91	83	77	1017	85					27
28	83	80	93	88	89	91	88	86	91	89	88	99	1065	89					28
29	88	94	99	83	97	85					91	94	(731)	(91)	8				29
30	92		88	87	81	85	87	79	91	86	88	80	(944)	(86)	11				30
31																	DAYS		MEAN 31
*Sum	2324	2293	2284	2329	2340	2333	2334	2355	2327	2337	2330	2326	27922	2328	COMPLETE		26	=	89.5
*Mean	89.4	88.2	88.2	89.6	90.0	89.7	89.8	90.6	89.5	89.9	89.6	89.5	→ 1074.0	→	COMPLETE		26	=	89.5
	*FOR COMPLETE DAYS, B = 12; B = NO. OF BIHOURLY VALUES, 12 UNLESS INDICATED; ● INDICATES COLUMN SUM													2698●	ALL		30	=	89.9

FREDERICKSBURG MAGNETIC OBSERVATORY

MAY 1965

TABLE 191

COSMIC-RAY BIHOURLY MEAN VALUES OF DEPARTURES FROM BALANCE, IN UNITS OF 0.1% OF THE TOTAL IONIZATION + 100
CORRECTED FOR BURSTS AND TO BAROMETRIC PRESSURE 760 MM HG, VALUES CENTERED AT INDICATED GMT HOURS

Day	1h	3h	5h	7h	9h	11h	13h	15h	17h	19h	21h	23h		Sum	Mean	B					Day
1	80	83	83	82	84	91	85	84	87	77	91	94		1021	85						1
2	91	84	80	84	78	81	88	81	90	81	92	88		1018	85						2
3	77	90	80	90	80	81	79	83	77	89	81	73		980	82						3
4	80	84	78	84	79	75	90	80	92	91	76	85		994	83						4
5	87	83	86	86	92	85	81	77	80	87	82	85		1011	84						5
6	79	83	84	86	84	80	76	83	84	78	81	75		973	81						6
7	85	73	83	78	87	84	84	79	83	79	79	76		970	81						7
8			90	77	77	74	80	82	73	73	78	85		(789)	(79)	10					8
9	87	75	79	74	78	77	80	77	79	73	72	76		927	77						9
10	66	68	71	83	79	74	71	80	73	70	79	78		892	74						10
11	82	75	76	71	76	82	76	87	88	90	84	76		963	80						11
12	78	91	86	83	89	88	84	83	83	93	85	88		1031	86						12
13	91	99	95	94	91	87	79	93	87	87	92	88		1083	90						13
14	90	90	87	86	88	87	83	90	78	91	87	86		1043	87						14
15	75	78	80	83	76	88	78	75	75	77	75	69		929	77						15
16	77	76	75	76	70	79	75	85	81	82	79	75		930	78						16
17	80	80	80	71	78	77	78	79	72	85	69	85		934	78						17
18	90	84	83	76	79	74	77	76	79	84	79	82		963	80						18
19	75	80	71	85	73	80	67	75	73	75	75	75		904	75						19
20	80	82	81	79	77	79	83	89	88	80	85	78		981	82						20
21	81	74	85	73	73	85	81	85	81	86	79	79		962	80						21
22	84	76	79	82	85	73	77	71	75	80	76	78		936	78						22
23	71	72	76	86	79	83	72	74	70	63	80	71		897	75						23
24	81	76	74	82	78	76	81	84	76	79	75	81		943	79						24
25	76	83	84	77	86	77	71	69	69	72	73	76		913	76						25
26	63	71	80	84	77	70	72	82	72	80	78	72		901	75						26
27	66	74	70	72	74	72	65	71	74	80	81	79		878	73						27
28	72	82	77	68	80	78	76	77	77	82	79	78		926	77						28
29	73	74	85	79	79	85	82	83	85	76	80	80		961	80						29
30	78	75	85	79	89	76	91	81	79	86	75	77		971	81						30
31	78	80	79	77	89	74	77	80	78	86	75	76		949	79			DAYS		MEAN	31
Sum*	2373	2395	2412	2410	2427	2398	2359	2413	2385	2439	2394	2379		28784	2398•	COMPLETE		30	=	79.9	
Mean*	79.1	79.8	80.4	80.3	80.9	79.9	78.6	80.4	79.5	81.3	79.8	79.3	→	959.3	→	COMPLETE		30	=	79.9	
	*FOR COMPLETE DAYS, B = 12; B = NO. OF BIHOURLY VALUES, 12 UNLESS INDICATED; • INDICATES COLUMN SUM														2479•	ALL		31	=	79.9	

FREDERICKSBURG MAGNETIC OBSERVATORY JUNE 1965

TABLE 192 COSMIC-RAY BIHOURLY MEAN VALUES OF DEPARTURES FROM BALANCE, IN UNITS OF 0.1% OF THE TOTAL IONIZATION + 100
CORRECTED FOR BURSTS AND TO BAROMETRIC PRESSURE 760 MM HG, VALUES CENTERED AT INDICATED GMT HOURS

Day	1h	3h	5h	7h	9h	11h	13h	15h	17h	19h	21h	23h	Sum	Mean	B				Day
1	84	72	72	73	76	74	74	65	70	76	68	67	871	73					1
2	69	79	64	77	68	71	67	69	74	78	74	71	861	72					2
3				73	62			82	79	75	69	69	(509)	(73)	7				3
4	73	76	65	72	71	71	74	74	79	70	70		(795)	(72)	11				4
5	68	72	78	78	69	74	68	72	63	76	66	63	847	71					5
6	75	67	73	64	74	56	72	74	72	68	62	59	816	68					6
7	72	69	77	67	67	63	77	63	73	71	72	62	833	69					7
8	68	78	66	69	70	75	63	65	63	68	76	71	832	69					8
9	67	69	65	71	64	63	68	61	79	75	71	71	824	69					9
10	70	69	76	70	64	72	71	66	68	60	77	72	835	70					10
11	63	63	66	70	60	76	74	61	64	66	69	72	804	67					11
12	68	73	69	73	72	68	69	68	71	73	69	70	843	70					12
13	74	66	73	73	70	72	68	77	75	75	79	71	873	73					13
14	67	77	74	76	70	69	68	73	65	68	79	77	863	72					14
15	69	63	73	75	70	75	76	69	80	75	74	70	869	72					15
16	72	63	58	66	68	68	55	61	67	67	61	64	770	64					16
17	58	55	57	53	60	66	61	63	62	46	76	58	715	60					17
18	58	65	64	71	74	72	64	64	74	66	71	74	817	68					18
19	68	76	82	74	76	79	66	68	65	72	63	68	857	71					19
20	64	68	67	66	75	82	68	58	68	64		63	(743)	(68)	11				20
21	64	68	68	73	65	67	72	61			60	70	(668)	(67)	10				21
22	62	72	69	79	79	70	66				74	70	(641)	(71)	9				22
23			58	59	57	64	71	65			76		(450)	(64)	7				23
24	56	64	69	58	71	72	67	70	76	74	67	69	813	68					24
25	72	71	74	83	75	74	79	70	77	74	78	67	894	74					25
26	82	65	68	65	67				72	62	64	68	(613)	(68)	9				26
27	63	63	63	57	75	57	61	67	69	69	66	71	781	65					27
28	58	66	69	69	60	64	67	62	69	71	72	67	794	66					28
29	65	60	61	69	58	63	66	69	69	79	75	71	805	67					29
30	66	75	72	70	67	66	57	68	67		84	77	(769)	(70)	11				30
31																	DAYS		MEAN 31
Sum*	1484	1500	1523	1536	1511	1523	1501	1477	1545	1547	1565	1505	18217	1518	COMPLETE		22	=	69.0
Mean*	67.5	68.2	69.2	69.8	68.7	69.2	68.2	67.1	70.2	70.3	71.1	68.4	→ 827.9	→	COMPLETE		22	=	69.0
	*FOR COMPLETE DAYS, B = 12; B = NO. OF BIHOURLY VALUES, 12 UNLESS INDICATED; • INDICATES COLUMN SUM													207•	ALL		30	=	69.0

FREDERICKSBURG MAGNETIC OBSERVATORY JULY 1965

TABLE 193 COSMIC-RAY BIHOURLY MEAN VALUES OF DEPARTURES FROM BALANCE, IN UNITS OF 0.1% OF THE TOTAL IONIZATION + 100
CORRECTED FOR BURSTS AND TO BAROMETRIC PRESSURE 760 MM HG, VALUES CENTERED AT INDICATED GMT HOURS

Day	1h	3h	5h	7h	9h	11h	13h	15h	17h	19h	21h	23h	Sum	Mean	B				Day
1	71	69	69	73	76	66	75	72	79	76	74	77	877	73					1
2	71										69	66	(206)	(69)	3				2
3	61	64	56	68	72	69	67	64	68	67	68	59	783	65					3
4	76	58	71	74	61	64	68	65	71	66	79	75	828	69					4
5	73	64	66	68	69	68	70	61	76	61	69	65	810	68					5
6	63	74	64	69	68	57	70	68	68	74	77	71	823	69					6
7	59	55	63	64	70	61	71	74	79	79	74		(749)	(68)	11				7
8	71	63	68	77	68	74				74	70	81	(646)	(72)	9				8
9	70	79	70	84	70	74	77	82	85	77	78	73	919	77					9
10	75	76	73	85	78	78	72	68	77	74	79	78	913	76					10
11	80	85	78	70	76	85	75	82	73	79	73	78	934	78					11
12	75	90	81	85	78	78	79	79	81	77	84	84	971	81					12
13	76	77	75	76	73	79	74	78	77	72	69	79	905	75					13
14	65	75	77	77	75	82	77	81	83	88	88	87	955	80					14
15	79	74	85	86	74	82	93						(573)	(82)	7				15
16																			16
17																			17
18																			18
19																			19
20																			20
21																			21
22																			22
23																			23
24																			24
25																			25
26																			26
27																			27
28																			28
29																			29
30																			30
31																DAYS		MEAN	31
Sum*	785	811	780	829	796	800	804	800	838	811	838	826	9718	811•	COMPLETE	11	=	73.7	
Mean*	71.4	73.7	70.9	75.4	72.4	72.7	73.1	72.7	76.2	73.7	76.2	75.1	→ 883.5	→	COMPLETE	11	=	73.6	
	*FOR COMPLETE DAYS, B = 12; B = NO. OF BIHOURLY VALUES, 12 UNLESS INDICATED; • INDICATES COLUMN SUM													1102•	ALL	15	=	73.5	

FREDERICKSBURG MAGNETIC OBSERVATORY AUGUST 1965

TABLE 194 COSMIC-RAY BIHOURLY MEAN VALUES OF DEPARTURES FROM BALANCE, IN UNITS OF 0.1% OF THE TOTAL IONIZATION + 100
CORRECTED FOR BURSTS AND TO BAROMETRIC PRESSURE 760 MM HG, VALUES CENTERED AT INDICATED GMT HOURS

Day	1h	3h	5h	7h	9h	11h	13h	15h	17h	19h	21h	23h		Sum	Mean	B				Day
1																				1
2																				2
3										77	77	69		(223)	(74)	3				3
4	65	75	73	78	79	73	63	77	69	79	72	73		876	73					4
5	64	73	72	71	62	68	78	66	79	63	68	62		826	69					5
6	61	63	65	65	65	74	61	66	70	69	81	67		807	67					6
7	76	74	78	66	66	68	69	71	71	70	73	61		843	70					7
8	75	67	63	63	72	67	62	76	67	66	66	70		814	68					8
9	60	66	66	66	72	72	75	66	73	65	73	62		816	68					9
10	75	73	72	66	63	67	67	70	67	71	75	73		839	70					10
11	69	71	73	66				69	75	70	67	72		(632)	(70)	9				11
12	67	71	73	72	70	72	72	70	68	70	71	70		846	70					12
13	65	76	80	76	77	65	74	64	70	73	69	72		861	72					13
14	76	69	68	67	70	67	69	66	76	65	78	71		842	70					14
15	64	63	76	68	69	62	70	64	69	68	68	72		813	68					15
16	61	74	64	69	69	66	76	76	78	76	76	83		868	72					16
17	71	82	79	86	84	79	82					73		(636)	(80)	8				17
18	81	73	86	77	78	81	76	69	74	73	76	74		918	76					18
19	61	67	78	75	81	76	75	78	74	83	69	77		894	74					19
20	79	81	82	77	82	78	80	79	81	73	89	80		961	80					20
21	81	78	74	76	76	73	75	81	81	85	71	81		932	78					21
22	70	70	71	76	70	74	79	79	74	74	70	75		882	74					22
23	70	76	76	80	73	88	75	82	87	78	79	74		938	78					23
24	76	71	81	76	77	81	73	72	77	80	76	81		921	77					24
25	86	78	77	84	75	63	75	75	78	79	84	75		929	77					25
26	78	78	72	74	82	77	74	72	76	86	83	81		933	78					26
27	80	87	78	73	72	77	76	83	84	75	84	86		955	80					27
28	75	83	73	75	77	82	87	90	79	79	71	83		954	80					28
29	80	85	87	85	85	84	87	89	80	85	90	81		1018	85					29
30	80	81	81	80	86	72	76	79	80	87	70	82		954	80					30
31	77	85	83	72	76	73	75	73	69	81	72	81		917	76		DAYS		MEAN	31
Sum*	1883	1937	1949	1907	1924	1900	1919	1933	1951	1953	1954	1947		23157	1938•	COMPLETE	26	=	74.2	
Mean*	72.4	74.5	75.0	73.3	74.0	73.1	73.8	74.3	75.0	75.1	75.2	74.9	→	890.6	→	COMPLETE	26	=	74.2	
	*FOR COMPLETE DAYS, B = 12; B = NO. OF BIHOURLY VALUES, 12 UNLESS INDICATED; • INDICATES COLUMN SUM														2154•	ALL	29	=	74.3	

FREDERICKSBURG MAGNETIC OBSERVATORY SEPTEMBER 1965

TABLE 195 COSMIC-RAY BIHOURLY MEAN VALUES OF DEPARTURES FROM BALANCE, IN UNITS OF 0.1% OF THE TOTAL IONIZATION + 100
CORRECTED FOR BURSTS AND TO BAROMETRIC PRESSURE 760 MM HG, VALUES CENTERED AT INDICATED GMT HOURS

Day	1h	3h	5h	7h	9h	11h	13h	15h	17h	19h	21h	23h		Sum	Mean	B				Day
1	77	82	75	77	79	73	71	82	75	78	83	76		928	77					1
2	85	75	82	85	83	72	73	82	76	72	81	72		938	78					2
3	83	80	78	80	77	86	79	77	81	82	76	85		964	80					3
4	83	84	90	81	73	86	81	85	79	84	79	74		979	82					4
5	85	70	81	82	73	79	72	81	80	75	81	80		939	78					5
6	83	77	77	81	74	82	75	84	79	74	80	75		941	78					6
7	80	73	75	82	78	81	85	77	74	75	85	85		950	79					7
8	83	89	82	83	74	81	83	83	72	81	70	74		955	80					8
9	78	88	82	82	74	75	81	77	79	85	86	84		971	81					9
10	79	79	75	76	73	75	77	79	75	75	75	76		914	76					10
11	80	80	72	88	85	76	86	79	80	79	73	84		962	80					11
12	89	80	73	79	81	73	83	68	76	82	81	69		934	78					12
13	79	77	68	79	75	74	64	70	76	70	67	73		872	73					13
14	78	75	79	76	72	88	75	83	75	77	77	77		932	78					14
15	76	73	78	87	77	84	79	78	74	78	84	73		941	78					15
16	79	77	77	72	78	78	80	75	83	81	78	89		947	79					16
17	75	74	73	78	69	78	78	73	74	67	74	64		877	73					17
18	70	74	77	77	73	71	73	75	78	76	68	78		890	74					18
19	76	70	78	74	78	69	71	78	75	79	70	87		905	75					19
20	79	72	83	78	69	78	76	76	83	76	80	81		931	78					20
21	79	81	75	74	83	75	73	79	82	82	80	70		933	78					21
22	77	70	78	81	75	69	81			74	72	74		(751)	(75)	10				22
23	81	73	75	72	74	66	76	75	79	78	79	79		907	76					23
24	81	76	86	74	79	82	82	83	79	83	82	87		974	81					24
25	83	86	92	85	85	91	83	84	90	82	85	81		1027	86					25
26	74	82	79	79	79	74	78	75	84	84	82	76		946	79					26
27	86	85	83	78	77	85	77	83	91	85	82	80		992	83					27
28	83	85	73	74	77	73	86	79	78	82	83	88		961	80					28
29	82	80	73	78	82	78	74	78	82	88	83	84		962	80					29
30	75	86	84	82	79	77	73	83	70	75	80	78		942	78					30
31																		DAYS		MEAN	31
*Sum	2321	2283	2275	2293	2230	2260	2244	2281	2279	2285	2284	2279		27314	2276	COMPLETE		29	=	78.5	
*Mean	80.0	78.7	78.4	79.1	76.9	77.9	77.4	78.7	78.6	78.8	78.8	78.6	→	941.9	→	COMPLETE		29	=	78.5	
															2357•	ALL		30	=	78.4	

*FOR COMPLETE DAYS, B = 12; B = NO. OF BIHOURLY VALUES, 12 UNLESS INDICATED; • INDICATES COLUMN SUM

FREDERICKSBURG MAGNETIC OBSERVATORY OCTOBER 1965

TABLE 196 COSMIC-RAY BIHOURLY MEAN VALUES OF DEPARTURES FROM BALANCE, IN UNITS OF 0.1% OF THE TOTAL IONIZATION + 100
CORRECTED FOR BURSTS AND TO BAROMETRIC PRESSURE 760 MM HG, VALUES CENTERED AT INDICATED GMT HOURS

Day	1h	3h	5h	7h	9h	11h	13h	15h	17h	19h	21h	23h		Sum	Mean	B					Day
1	84	77	74	79	71	83	80	89	76	81	76	77		947	79						1
2	79	77	90	80	89	80	84	81	83	87	78	88		996	83						2
3	88	84	90	81	90	81	86	82	98	98	88	91		1057	88						3
4	92	91	90	87	98	88	92	87						(725)	(91)	8					4
5	99	91	87	85	88	93	83	92	89	92	91	80		1070	89						5
6	81	88	88	94	87	85	82	85	81	93	88	84		1036	86						6
7	78	85	81	79	84	71	84	90	88	82	85	85		992	83						7
8	80	81	83	84	82	86	92	88	91	86	88	96		1037	86						8
9	88	90	87	97	97	96	92	85	96	104	97	102		1131	94						9
10	95	90	95	97	91	95	94	96	89	97	92	86		1117	93						10
11	82	81	86	92	86	86	87	77	84	90	93	87		1031	86						11
12	95	78	89	95	89	92	88	89	89	92	95	89		1080	90						12
13	90	85	95	92	92	93	93	91	90	95	92	88		1096	91						13
14	89	92	84	87	88	91	89	79	89	88	90	85		1051	88						14
15	88	84	96	93	88	86	94	99	84	89	87	88		1076	90						15
16	85	88	81	93	89	80	86	89	86	88	88	84		1037	86						16
17	90	86	85	90	89	87	88	94	87	87	87	85		1055	88						17
18	82	81	87	87	83	84	80	80	77	90	79	72		982	82						18
19	80	85	85	89	80	76	83	82	79	80	91	75		985	82						19
20	81	83	83	77	85	89	85	95	86	85	84	81		1014	84						20
21	83	82	82	88	88	82	90	85	91	97	93	87		1048	87						21
22	94	92	84	95	86	79	93	88	97	94	92	87		1081	90						22
23	84	89	95	95	94	89	96	96	93	91	92	94		1108	92						23
24	101	101	98	95										(395)	(99)	4					24
25								84	95	93	87	87		(446)	(89)	5					25
26	90	88	88	89	92	93	91	92	88	94	92	91		1088	91						26
27	96	90	95	94	93	88	90	103	93	99	87	94		1122	94						27
28	97	93	100	91	93	89	92	102	96	103	103	103		1162	97						28
29	101	94	93	97	103	96	109	103	93	98	93	84		1164	97						29
30	91	100	89	91	84	82	88	84	86	85	91	89		1060	88						30
31	87	86	93	95	87	91	91	102	89	92	89	88		1090	91			DAYS		MEAN	31
Sum*	2457	2420	2465	2506	2468	2423	2490	2518	2468	2557	2501	2440		29713	2475•	COMPLETE		28	=	88.4	
Mean*	87.8	86.4	88.0	89.5	88.1	86.5	88.9	89.9	88.1	91.3	89.3	87.1	→	1060.9	→	COMPLETE		28	=	88.4	
	*FOR COMPLETE DAYS, B = 12; B = NO. OF BIHOURLY VALUES, 12 UNLESS INDICATED; • INDICATES COLUMN SUM														2754•	ALL		31	=	88.8	

TABLE 197 COSMIC-RAY BIHOURLY MEAN VALUES OF DEPARTURES FROM BALANCE, IN UNITS OF 0.1% OF THE TOTAL IONIZATION + 100
CORRECTED FOR BURSTS AND TO BAROMETRIC PRESSURE 760 MM HG, VALUES CENTERED AT INDICATED GMT HOURS

Day	1h	3h	5h	7h	9h	11h	13h	15h	17h	19h	21h	23h			Sum	Mean	B					Day
1	91	91	91	95	100	99	103	97	98	107	103	100			1175	98						1
2	101	107	89	90	93	105	95	99	96	94	100	84			1153	96						2
3	95	92	89	94	93	92	86	89	93	93	91	96			1103	92						3
4	99	91	92	93	100	92	85	97	85	92	99	82			1107	92						4
5	87	99	98	94	100	98	93	91	94	94	95	93			1136	95						5
6	98	94	99	94	96	95	89	108	90	97	90	94			1144	95						6
7	92	89	92	94	95	95	94	90	91	100	99	85			1116	93						7
8	91	89	105	93	96	100	96	99	97	99	101	95			1161	97						8
9	103	102	96	94	102	90	106	95	99	100	106	101			1194	100						9
10	101	93	100	103	95	103	97	99	91	91	100	90			1163	97						10
11	86	97	93	97	95	94	91	101	97	103	91	93			1138	95						11
12	94	96	99	98	85	85	93	91	100	89	94	91			1115	93						12
13	95	86	93	91	98	95	83	91	94	100	92	92			1110	92						13
14	99	95	95	97	94	98	93	99	99	95	93	94			1151	96						14
15	99	89	95	95	97	99	94	94	91	91	86	89			1119	93						15
16	87	87	85	91	93	97	90	95	96	90	98	100			1109	92						16
17	105	102	100	94	100	104	111	110	114	104	111	107			1262	105						17
18	111	109	105	105	108	105	102	98	102	105	93	91			1234	103						18
19	105	118	101	101	102	104	103	105	98	109	101	102			1249	104						19
20	93	103	96	109	97	96	101	100	97	102	98	97			1189	99						20
21	101	98	95	102	94	108	83	98	98	100	98	100			1175	98						21
22	102	100	99	98	95	98	95	102	106	108	101	108			1212	101						22
23	107	96	101	105	100	99	103	107	110	109	99	110			1246	104						23
24	108	111	102	99	92	99	109	93	113	105	111	99			1231	103						24
25	106	102	104	96	96	95	100	100	104	101	97	94			1195	100						25
26	94	96	98	95	95	96	92	95	90	94	98	92			1135	95						26
27	87	97	84	97	89	87	91	95	99	94	97	101			1118	93						27
28	96	101	102	109	99	101	101	107	99	108	111	106			1240	103						28
29	103	109	98	109	106	109	102	107	103	102	114	116			1278	106						29
30	109	110	110	110	113	107	113	107	107	114	109	112			1321	110						30
31																		DAYS		MEAN		31
Sum*	2945	2949	2906	2942	2918	2945	2894	2959	2941	2990	2976	2914			35279	2940•	COMPLETE	30	=	98.0		
Mean*	98.2	98.3	96.9	98.1	97.3	98.2	96.5	98.6	98.0	99.7	99.2	97.1		→	11761	→	COMPLETE	30	=	98.0		
	*FOR COMPLETE DAYS, B = 12; B = NO. OF BIHOURLY VALUES, 12 UNLESS INDICATED; • INDICATES COLUMN SUM															•	ALL		=			

TABLE 198 COSMIC-RAY BIHOURLY MEAN VALUES OF DEPARTURES FROM BALANCE, IN UNITS OF 0.1% OF THE TOTAL IONIZATION + 100
CORRECTED FOR BURSTS AND TO BAROMETRIC PRESSURE 760 MM HG, VALUES CENTERED AT INDICATED GMT HOURS

Day	1h	3h	5h	7h	9h	11h	13h	15h	17h	19h	21h	23h	Sum	Mean	B				Day
1	108	105	102	105	102	111	107	98	101	98	107	104	1248	104					1
2	100	92	97	100	89	94	92	92	93	100	93	97	1139	95					2
3	93	99	104	103	101	95	89	98	91	98	98	97	1166	97					3
4	91	98											(189)	(94)	2				4
5																			5
6									106	103	119	110	(438)	(110)	4				6
7	117	106	116	110	112	113	110	104	99	99	114	104	1304	109					7
8	103	103	106	105	105	93	109	113	103	104			(1044)	(104)	10				8
9	94	99	103	105	104	93	100	96	100	100	100	101	1195	100					9
10	100	92	99	106	99	107	96	98	98	106	98	101	1200	100					10
11	104	91	98	102	107	103	102	98	100	96	106	82	1189	99					11
12	90	97	95	97	103	88	96	102	95	103	103	107	1176	98					12
13	101	93	109	96	102	101			108	119	111	103	(1043)	(104)	10				13
14	102	105	101	106	99	106	99	98	102	105	95	97	1215	101					14
15	102	105	100	104	99	106	101	103	99	114	110	102	1245	104					15
16	100	98	100	100	104	99	98	106	101	105	99	104	1214	101					16
17	100	104	118	105	104	99	112	111	109	106	104	120	1292	108					17
18	105	110	108	114	112	116	115	122	108	114	114	111	1349	112					18
19	113	109	107	112	112	112	104	110	110	117	114	108	1328	111					19
20	119	108	120	112	113	112	110	115	119	119	122	114	1383	115					20
21	125	121	121	116	125	122	119	121	125	118	116	114	1443	120					21
22	113	105	104	108	100	107	100	109	112	107	114	102	1281	107					22
23	101	103	96	107	96	99	98	96	100	103	103	91	1193	99					23
24	97	99	92	102	93	98	98	93	99	92	96	90	1149	96					24
25	92	91	100	96	96	98	98	93	99	107	106	111	1187	99					25
26	100	113	109	105	99	104	105	107	112	105	111	108	1278	106					26
27	107	108	114	105	103	112	110	104	104	101	108	115	1291	108					27
28	108	107	105	110	102	104	109	104	107	104	103	108	1271	106					28
29	94	107	101	101	102	98	101	103	111	104	106	89	1217	101					29
30	99	99	91	104	93	90	91	96	94	95	95	97	1144	95					30
31	90	95	95	91	83	89	95	89	98	88	97	91	1101	92		DAYS		MEAN	31
Sum*	2673	2668	2696	2726	2652	2675	2655	2666	2686	2704	2732	2665	32198	2683	COMPLETE	26	=	103.2	
Mean*	102.8	102.6	103.7	104.8	102.0	102.9	102.1	102.5	103.3	104.0	105.1	102.5	→ 12383	→	COMPLETE	26	=	103.2	
														3095	ALL	30	=	103.2	

*FOR COMPLETE DAYS, B = 12; B = NO. OF BIHOURLY VALUES, 12 UNLESS INDICATED; • INDICATES COLUMN SUM

FREDERICKSBURG MAGNETIC OBSERVATORY

TABLE 199 COSMIC-RAY BIHOURLY MEAN VALUES OF DEPARTURES FROM BALANCE, IN UNITS OF 0.1% OF THE TOTAL IONIZATION + 100
CORRECTED FOR BURSTS AND TO BAROMETRIC PRESSURE 760 MM HG, VALUES CENTERED AT INDICATED GMT HOURS

Day	1h	3h	5h	7h	9h	11h	13h	15h	17h	19h	21h	23h		Sum	Mean	B					Day
1	92	92	93	98	89	86	90	87	96	99	104	90		1116	93						1
2	89	94	91	89	92	85	90	81	95	97	96	90		1089	91						2
3	92	91	86	83	87	88	86	88	97	96	97	95		1086	90						3
4	105	105	102	97	94	93	97	98	100	93	99	95		1178	98						4
5	92	99	100	87	88	92	95	90	98	99	98	102		1140	95						5
6	97	97	96	105	99	95	97	97	99	105	103	97		1187	99						6
7	105	103	111	92	106	100	95	109	101	111	105	108		1246	104						7
8	109	104	111	109	108	115	103	116	120	118	121	117		1351	113						8
9	118	108	113	106	98	105	95	96	97	104	103	102		1245	104						9
10	100	104	99	97	99	108	95	103	101	111	104	104		1225	102						10
11	100	110	111	113	100	108	108	106	111	108	117	109		1301	108						11
12	113	111	114	110	108	109	100	109	108	104	115	110		1311	109						12
13	106	102	108	103	102	100	99	106	101	98	101	115		1241	103						13
14	104	106	111	110	105	110	100	98	116	113	107	108		1288	107						14
15	106	96	103	102	108	103	98	97	103	105	103	106		1230	102						15
16	108	112	106	112	101	109	101	104	115	101	113	120		1302	108						16
17	116	113	115	103	99	114	115	109	110	111	111	114		1330	111						17
18	120	111	111	113	122	120	113	112	109	114	117	115		1377	115						18
19	124	121	108	129	121	123	106	119	119	113	115	110		1408	117						19
20	109	116	120	110	116	109	109	117	102	101	109	107		1325	110						20
21	99	104	110	111	115	106	106	106	104	107	90	100		1258	105						21
22	100	97	101	103	110	103	93	101	102	100	97	95		1202	100						22
23	98	96	103	94	97	104	104	104	117	116	105	116		1254	104						23
24	114	108	109	101	111	105	96	90	111	109	99	110		1263	105						24
25	91	101	97	96	101	100	109	96	109	104	100	101		1205	100						25
26	101	98	96	100	96	97	94	95	104	99	114	104		1198	100						26
27	100	103	104	109	101	105	107	103	107	108	109	113		1269	106						27
28	105	110	104	101	106	103	113	113	117	113	112	104		1301	108						28
29	109	103	104	109	104	102	98	103	117	117	111	110		1287	107						29
30	111	95	108	113	120	121	125	115	115	115	118	118		1374	114						30
31	107	111	108	113	116	117	102	111	116	103	109	106		1319	110		DAYS		MEAN		31
Sum*	3240	3221	3253	3218	3219	3235	3139	3179	3317	3272	3302	3291		38906	3238	COMPLETE	31	=	104.5		
Mean*	104.5	103.9	104.9	103.8	103.8	104.4	101.3	102.5	107.0	106.2	106.5	106.2	→	1255.0	→	COMPLETE	31	=	104.6		
	*FOR COMPLETE DAYS, B = 12; B = NO. OF BIHOURLY VALUES, 12 UNLESS INDICATED; • INDICATES COLUMN SUM														•	ALL		=			

FREDERICKSBURG MAGNETIC OBSERVATORY FEBRUARY 1966

TABLE 200 COSMIC-RAY BIHOURLY MEAN VALUES OF DEPARTURES FROM BALANCE, IN UNITS OF 0.1% OF THE TOTAL IONIZATION + 100
CORRECTED FOR BURSTS AND TO BAROMETRIC PRESSURE 760 MM HG, VALUES CENTERED AT INDICATED GMT HOURS

Day	1h	3h	5h	7h	9h	11h	13h	15h	17h	19h	21h	23h	Sum	Mean	B				Day
1	108	98	105	105	101	108	112	104	110	101	104	119	1275	106					1
2	104	112	118	113	109	110	103	111	116	112	109	115	1332	111					2
3	109	108	112	111	110	109	115	111	119	114	104	105	1327	111					3
4	108	107	99	108	114	109	115	114	121	114	123	111	1343	112					4
5	115	112	120	118	109	121	107	115	103	112	105	110	1347	112					5
6	110	107	112	108	102	107	96	102	103	108	97	102	1254	104					6
7	100	105	101	99	97	95	97	88	97	107	96	101	1183	99					7
8	100	95	92	97	97	102	97	107	101	93	102	92	1175	98					8
9	106	98	102	97	95	91	98	103	90	85	92	83	1140	95					9
10	97	95	98	93	93	92	91	94	87	86	86	90	1102	92					10
11	84	88	98	90	101	88	100	96	99	103	94	100	1141	95					11
12	94	92	94	99	103	93	103	93	96	97	104	99	1167	97					12
13	102	98	94	89	101	86	89	93	102	101	95	99	1149	96					13
14	99	94	93	91	87	103	96	99	98	96	104	93	1153	96					14
15	96	90	96	92	92	88	100	102	84	94	87	95	1116	93					15
16	93	94	97	92	95	98	99	98	102	106	86	91	1151	96					16
17	94	98	98	99	92	101	106	112	116	113	109	109	1247	104					17
18	99	101	103	97	101	103	110	106	100	104	106	95	1225	102					18
19	97	100	109	105	106	108	105	104	107	108	107	103	1259	105					19
20	105	108	102	110	108	105	107	110	103	116	105	105	1284	107					20
21	114	95	103	106								112	(530)	(106)	5				21
22	114	103	99	104	114	106	108	106	104	107	118	110	1293	108					22
23	112	93	96	105	94	109	90	99	101	103	97	98	1197	100					23
24	104	98	99	94	110	101	110	101	103	101	100	104	1225	102					24
25	103	102	108	109	105	102	103	103	106	113	116	113	1283	107					25
26	109	105	118	118	112	110	109	114	110	106	112	110	1333	111					26
27	100	106	108	111	100	104	96	105	100	102	101	101	1234	103					27
28	102	96	96	102	111	102	94	92	94	102	90	98	1179	98					28
29																			29
30																			30
31																	DAYS	MEAN	31
Sum*	2764	2703	2767	2756	2759	2751	2756	2782	2772	2804	2749	2751	33114	2768	COMPLETE		27	= 1022	
Mean*	102.4	100.1	102.5	102.1	102.2	101.9	102.1	103.0	102.7	103.9	101.8	101.9	→ 1226.6	→	COMPLETE		27	= 1022	
														2868	ALL		28	= 1024	

*FOR COMPLETE DAYS, B = 12; B = NO. OF BIHOURLY VALUES, 12 UNLESS INDICATED; • INDICATES COLUMN SUM

FREDERICKSBURG MAGNETIC OBSERVATORY

MARCH 1966

TABLE 201 COSMIC-RAY BIHOURLY MEAN VALUES OF DEPARTURES FROM BALANCE, IN UNITS OF 0.1% OF THE TOTAL IONIZATION + 100
CORRECTED FOR BURSTS AND TO BAROMETRIC PRESSURE 760 MM HG, VALUES CENTERED AT INDICATED GMT HOURS

Day	1h	3h	5h	7h	9h	11h	13h	15h	17h	19h	21h	23h		Sum	Mean	B					Day
1	97	84	101	99	102	105	107	111	111	111	110	101		1239	103						1
2	102	96	97	104	99	103	99	112	112	92	99	98		1213	101						2
3	109	103	92	100	99	92	93	85	94	95	88	100		1150	96						3
4	99	96	88	101	89	88	89	96	104	94	95	94		1133	94						4
5	98	97	110	89	101	112	101	106	106	109	112	112		1253	104						5
6	115	114	117	108	105	119	117	117	116	117	110	116		1371	114						6
7	116	115	108	114	106	111	105	106	107	112	111	105		1316	110						7
8	108	106	112	112	102	111	113	116	103	108	107	109		1307	109						8
9	105	106	96	113	102	103	105	102	101	99	102	103		1237	103						9
10	98	100	100	103	101	101	97	92	102	96	100	100		1190	99						10
11	104	92	97	97	100	103		101	93	110	104			(1001)	(100)	10					11
12	103	102	104	104	106	105	104	99	102	105	98	101		1233	103						12
13	100	100	94	95	101	96	105	108	105	107	91	98		1200	100						13
14	93	97	95	92	98	99	103	97	100			103		(977)	(98)	10					14
15	98	97	91	93	96	98	96	97	91	89	97	97		1140	95						15
16	100	97	97	99	104	106	106				107	108		(924)	(103)	9					16
17	101	103	113	103	109	106	110	104	103	108	99	106		1265	105						17
18	98	104	95	107	100	98	99	106						(807)	(101)	8					18
19																					19
20																					20
21								101	96	93	90	93		(473)	(95)	5					21
22	90	90	91	102	87	93								(553)	(92)	6					22
23								93	81	81	86			(341)	(85)	4					23
24								82	91	93	94	96		(456)	(91)	5					24
25	83	97	96	96	94	101	97	97	87	85	91	82		1106	92						25
26	72	80	83											(235)	(78)	3					26
27																					27
28							91	88	84	97	95	95		(550)	(92)	6					28
29	92													(92)	(92)	1					29
30	91	85	75	89	79	81	93	90						(683)	(85)	8					30
31																		DAYS		MEAN	31
Sum*	1532	1516	1519	1534	1512	1551	1538	1548	1544	1527	1510	1522		18353	1528	COMPLETE		15	=	101.9	
Mean*	102.1	101.1	101.3	102.3	100.8	103.4	102.5	103.2	102.9	101.8	100.7	101.5	→	1223.6	→	COMPLETE		15	=	102.0	
	*FOR COMPLETE DAYS, B = 12; B = NO. OF BIHOURLY VALUES, 12 UNLESS INDICATED; • INDICATES COLUMN SUM														2648	ALL		27	=	97.8	

FREDERICKSBURG MAGNETIC OBSERVATORY

APRIL 1966

TABLE 202 COSMIC-RAY BIHOURLY MEAN VALUES OF DEPARTURES FROM BALANCE, IN UNITS OF 0.1% OF THE TOTAL IONIZATION + 100
CORRECTED FOR BURSTS AND TO BAROMETRIC PRESSURE 760 MM HG, VALUES CENTERED AT INDICATED GMT HOURS

Day	1h	3h	5h	7h	9h	11h	13h	15h	17h	19h	21h	23h		Sum	Mean	B			Day
1								87	91	89	95	91		(453)	(91)	5			1
2	97	90	91	93	98	85	87	96	99	92	93	106		1127	94				2
3	102	85	92	91	93	76	85	87	88	87	88	83		1057	88				3
4	78	88	89	71	79	77	85	82	88	93	89	91		1010	84				4
5	96	86	88	85	93	89	84	91	89	90	98	102		1091	91				5
6	91	95	92	90	98	93	96	91	91	95	96	93		1121	93				6
7	94	97	89	94	92	93	93	101	95	90	98	97		1133	94				7
8	99	98	95	95	102	96	98	102	93	96	97	96		1167	97				8
9	94	99	105	101	96	97	94	98	98	103	103	101		1189	99				9
10	98	99	104	107	98	103	96	102	98	111	105	102		1223	102				10
11	103	90	89	98	93	103	94	94	95	90	91	89		1129	94				11
12	84	90	92	82	86	82	85	76	85	94	91	88		1035	86				12
13	92	85	84	92	89	90	89	97	94	85	99	84		1080	90				13
14	90	98	93	96	96	107	98	94	97	98	79	90		1136	95				14
15	101	86	96	90	94	85	102	88	102	100	102	90		1136	95				15
16	105	100	102	94	100	91	95	102	95	97	108	96		1185	99				16
17	90	100	98	94	99	96	102	94	101	93	97	88		1152	96				17
18	103	100	93	93	86		93	80	80	90	79	88		(985)	(90)	11			18
19	87	81	86	88	83	80	84	84	81	84	94	81		1013	84				19
20	90	89	94	94	91	81	82	86	82	84	90	85		1048	87				20
21	81	76	87	93	82	82	84	89	86	86	84	90		1020	85				21
22	79	83	86	84	80	78	82	72	81	80	91	82		978	82				22
23	82	85	91	78	82	75	87	74	77	83	86	76		976	81				23
24	76	78	68	79	77	75	73	78	82	89	86	84		945	79				24
25	78	93	69	82	83	90	84	82	87	83	86	90		1007	84				25
26	79	84	78	92	82	86	88	86	88	84	83	86		1016	85				26
27	89	88	79	81	86	80	84	86	90	75	90	81		1009	84				27
28	84	85	87	81	73	81	81	81	80	74	80	86		973	81				28
29	78	86	84	76	77	83	89	79	78	84	82	81		977	81				29
30	84	84	76	82	79	81	73	77	87	81	81	83		968	81				30
31																	DAYS	MEAN	31
Sum*	2501	2498	2484	2483	2481	2435	2474	2469	2507	2501	2567	2501		2990	2499	COMPLETE	28	= 89.0	
Mean*	89.3	89.2	88.7	88.7	88.6	87.0	88.4	88.2	89.5	89.3	91.7	89.3	→	1067.9	→	COMPLETE	28	= 89.0	
	*FOR COMPLETE DAYS, B = 12; B = NO. OF BIHOURLY VALUES, 12 UNLESS INDICATED; • INDICATES COLUMN SUM														2672	ALL	30	= 89.1	

FREDERICKSBURG MAGNETIC OBSERVATORY

MAY 1966

TABLE 203

COSMIC-RAY BIHOURLY MEAN VALUES OF DEPARTURES FROM BALANCE, IN UNITS OF 0.1% OF THE TOTAL IONIZATION + 100
CORRECTED FOR BURSTS AND TO BAROMETRIC PRESSURE 760 MM HG, VALUES CENTERED AT INDICATED GMT HOURS

Day	1h	3h	5h	7h	9h	11h	13h	15h	17h	19h	21h	23h		Sum	Mean	B					Day
1	85	82	85	77	70	74	76	82	76	85	88	87		967	81						1
2	89	86	73	81	74	76	81	77	81	88	85	85		976	81						2
3	78	77	79	76	79	80	75	71	95	84	85	84		963	80						3
4	77	95	86	85	91	82	87	79	88	87	87	91		1035	86						4
5	85	78	79	85	84	79	77	83	83	90	85	91		999	83						5
6	90	80	89	87	80	75	83	80	88	85	85	87		1009	84						6
7	88	91	89	86	82	90	90	88	91	89	94	89		1067	89						7
8	98	87	94	82	76	83	90	84	91	89	88	94		1056	88						8
9	88	88	85	87	87	74	84	92	89	96	91	90		1051	88						9
10	85	91	84	89	91	88	93	89	93	92	98	93		1086	90						10
11	90	82	88	88	81	76	73	80	88	89	75	83		993	83						11
12	76	82	75	77										(310)	(78)	4					12
13								79	93	81	80	83		(416)	(83)	5					13
14	78	89	83	84	83	80	89	89	93	80	92	85		1025	85						14
15	81	74	89	92	89	79	78	88	84	93	89	85		1021	85						15
16	89	86	90	88	77	80	81	87	89	84	85	84		1020	85						16
17	80	81	78	85	81	86	78	81	90	89	95	88		1012	84						17
18	80	81	85	79	87	85	87	92	98	89	83	84		1030	86						18
19	85	91	86	90	82	81	85	83	83	97	90	93		1046	87						19
20	91	87	78	87	79	84	84	81	86	96	95	94		1042	87						20
21	81	97	82	80	79	74	83	85	83	86	93	90		1013	84						21
22	87	78	82	75	86	78	80	84	94	91	93	85		1013	84						22
23	89	85	87	84	86	83	75	83	83	83	82	80		1000	83						23
24	75	84	81	80	84	83	79	78	78	82	87	87		978	82						24
25	84	81	87	86	90	79	80	95	88	86	93	80		1029	86						25
26	76	86	71	78	72	85	86	84	85	86	86	80		975	81						26
27	68	69	72	78	75	79	77	77	83	77	82	68		905	75						27
28	79	80	76	81	92	79	85	76	71	83	82	90		974	81						28
29	89	81	78	82	82	81	80	79	73	87	87	86		985	82						29
30	90	88	88	89	80	77	81	84	94	85	73	90		1019	85						30
31	93	81	91	83	83	81	91	95	92	87	82	86		1045	87			DAYS		MEAN	31
Sum*	2448	2436	2415	2424	2382	2331	2388	2426	2510	2535	2530	2509		29334	244.2•	COMPLETE		29	=	84.2	
Mean*	84.4	84.0	83.3	83.6	82.1	80.4	82.3	83.7	86.6	87.4	87.2	86.5	→	1011.5	→	COMPLETE		29	=	84.3	
	*FOR COMPLETE DAYS, B = 12; B = NO. OF BIHOURLY VALUES, 12 UNLESS INDICATED; • INDICATES COLUMN SUM														2603	ALL		31	=	84.0	

FREDERICKSBURG MAGNETIC OBSERVATORY JUNE 1966

TABLE 204 COSMIC-RAY BIHOURLY MEAN VALUES OF DEPARTURES FROM BALANCE, IN UNITS OF 0.1% OF THE TOTAL IONIZATION + 100
CORRECTED FOR BURSTS AND TO BAROMETRIC PRESSURE 760 MM HG, VALUES CENTERED AT INDICATED GMT HOURS

Day	1h	3h	5h	7h	9h	11h	13h	15h	17h	19h	21h	23h	Sum	Mean	B				Day
1	77	74	70	80	87	80	83	83	91	80	75	77	957	80					1
2	69	74	82	77	85	81	82	75	78	87	79	78	947	79					2
3	70	64	70	74	62	86	65	77	68	78	64	71	849	71					3
4	61	56	72	73	75	81	80	74	68	73	75	71	859	72					4
5	71	70	72	72	68	79	72	73	74	84	73	75	883	74					5
6	71	82	80	77	75	79	78	84	81	79	72	77	935	78					6
7	70	78	78	81	78	77	71	79	77	74	82	72	917	76					7
8	78	84	76	76	76	74	75	81	75	81	68	75	919	77					8
9	71	70	66	66	73	74	77	78	79	80	75	77	886	74					9
10	78	70	76	78	83	81	79	85	86	86	77	81	960	80					10
11	76	82	81	85	73	83	82	78	79	83	85	78	965	80					11
12	80	80	82	87	85	75	76	78	73	85	76	80	957	80					12
13	83	77	83	74	74	76	69	75	80	85	87	77	940	78					13
14	75	81	87	85	77	66	79	71	81	83	75	91	951	79					14
15	84	88	86	83	86	76	81	88	93	90	78	93	1026	86					15
16	92	82	87	90	86	89	72	87	89	83	88	89	1034	86					16
17	80	89	87	83	82	84			92	94	90	88	(869)	(87)	10				17
18	81	84	81	91	86	83	78	87	81	82	91	86	1011	84					18
19	84	87	83	87	79	77	94	82	92	90	92	88	1035	86					19
20	88	77	84	78	73	82	71	90	88	87	90	80	988	82					20
21	76	80	79	77	85	77	75	78	84	78	78	79	946	79					21
22	77	77	84	88	84	80	83	82	85	84	82	81	987	82					22
23	78	75	82	84	82	94	81	78	93	85	81	81	994	83					23
24	79	84	84	82	77	78	79	75	82	85	83	77	965	80					24
25	77	72	68	78	76	73	68	71	74	77	71	76	881	73					25
26	72	73	66	71	75	80	71	78	76	76	81	93	912	76					26
27	75	74	67	70	78	72	79	79	76	73	84	77	904	75					27
28	82	80	71	84	82	77	86	82	86	82	80	79	971	81					28
29	75	75	73	76	71	73	84	81	79	77	73	72	909	76					29
30	86	83	80	71	75	76	65	62	70	77	81	75	901	75					30
31																DAYS		MEAN	31
*Sum	2236	2233	2250	2295	2266	2279	2235	2291	2338	2364	2296	2306	27389	2282	COMPLETE	29	=	78.7	
*Mean	77.1	77.0	77.6	79.1	78.1	786	77.1	79.0	80.6	81.5	79.2	79.5	→ 944.4	→	COMPLETE	29	=	78.7	
	*FOR COMPLETE DAYS, B = 12; B = NO. OF BIHOURLY VALUES, 12 UNLESS INDICATED; • INDICATES COLUMN SUM													2369	ALL	30	=	79.0	

FREDERICKSBURG MAGNETIC OBSERVATORY

TABLE 205 COSMIC-RAY BIHOURLY MEAN VALUES OF DEPARTURES FROM BALANCE, IN UNITS OF 0.1% OF THE TOTAL IONIZATION + 100
CORRECTED FOR BURSTS AND TO BAROMETRIC PRESSURE 760 MM HG, VALUES CENTERED AT INDICATED GMT HOURS

Day	1h	3h	5h	7h	9h	11h	13h	15h	17h	19h	21h	23h	Sum	Mean	B				Day
1	78	70	74	76	72	71			75	77	77	87	(757)	(76)	10				1
2	78	78	69	77	67	75	70	71	78	84	77	80	904	75					2
3	80	81	75	73	64	79	71	73	80	78	74	80	908	76					3
4	78	81	78	77	70	77							(461)	(77)	6				4
5																			5
6									76	79	80	81	(316)	(79)	4				6
7	81	82	80	76	72	74	68	80	79	89	93	89	963	80					7
8	86	77	87	90	85	80	85	83	92	85	81	78	1009	84					8
9	74	80	77	69	65	76	72	71	57	73	70	74	858	72					9
10	78	72	67	65	58	60	60	65	71	75	83	79	833	69					10
11	76	70	83	70	74	72	71	76	82	78	78	79	909	76					11
12	76	78	75	69	74	71	65	71	72	66	80	78	875	73					12
13	71	69	69	59	75	59	68	65	78	70	74	80	837	70					13
14	72	72	74	58	76	70	69	78	73	72	77	74	865	72					14
15	69	80	71	72	68	76			81	85	88	80	(770)	(77)	10				15
16	81	74	73	71	71	71	68	70	76	78	77	81	891	74					16
17	77	67	67	77	77	79	73	77	79	84	78	77	912	76					17
18	75	74	70	73	82	76	65	73	69	66	72	71	866	72					18
19	63	68	71	74	67	76	65	72	73	74	78	76	857	71					19
20	73	74	77	70	70	76	71	73	68	89	79	84	904	75					20
21	68	74	83	76	78	74	82	77	73	80	79	73	917	76					21
22	79	71	81	76	77	70	81	66	75	76	75	79	906	76					22
23	74	78	70	67	65	70	74	76	80	72	78	67	871	73					23
24	70	76	72	66	76	71	72	69	71	70	71	79	863	72					24
25	73	73	75	72	79	75			68	74	70	75	(734)	(73)	10				25
26	79	70	75	72	80	69	71	77	68	70	70	78	879	73					26
27	68	68	64	66	73	69	66	69	70	71	75	62	821	68					27
28	64	66	70	73	68	68	64	64	73	69	74	66	819	68					28
29	70	76	69	70	65	75	74	78	69	71	68	70	855	71					29
30	72	66	68	74	75	76	79	82	80	82	73	69	896	75					30
31	70	69	79	73	70	71	66	71	71	68	71	77	856	71		DAYS		MEAN	31
Sum*	1855	1830	1845	1784	1804	1807	1770	1827	1857	1890	1905	1900	22074	1838	COMPLETE	25	=	73.5	
Mean*	74.2	73.2	73.8	71.4	72.2	72.3	70.8	73.1	74.3	75.6	76.2	76.0	→ 883.1	→	COMPLETE	25	=	73.6	
	*FOR COMPLETE DAYS, B = 12; B = NO. OF BIHOURLY VALUES, 12 UNLESS INDICATED; • INDICATES COLUMN SUM													2228	ALL	30	=	74.0	

FREDERICKSBURG MAGNETIC OBSERVATORY

AUGUST 1966

TABLE 206 COSMIC-RAY BIHOURLY MEAN VALUES OF DEPARTURES FROM BALANCE, IN UNITS OF 0.1% OF THE TOTAL IONIZATION + 100
CORRECTED FOR BURSTS AND TO BAROMETRIC PRESSURE 760 MM HG, VALUES CENTERED AT INDICATED GMT HOURS

Day	1h	3h	5h	7h	9h	11h	13h	15h	17h	19h	21h	23h		Sum	Mean	B					Day
1	72	69	70	67	78	68	63	65	63	66	67	62		810	68						1
2	69	76	68	74	78	78	69	79	75	70	66	75		877	73						2
3	77	74	73	78	78	74	75	71	74	72	80	79		905	75						3
4	74	72	71	77	77	77	70	78	71	75	72	79		893	74						4
5	71	76	76	71	76	70	73	83	81	80	67	77		901	75						5
6	73	66	78	72	74	74	74	75	68	78	75	84		891	74						6
7	84	83	75	76	70	68	81	76	79	74	72	75		913	76						7
8	71	71	76	73	78	76	71	67	77	75	74	85		894	74						8
9	73	73	74	71	71	70	72	70	82	82	77	76		891	74						9
10	75	82	79	72	74	69	73	70	81	82	74	80		911	76						10
11	72	78	68	75	70	70	68	72	74	78	70	72		867	72						11
12	75	75	73	69	74	72	75	76	81	77	76	75		898	75						12
13	69	75	73	66	72	82	73	64	76	72	80	67		869	72						13
14	69	69	70	76	75	73	71	75	69	69	71	67		854	71						14
15	60	64	71	66	69	73	72	67	72	66	67	73		820	68						15
16	65	73	71	71	68	71	71	74	71	73	72	69		849	71						16
17	71	75	80	67	74	71	75	70	75	76	76	72		882	74						17
18	72	73	80	74	69	64	61	77	70	74	78	79		871	73						18
19	68	66	80	76	70	68	69	69	78	76	71	76		867	72						19
20	70	62	67	71	72	75	75	70	74	72	75	78		861	72						20
21	83	83	77	72	76	70	67	74	66	86	72	73		899	75						21
22	73	67	74	70	71	79	67	77	65	73	70	68		854	71						22
23	71	63	61	68	64	71	66	65	72	64	72	68		805	67						23
24	71	63	65	75	72	67	65	67	76	77	69	72		839	70						24
25	70	71	69	68	71	66	67	77	76	72	76	77		860	72						25
26	69	73	71	75	78	77	77							(520)	(74)	7					26
27																					27
28																					28
29								76	77	77	74	72		(376)	(75)	5					29
30	78	76	72	69	76	74	77	72	66	64	72	62		858	72						30
31	59	54	51	59	62	64	54	68	51	64	63	47		686	57		DAYS			MEAN	31
Sum*	1935	1929	1942	1923	1959	1934	1894	1938	1963	1987	1954	1967		23325	1943	COMPLETE	27	=		72.0	
Mean*	71.7	71.4	71.9	71.2	72.6	71.6	70.1	71.8	72.7	73.6	72.4	72.9	→	863.9	→	COMPLETE	27	=		72.0	
	*FOR COMPLETE DAYS, B = 12; B = NO. OF BIHOURLY VALUES, 12 UNLESS INDICATED; • INDICATES COLUMN SUM														2092	ALL	29	=		72.1	

FREDERICKSBURG MAGNETIC OBSERVATORY

SEPTEMBER 1966

TABLE 207

COSMIC-RAY BIHOURLY MEAN VALUES OF DEPARTURES FROM BALANCE, IN UNITS OF 0.1% OF THE TOTAL IONIZATION + 100
CORRECTED FOR BURSTS AND TO BAROMETRIC PRESSURE 760 MM HG, VALUES CENTERED AT INDICATED GMT HOURS

Day	1h	3h	5h	7h	9h	11h	13h	15h	17h	19h	21h	23h	Sum	Mean	B	Day
1	54	57	52	68	58	61	66	58	63	61	63	64	725	60		1
2	58	64	64	59	62	52	56	67	64	70	62	58	736	61		2
3	56	49	51	58	54	54	69	63	63	62	49	50	678	56		3
4	49	48	41	48	53	56	63	53	56	56	48	55	626	52		4
5	55	54	60	58	65	55	59	58	74	73	66	61	738	62		5
6	59	54	68	63	64	68	73	69	60	68	60	59	765	64		6
7	65	64	67	60	72	64	68	62	60	69	70	71	792	66		7
8	64	68	71	65	64	61	67	76	72	77	74	79	838	70		8
9	68	76	71	72	71	64	65	68	79	71	75	81	861	72		9
10	76	74	72	68	73	66	76	74	66	67	78	72	862	72		10
11	83	75	81	74	70	71	75	77	64	73	76	73	892	74		11
12	73	60	71	70	72	60	68	75	80	84	75	79	867	72		12
13	79	79	77	67	64	68	76	72	75	74	80	80	891	74		13
14	66	66	77	73	63	70	73	76	68	79	74	69	854	71		14
15	78	71	71	71	73	65	72	68	67	67	68	74	845	70		15
16	69	71	75	66	69	72	66	66	77	73	60	68	832	69		16
17	72	70	60	64	63	56	62	67	62	62	67	74	779	65		17
18	61	66	62	66	68	73	60	66	60	68	71	66	787	66		18
19	62	67	61	64	62	58	60	66	69	64	65	63	761	63		19
20	63	63	70	64	66	64							(390)	(65)	6	20
21																21
22										54	54	67	(175)	(58)	3	22
23	57	53	69	61	57	62	63	70	74	75	71	64	776	65		23
24	56	47	46	51	48	43	43	49	59	51	49	48	590	49		24
25	51	49	46	46	50	52	45	59	50	56	54	56	614	51		25
26	57	51	53	48	54	56	54	53	59	56	48	48	637	53		26
27	46	50	56	57	55	59	65	63	56	57	50	54	668	56		27
28	48	45	65	48	43	53	58	56	51	57	57	69	650	54		28
29	46	48	57	63	57	56	60	63	60	59	52	60	681	57		29
30	55	62	53	60	60	60	50	61	57	51	67	58	694	58		30
31																31
Sum*	1663	1638	1697	1668	1664	1635	1712	1755	1745	1780	1729	1753	20439	1702		
Mean*	61.6	60.7	62.9	61.8	61.6	60.6	63.4	65.0	64.6	65.9	64.0	64.9	→ 757.0	→		

COMPLETE	DAYS	=	MEAN
COMPLETE	27	=	63.0
COMPLETE	27	=	63.1
ALL	29	=	62.9

1828

*FOR COMPLETE DAYS, B = 12; B = NO. OF BIHOURLY VALUES, 12 UNLESS INDICATED; • INDICATES COLUMN SUM

FREDERICKSBURG MAGNETIC OBSERVATORY — OCTOBER 1966

TABLE 208 — COSMIC-RAY BIHOURLY MEAN VALUES OF DEPARTURES FROM BALANCE, IN UNITS OF 0.1% OF THE TOTAL IONIZATION + 100
CORRECTED FOR BURSTS AND TO BAROMETRIC PRESSURE 760 MM HG, VALUES CENTERED AT INDICATED GMT HOURS

Day	1h	3h	5h	7h	9h	11h	13h	15h	17h	19h	21h	23h	Sum	Mean	B				Day
1	56	60	50	53	48	48	54	62	56	63	67	58	675	56					1
2	58	69	68	53	58	46	55	52	54	47	52	63	675	56					2
3	51	58	38	53	48	54	47	61	66	54	55	60	645	54					3
4	56	53	48	53	50	57	52	62	57	49	55	49	641	53					4
5	47	57	57	56	62	57	57	63	61	64	77	65	723	60					5
6	64	58	60	69	54	65	59	63	66	71	61	58	748	62					6
7	70	67	69	53	62	54	57	60	58	68	54	68	740	62					7
8	62	57	61	60	54	55	50	59	61	60	60	57	696	58					8
9	54	63	60	66	60	60	60	52	66	64	65	62	732	61					9
10	60	68	64	61	64	56	54	65	65	61	71	67	756	63					10
11	72	62	67	67	72	68	75	72	63	72	68	74	832	69					11
12	74	71	71	67	72	65			67	61	63	70	(681)	(68)	10				12
13	65	70	62	66	68	61	60	62	61	61	67	74	777	65					13
14	61	61	48	52	59	61	62	57	60	70	65	63	719	60					14
15	59	62	66	63	57	67	60	62	72	68	64	60	760	63					15
16	45	53	62	53	59	65	62	63	69	60	62	44	697	58					16
17	55	52	56	64	59	69	68	58	62				(543)	(60)	9				17
18																			18
19											74	82	(156)	(78)	2				19
20	66	75	77	80	78	82	79	77	78	74	76	71	913	76					20
21	67	77	70	70	66	69	75		66	64	73	63	(760)	(69)	11				21
22	72	66	69	67	56	69	66	71	64	72	66	69	807	67					22
23	65	68	72	69	73	68	66	64	67	75	60	74	821	68					23
24	82	68	66	64	64	61	67			67	66	75	(680)	(68)	10				24
25	64	74	69	66	72	64	72	70	64	75	79	66	835	70					25
26	70	72	69	62	65	71	67	67	70	64	62	64	803	67					26
27	64	74	60	66	64	66	61	59	60	71	63	58	766	64					27
28	66	55	64	60	74	68	56	68	58	58	61	58	746	62					28
29	54	60	74	68	64	68	63	63	65	67	59	64	769	64					29
30	64	73	71	75	73	77	73	83	69	66	63	67	854	71					30
31	78	70	71	67	66	64	75			68	64	65	(688)	(69)	10	DAYS		MEAN	31
Sum*	1465	1535	1505	1491	1494	1507	1467	1537	1530	1554	1532	1513	18130	1509	COMPLETE	24	=	629	
Mean*	61.0	64.0	62.7	62.1	62.2	62.8	61.1	64.0	63.8	64.8	63.8	63.0	→ 755.3	→	COMPLETE	24	=	629	
	*FOR COMPLETE DAYS, B = 12; B = NO. OF BIHOURLY VALUES, 12 UNLESS INDICATED; • INDICATES COLUMN SUM													1925	ALL	30	=	64.0	

FREDERICKSBURG MAGNETIC OBSERVATORY

TABLE 209 COSMIC-RAY BIHOURLY MEAN VALUES OF DEPARTURES FROM BALANCE, IN UNITS OF 0.1% OF THE TOTAL IONIZATION + 100 CORRECTED FOR BURSTS AND TO BAROMETRIC PRESSURE 760 MM HG, VALUES CENTERED AT INDICATED GMT HOURS

NOVEMBER 1966

Day	1h	3h	5h	7h	9h	11h	13h	15h	17h	19h	21h	23h		Sum	Mean	B					Day
1	59	70	72	63	69	72	68	68	69	66	60	66		802	67						1
2	65	72	65	67	62	62	64	67	65	61	67	62		779	65						2
3	70	61	61	69	76	66	80	74	72	69	80	73		851	71						3
4	77	74	77	70	70	70	74	71	74	72	76	78		883	74						4
5	73	73	75	76	71	67	78	68	72	70	74	74		871	73						5
6	68	76	83	77	72	84	74	73	85	75	73	77		917	76						6
7	69	79	72	73	69	73	70	69	71			83		(728)	(73)	10					7
8	74	71	71	73	70	66	65	74	76	72	73	74		859	72						8
9	62	67	67	65	76	69	64	72	78	72	74	68		834	70						9
10	65	63	72	64	66	64	68	73	68	77	70	63		813	68						10
11	64	66	66	61	61	62	65	66	73	75	71	83		813	68						11
12	75	69	71	69	69	66	65	76	75	79	75	74		863	72						12
13	73	71	76	72	66	78	77	77	78	84	79	82		913	76						13
14	77	75	75	76	72	82	78	87	83	84	83	83		955	80						14
15	85	83	81	69	74	73	79	78	79	87	81	82		951	79						15
16	76	72	79	71	81	70	80	81	86	74	78	84		932	78						16
17	80	75	87	73	77	81	74	78	78	70	65	57		895	75						17
18	65	61	80	69	72	68	70	75	80	70	78	69		857	71						18
19	70	67	75	78	75	82	86	75	86	80	80	81		935	78						19
20	84	79	88	91	89	90	90	84	84	86	86	78		1029	86						20
21	86	81	79	82	87	82	85	88	77	85	89	83		1004	84						21
22	87	79	79	86	80	81	77	76	78	78	78	82		961	80						22
23	76	81	73	82	79	81	81	83	72	71	79	78		936	78						23
24	78	65	80	77	71	74	70	72	72	76	71	74		880	73						24
25	66	77	64	79	67	74	73	77	76	71	78	69		871	73						25
26	74	76	83	86	80	76	77	82	81	80	83	68		946	79						26
27	74	79	73	75	72	80	83	76	79	73	82	80		926	77						27
28	72	72	78	71	82	85	78	90	81	96	96	90		991	83						28
29	93	95	94	87	87	95	84	89	92	98	95	91		1100	92						29
30	100	95	94	86	91	92	84	83	79	83	75	82		1044	87						30
31																		DAYS		MEAN	31
Sum*	2168	2145	2218	2164	2164	2192	2191	2233	2248	2234	2279	2205		26411	2203	COMPLETE		29	=	76.0	
Mean*	74.8	74.0	76.5	74.6	74.6	75.6	75.6	77.0	77.5	77.0	77.6	76.0	→	910.8	→	COMPLETE		29	=	75.9	
	*FOR COMPLETE DAYS, B = 12; B = NO. OF BIHOURLY VALUES, 12 UNLESS INDICATED; • INDICATES COLUMN SUM														2278	ALL		30	=	75.9	

FREDERICKSBURG MAGNETIC OBSERVATORY DECEMBER 1966

TABLE 210 COSMIC-RAY BIHOURLY MEAN VALUES OF DEPARTURES FROM BALANCE, IN UNITS OF 0.1% OF THE TOTAL IONIZATION + 100
CORRECTED FOR BURSTS AND TO BAROMETRIC PRESSURE 760 MM HG, VALUES CENTERED AT INDICATED GMT HOURS

Day	1h	3h	5h	7h	9h	11h	13h	15h	17h	19h	21h	23h		Sum	Mean	B				Day
1	79	75	83	82	78	80	80	79	83	82	83	81		965	80					1
2	82	73	89	81	81	79	82	83	86	76	73	87		972	81					2
3	86	79	83	86	82	86	87	85	85	89	89	84		1021	85					3
4	80	90	74	78	80	77	72	75	81	82	83	79		951	79					4
5	72	77	83	81	74	79	72	74	77	76	82	80		927	77					5
6	72	75	76	78	78	77	70	69	75	82	66	74		892	74					6
7	68	68	74	72	73	61	69	65	72	69	87	69		847	71					7
8	74	86	75	66	77	76	74	75	81	79	78	76		917	76					8
9	76	75	74	72	68	74	77	72	71	74	85	70		888	74					9
10	75	78	72	63	79	87	84	86	78	85	76	79		942	78					10
11	81	81	80	74	82	81	79	87	85	86	78	80		974	81					11
12	89	80	78	90	84	86	83	87	88	84	79	93		1021	85					12
13	85	86	92	82	78	80	92	94	92	81	89	70		1021	85					13
14	68	76	76	73	78	82	72	82	81	72	80	75		915	76					14
15	72	74	74	77	84	84	76	72	74	64	72	72		895	75					15
16	73	73	68	83	74	89	77	70	70	76	74	69		896	75					16
17	73	65	78	77	80	74	83	77	77	80	69	76		909	76					17
18	73	78	74	76	85	79	78	79	85	83	75	74		939	78					18
19	79	82	83	94	87	80	87	85	80	84	82	84		1007	84					19
20	84	95	90	85	89	92	80	85	91	93	90	92		1066	89					20
21	82	88	96	80	91	96	81	88	84	89	82	86		1043	87					21
22	80	87	79	89	82	80	82	80	80	71	75	80		965	80					22
23	88	83	77	82	81	79	74	77	90	84	82	86		983	82					23
24	83	83	78	85	87	93	89	80	92	89	93	77		1029	86					24
25	83	86	80	85	92	84	88	83	81	80	84	73		999	83					25
26	83	78	79	76	85	82	81	78	86	82	73	77		960	80					26
27	76	72	77	73	75	68	66	76	68	79	79	74		883	74					27
28	70	60	65	71	70	77	68	64	70	77	65	75		832	69					28
29	68	68	69	69	62	72	72	75	77	73	77	81		863	72					29
30	83	77	68	79	69	78	76	77	73	75	77	72		904	75					30
31	71	66	80	64	72	70	72	73	79	75	73	73		868	72		DAYS		MEAN	31
Sum*	2408	2414	2424	2423	2457	2482	2423	2432	2492	2471	2450	2418		29294	2439•	COMPLETE	31	=	78.7	
Mean*	77.7	77.9	78.2	78.2	79.3	80.1	78.2	78.5	80.4	79.7	79.0	78.0	→	945.2	→	COMPLETE	31	=	78.8	
	*FOR COMPLETE DAYS, B = 12; B = NO. OF BIHOURLY VALUES, 12 UNLESS INDICATED; • INDICATES COLUMN SUM														•	ALL		=		

FREDERICKSBURG MAGNETIC OBSERVATORY

JANUARY 1967

TABLE 211 COSMIC-RAY BIHOURLY MEAN VALUES OF DEPARTURES FROM BALANCE, IN UNITS OF 0.1% OF THE TOTAL IONIZATION + 100 CORRECTED FOR BURSTS AND TO BAROMETRIC PRESSURE 760 MM HG, VALUES CENTERED AT INDICATED GMT HOURS

Day	1h	3h	5h	7h	9h	11h	13h	15h	17h	19h	21h	23h		Sum	Mean	B					Day
1	74	67	75	66	67	74	76	77	74	75	73	69		867	72						1
2	65	74	74	77	82	72	83	85	79	82	71	78		922	77						2
3	75	70	68	70	75	76	77	61	75	76	81	71		875	73						3
4	75	76	73	81	76	80	71	78	84	73	82	87		936	78						4
5	90	90	89	87	94	95	92	83	92	90	94	94		1090	91						5
6	89	83	83	93	89	88	88	92	85	82	82	84		1038	86						6
7	69	74	74	67	71	74	66	71	77	78	74	62		857	71						7
8	66	64	70	59	68	66	66	77	74	77	59	64		810	68						8
9	70	68	70	70	72	83	68	73	78	75	67	65		859	72						9
10	71	60	70	74	70	84	68	76	72	72	76	78		871	73						10
11	82	81	81	84	95	88	90	87	91	80	87	84		1030	86						11
12	85	77	79	79	75	82	73	76	77	70	74	73		920	77						12
13	90	67	73	73	78	76	73	72	69	67	71	60		869	72						13
14	61	67	68	71	65	62	70	79	66	76	74	68		827	69						14
15	68	58	69	61	63	64	62	62	74	83	73	75		812	68						15
16	87	76	80	80	73	69	76	77	86	71	73	73		921	77						16
17	74	69	70	65	67	72	69	69	79	85	74	75		868	72						17
18	70	63	76	72	66	76	75	77	77	79	83	85		899	75						18
19	78	84	77	74	75	85	81	91	85	89	78	85		982	82						19
20	84	69	74	78	84	84	91	78	76	67	70	68		923	77						20
21	79	73	72	78	77	72	75	67	74	71	67	73		878	73						21
22	72	69	77	79	68	67	69	67	70	69	75	80		862	72						22
23	67	78	70	77	69	67	68	70	73	76	67	67		849	71						23
24	70	79	84	76	66	67	73	75	71	74	72	74		881	73						24
25	71	74	69	72	71	74	68	68	73	66	77	76		859	72						25
26	76	77	59	70	78	74	73	77	75	81	77	76		893	74						26
27	75	74	86	74	78	77	72	77	78	76	88	89		944	79						27
28	85	88	89	94	98	99	93	88	92	106	102	93		1127	94						28
29	94	95	94	90	84	89	90	99	89	93	96	86		1099	92						29
30	91	91	88	86	81	88	83	90	87	93	86	83		1047	87						30
31	92	79	87	82	76	79	81	82	80	88	80	76		982	82		DAYS		MEAN		31
*Sum	2395	2314	2368	2359	2351	2403	2360	2401	2432	2440	2403	2371		28597	2385	COMPLETE	31	=	76.9		
*Mean	77.3	74.6	76.4	76.1	75.8	77.5	76.1	77.5	78.5	78.7	77.5	76.5	→	922.5	→	COMPLETE	31	=	76.9		
	*FOR COMPLETE DAYS, B = 12; B = NO. OF BIHOURLY VALUES, 12 UNLESS INDICATED; • INDICATES COLUMN SUM														•	ALL		=			

FREDERICKSBURG MAGNETIC OBSERVATORY

FEBRUARY 1967

TABLE 212 COSMIC-RAY BIHOURLY MEAN VALUES OF DEPARTURES FROM BALANCE, IN UNITS OF 0.1% OF THE TOTAL IONIZATION + 100
CORRECTED FOR BURSTS AND TO BAROMETRIC PRESSURE 760 MM HG, VALUES CENTERED AT INDICATED GMT HOURS

Day	1h	3h	5h	7h	9h	11h	13h	15h	17h	19h	21h	23h		Sum	Mean	B				Day
1	76	76	77	74	70	69	77	75	81	79	86	81		921	77					1
2	83	75	77	85	78	68	64	81	81	75	82	85		934	78					2
3	90	79	77	83	80	77	84	79	80	85	88	87		989	82					3
4	92	87	77	80	80	76	66	81	79	78	80	84		960	80					4
5	84	84	93	95	81	79	80	87	81	85	83	78		1010	84					5
6	87	73	81	76	74	62	68	68	83	84	82	78		916	76					6
7	76	81	75	63	71	78	70	77	78	73	64	66		872	73					7
8	76	72	74	74	75	70	58	75	78	74	66	69		861	72					8
9	65	65	62	67	71	63	72	78	67	62	65	66		803	67					9
10	74	72	72	70	70	62	79	74	78	83	71	85		890	74					10
11	73	71	76	80	73	74	66	74	76	82	85	79		909	76					11
12	74	67	75	77	82	77	77	85	82	74	85	78		933	78					12
13	82	82	78	73	86	80	71	74	78	71	76	81		932	78					13
14	83	79	71	79	75	68	81	77	78	82	83	74		930	78					14
15	75	73	76	72	74	74	72	74	86	81	85	80		922	77					15
16	78	66	74	55	73	80	76	71	71	77	70	70		861	72					16
17	70	65	62	78	79	72	71	72	73	69	69	68		848	71					17
18	74	71	68	78	64	68	76	68	74	76	78	80		875	73					18
19	79	77	79	73	74	72	65	78	70	75	74	70		886	74					19
20	72	66	69	77	81	75	68	77	73	78	71	78		885	74					20
21	67	74	71	80	77	73	91	81	83	78	82	77		934	78					21
22	84	77	79	88	84	89	84	83	79	89	86	85		1007	84					22
23	85	95	91	92	77	85	91	84	88	88	94	90		1060	88					23
24	100	95	91	91	103	96	97	101	107	105	105	104		1195	100					24
25	87	104	102	98	98	104	101	99	97	102	91	95		1178	98					25
26	91	83	90	99	82	89	85	89	85	81	89	84		1047	87					26
27	88	81	77	80	70	76	71	77	77	78	85	73		933	78					27
28	82	79	74	76	85	84	80	83	88	88	90	92		1001	83					28
29																				29
30																				30
31																	DAYS		MEAN	31
Sum*	2247	2169	2168	2213	2187	2140	2141	2222	2251	2252	2265	2237		26492	2218	COMPLETE	28	=	78.9	
Mean*	80.2	77.5	77.4	79.0	78.1	76.4	76.5	79.4	80.4	80.4	80.9	79.9	→	946.1	→	COMPLETE	28	=	78.8	
	*FOR COMPLETE DAYS, B = 12; B = NO. OF BIHOURLY VALUES, 12 UNLESS INDICATED; • INDICATES COLUMN SUM														•	ALL		=		

FREDERICKSBURG MAGNETIC OBSERVATORY

TABLE 213 COSMIC-RAY BIHOURLY MEAN VALUES OF DEPARTURES FROM BALANCE, IN UNITS OF 0.1% OF THE TOTAL IONIZATION + 100
CORRECTED FOR BURSTS AND TO BAROMETRIC PRESSURE 760 MM HG, VALUES CENTERED AT INDICATED GMT HOURS

Day	1h	3h	5h	7h	9h	11h	13h	15h	17h	19h	21h	23h	Sum	Mean	B	Day
1	91	84	88	93	95	94	87	99	90	88	88	87	1084	90		1
2	75	78	77	77	81	85	77	76	71	72	78	70	917	76		2
3	71	73	77	85	72	78	77	77	74	80	81	69	914	76		3
4	74	71	79	82	75	76	81	81	91	86	68	88	952	79		4
5	68	66	75	77	72	73	73	72	71	67	71	67	852	71		5
6	71	72	80	68	70	67	70	74	76	73	70	65	856	71		6
7	61	59	63	65	67	70	78	76	80	86	74	84	863	72		7
8	88	80	75	71	74	83	84	82	91	84	89	76	977	81		8
9	69	75	81	76	70	79	76	63	83	84	82	68	906	76		9
10	71	71	73	75	72	71	74	64	67	70	67	71	846	70		10
11	71	75	74	73	73	65	68	67	79	70	73	76	864	72		11
12	70	71	73	75	79	77	76	81	72	85	76	89	924	77		12
13	81	80	88	73	76	72	67	76	77	76	77	73	916	76		13
14	77	66	71	73	81	70	76	68	71	67	74	70	864	72		14
15	74	68	72	69	76	77	73	67	75	79	73	88	891	74		15
16	81	82	99	98	98	94	85	92	97	95	97	90	1108	92		16
17	93	94	94	94	96	83	96	83	95	100	96	96	1120	93		17
18	99	111	91	102	84	87	95	91	93	89	95	79	1116	93		18
19	100	90	87	82	77	78	84	79	95	89	82	86	1029	86		19
20	77	69	86	72	80	79	72	74	69	82	71	78	909	76		20
21	76	84	74	84	74	74	86	82	79	90	83	79	965	80		21
22	85	87	94	87	84	85	81	76	83	82	87	83	1014	84		22
23	94	83	82	92	84	85	84	89	87	82	88	88	1038	86		23
24	100	93	90	90	80	84	97	95	95	90	84	85	1083	90		24
25	83	83	84	84	92	76	76	83	92	87	80	85	1005	84		25
26	80	76	81	77	84	75	91	76	85	83	77	86	971	81		26
27	89	78	80	80	80	76	67	73	82	88	75	79	947	79		27
28	67	79	82	70	72	68	74	80	80	78	82	81	913	76		28
29	74	70	75	70	84	77	74	75	86	88	87	74	934	78		29
30	81	82	83	88	72	76	81	75	76	77	75	77	943	79		30
31	82	73	80	68	73	71	66	72	67	77	79	76	884	74		31
*Sum	2473	2423	2508	2470	2447	2405	2446	2418	2529	2544	2479	2463	29605	2467	COMPLETE	DAYS 31 = MEAN 79.5
*Mean	79.8	78.2	80.9	79.7	78.9	77.6	78.9	78.0	81.6	82.1	80.0	79.5	→ 955.2	→	COMPLETE	31 = 79.6
														•	ALL	=

*FOR COMPLETE DAYS, B = 12; B = NO. OF BIHOURLY VALUES, 12 UNLESS INDICATED; • INDICATES COLUMN SUM

FREDERICKSBURG MAGNETIC OBSERVATORY APRIL 1967

TABLE 214 COSMIC-RAY BIHOURLY MEAN VALUES OF DEPARTURES FROM BALANCE, IN UNITS OF 0.1% OF THE TOTAL IONIZATION + 100
CORRECTED FOR BURSTS AND TO BAROMETRIC PRESSURE 760 MM HG, VALUES CENTERED AT INDICATED GMT HOURS

Day	1h	3h	5h	7h	9h	11h	13h	15h	17h	19h	21h	23h		Sum	Mean	B				Day
1	72	73	64	71	74	70	71	68	70	64	72	76		845	70					1
2	73	65	69	61	65	66	60	66	63	64	70	69		791	66					2
3	56	62	70	73	71	60	68	63	60	68	75	73		799	67					3
4	79	82	74	67	76	63	67	72	69	76	72	80		877	73					4
5	73	69	71	67	70	74	63	65	76	69	66	66		829	69					5
6	65	68	66	65	74	60	58	57	61	66	64	64		768	64					6
7	65	58	63	61	63	67	67	74	68	64	80	79		809	67					7
8	84	81	77	69	74	74	78	71	78	82	79	85		932	78					8
9	77	77	76	84	62	72	71	74	73	82	72	67		887	74					9
10	61	64	72	66	65	65	61	66	70	70	75	72		807	67					10
11	80	78	75	73	72	70	76	77	81	86	81	83		932	78					11
12	80	83	78	74	82	75	77	66	65	76	87	77		920	77					12
13	66	74	68	69	72	63	74	70	78	68	80	67		849	71					13
14	71	71	60	67	64	61	66	68	73	74	69	71		815	68					14
15	61	59	61	62	66	67	63	70	75	70	80	66		800	67					15
16	71	71	72	72	72	79	73	67	72	70	77	63		859	72					16
17	72	67	81	70	79	66	69	81	66	71	71	81		874	73					17
18	68	71	74	72	75	78	77	85	73	78	81	84		916	76					18
19	78	77	79	70	77	74	79	80	75	84	81	81		935	78					19
20	80	74	76	69	72	74	75	82	81	84	78	78		923	77					20
21	83	76	78	79	81	71	75	68	74	76	70	72		903	75					21
22	77	67	65	76	74	68	77	80	83	80	68	80		895	75					22
23	70	70	75	74	64	71	72	76	83	82	84	81		902	75					23
24	82	77	73	75	75	71	78	81	83	89	84	81		949	79					24
25	85	90	79	78	73	79	79	77	86	84	86	93		989	82					25
26	80	79	75	68	75	81	73	76	71	84	78	95		935	78					26
27	76	85	73	85	79	83	81	85	94	92	90	89		1012	84					27
28	91	81	88	80	81	94	77	85	87	85	86	81		1016	85					28
29	83	81	78	91	85	86	84	82	80	84	77	80		991	83					29
30	77	82	78	74	68	75	76	78	70	79	80	70		907	76					30
31																		DAYS		MEAN	31
*Sum	2236	2212	2188	2162	2180	2157	2165	2210	2238	2301	2313	2304		26666	2224	COMPLETE		30	=	74.1	
*Mean	74.5	73.7	72.9	72.1	72.7	71.9	72.2	73.7	74.6	76.7	77.1	76.8	→	888.9	→	COMPLETE		30	=	74.1	
	*FOR COMPLETE DAYS, B = 12; B = NO. OF BIHOURLY VALUES, 12 UNLESS INDICATED; • INDICATES COLUMN SUM														•	ALL			=		

TABLE 215

FREDERICKSBURG MAY 1967

PRESSURE CORRECTED IONIZATION IN UNITS OF 0.1 PER CENT, +100, GMT

D	0-2	2-4	4-6	6-8	8-10	10-12	12-14	14-16	16-18	18-20	20-22	22-24	SUM	MEAN	B	MEAN
1	69.5	70.0	72.0	70.0	62.0	69.0	74.0	73.0	73.5	70.0	73.0	72.0	848.0	70.7	12	
2	65.0	63.5	65.0	59.5	55.5	56.0	61.5	65.5	61.5	63.0	53.5	50.5	720.0	60.0	12	
3	63.0	57.0	68.0	80.5	74.5	70.0	68.0	65.5	67.5	0.0	0.0	68.0	682.0	68.2	10	
4	65.0	73.5	66.0	70.0	67.5	74.0	69.5	79.0	66.5	69.0	82.5	70.0	852.5	71.0	12	
5	66.0	69.5	71.5	71.0	69.0	72.0	67.0	71.5	73.0	75.5	74.0	68.5	848.5	70.7	12	
6	74.5	73.0	69.5	73.5	68.0	61.5	67.0	72.0	77.0	77.5	81.0	73.0	867.5	72.3	12	
7	73.5	77.5	73.0	74.0	76.0	66.5	69.0	64.5	66.5	69.5	77.5	82.0	869.5	72.5	12	
8	70.5	74.0	75.0	71.5	74.0	69.5	82.5	77.0	81.0	80.0	78.5	76.0	909.5	75.8	12	
9	69.5	67.0	76.5	81.5	76.0	77.0	85.5	91.5	79.5	96.0	83.5	77.0	960.5	80.0	12	
10	72.5	75.0	73.0	74.0	82.0	84.5	83.0	72.0	75.0	76.0	61.5	66.0	894.5	74.5	12	
11	71.0	67.0	67.5	72.0	57.5	60.0	68.0	67.0	65.0	79.0	59.5	66.0	799.5	66.6	12	
12	68.5	68.0	72.0	65.0	65.0	74.5	68.0	64.0	67.0	65.0	60.5	62.5	800.0	66.7	12	
13	68.0	64.0	68.5	69.5	64.5	67.5	70.0	72.0	75.5	83.0	67.0	69.0	838.5	69.9	12	
14	64.0	70.5	74.5	63.5	60.0	70.0	78.0	67.0	70.0	67.5	67.5	69.0	821.5	68.5	12	
15	56.0	62.0	67.0	77.0	81.0	72.0	72.0	72.5	64.5	61.0	66.5	64.0	815.5	68.0	12	
16	73.5	71.0	77.5	80.0	76.0	80.5	78.0	84.5	77.5	80.0	81.0	86.0	945.5	78.8	12	
17	80.0	77.5	84.0	72.0	78.0	75.0	79.5	81.5	80.5	82.5	80.5	78.5	949.5	79.1	12	
18	77.0	73.0	79.5	81.5	84.0	84.5	92.0	74.0	76.0	88.0	84.0	74.0	967.5	80.6	12	
19	70.0	68.5	73.5	73.0	64.5	74.0	73.0	75.5	75.5	70.0	72.5	71.0	861.0	71.7	12	
20	71.5	66.0	68.5	76.5	81.0	76.5	81.5	72.5	73.5	85.0	75.0	64.0	891.5	74.3	12	
21	66.5	82.0	72.5	70.5	68.5	64.5	74.5	0.0	0.0	0.0	0.0	0.0	499.0	71.3	7	
22	0.0	0.0	0.0	0.0	0.0	0.0	0.0	80.0	83.5	78.5	85.0	82.0	409.0	81.8	5	
23	77.5	72.0	71.0	79.5	71.5	77.0	85.0	81.0	75.0	80.5	79.0	74.0	923.0	76.9	12	
24	81.5	79.5	71.0	75.0	76.0	74.0	75.0	68.0	76.0	72.0	70.5	73.0	891.5	74.3	12	
25	74.5	73.5	70.0	70.0	76.5	77.5	73.0	65.5	70.0	66.0	67.0	50.5	834.0	69.5	12	
26	67.0	55.5	53.5	59.0	50.0	63.5	59.5	55.5	0.0	0.0	62.0	48.0	573.5	57.3	10	
27	49.0	43.0	50.0	56.5	59.0	50.5	54.0	57.0	43.0	46.0	46.0	48.5	602.5	50.2	12	
28	45.0	48.5	50.5	45.0	50.0	54.0	58.0	60.0	49.5	55.0	49.5	67.0	632.0	52.7	12	
29	59.5	49.0	53.5	65.0	60.5	64.0	71.0	64.0	66.5	62.0	64.0	57.0	736.0	61.3	12	
30	57.5	52.5	58.0	65.5	62.0	67.5	66.0	59.0	60.0	55.0	48.0	56.5	707.5	59.0	12	
31	67.0	52.0	58.0	65.0	67.0	56.5	64.0	60.5	61.0	60.0	61.0	53.5	725.5	60.5	12	
SUM	1837.0	1800.5	1856.0	1896.5	1864.0	1885.5	1965.0	1911.5	1879.5	1934.0	1864.0	1819.0	22512.5	1876.1	27	69.5
MEAN	68.0	66.7	68.7	70.2	69.0	69.8	72.8	70.8	69.6	71.6	69.0	67.4	833.6		27	69.5
ALL														2154.7	31	69.5

TABLE 216

FREDERICKSBURG JUNE 1967

PRESSURE CORRECTED IONIZATION IN UNITS OF 0.1 PER CENT, +100, GMT

D	0-2	2-4	4-6	6-8	8-10	10-12	12-14	14-16	16-18	18-20	20-22	22-24	SUM	MEAN	B	MEAN
1	43.0	58.5	43.5	48.0	52.5	53.0	61.0	66.0	58.0	51.0	58.5	57.5	650.5	54.2	12	
2	57.5	57.0	61.5	60.0	58.5	62.0	61.0	67.0	60.0	69.0	64.0	63.5	741.0	61.7	12	
3	58.5	58.0	63.0	64.5	66.5	59.0	62.0	60.0	62.0	60.0	54.0	62.0	729.5	60.8	12	
4	61.0	69.0	58.5	61.0	65.5	63.0	61.5	58.5	60.0	66.0	63.0	60.0	747.0	62.2	12	
5	64.0	62.0	55.5	63.0	62.5	61.0	70.0	63.0	63.0	67.0	64.0	59.5	754.5	62.9	12	
6	58.5	57.5	62.0	61.0	65.0	63.5	54.5	50.5	62.5	56.0	55.5	61.0	707.5	59.0	12	
7	61.0	54.5	57.5	52.0	52.5	54.0	57.0	53.5	47.0	55.0	53.0	57.5	654.5	54.5	12	
8	59.5	62.0	63.0	58.5	62.0	52.5	51.0	45.0	52.5	50.0	49.5	48.0	653.5	54.5	12	
9	54.0	56.5	55.0	60.5	55.0	52.0	54.0	53.0	57.0	60.0	59.5	58.0	674.5	56.2	12	
10	62.0	61.0	56.0	59.0	54.0	49.0	52.0	65.0	61.0	67.0	64.5	56.5	707.0	58.9	12	
11	55.5	58.0	65.0	55.5	57.0	65.0	53.0	60.0	58.0	61.0	63.5	58.5	710.0	59.2	12	
12	64.0	63.5	70.0	63.5	64.0	61.0	57.5	58.0	59.0	50.5	57.5	62.0	730.5	60.9	12	
13	52.5	66.5	66.0	72.5	68.0	55.5	54.0	64.5	63.0	56.0	63.5	64.0	746.0	62.2	12	
14	62.5	60.5	66.5	69.0	72.5	62.0	58.0	58.5	60.5	57.0	57.0	61.0	745.0	62.1	12	
15	62.0	61.0	58.0	65.0	60.0	59.5	50.0	54.5	63.0	57.5	55.5	57.0	703.0	58.6	12	
16	58.0	59.0	59.0	0.0	0.0	0.0	0.0	60.0	63.0	55.0	55.5	55.5	465.0	58.1	8	
17	55.5	63.0	55.5	60.0	56.5	52.0	59.0	56.5	51.0	62.0	63.0	53.0	687.0	57.2	12	
18	55.5	64.0	60.0	68.0	56.5	0.0	0.0	0.0	0.0	0.0	0.0	0.0	304.0	60.8	5	
19	0.0	0.0	0.0	0.0	0.0	0.0	56.0	63.5	64.0	65.0	70.0	67.5	386.0	64.3	6	
20	72.0	69.0	69.5	58.0	71.5	62.5	55.0	60.5	60.0	70.0	58.5	69.5	776.0	64.7	12	
21	62.0	59.5	67.0	66.0	58.5	59.0	57.0	64.5	58.0	61.0	70.0	67.5	747.0	62.2	12	
22	66.0	76.0	61.0	61.0	60.0	59.0	59.5	57.0	61.5	63.0	63.0	66.5	753.5	62.8	12	
23	59.5	63.0	58.0	63.0	61.0	60.0	52.0	59.0	56.5	61.5	70.0	63.0	726.5	60.5	12	
24	62.0	66.5	64.5	59.5	62.0	60.0	64.5	52.5	60.5	64.0	62.5	68.5	747.0	62.2	12	
25	68.5	58.0	65.0	62.5	55.0	50.0	69.5	56.0	62.0	59.0	55.0	61.5	722.0	60.2	12	
26	56.0	62.0	58.0	61.0	69.0	60.0	72.5	65.5	60.0	59.0	62.5	60.5	746.0	62.2	12	
27	60.5	67.0	69.5	72.0	52.0	60.0	59.5	63.0	68.5	55.5	60.0	53.0	740.5	61.7	12	
28	60.0	50.0	58.0	53.0	57.0	55.0	55.0	60.5	49.5	54.0	65.0	54.0	661.0	55.1	12	
29	59.5	51.0	56.5	54.5	48.5	56.0	57.0	48.5	55.0	59.0	52.5	49.0	647.0	53.9	12	
30	44.0	51.0	50.5	53.5	47.5	53.0	49.0	52.5	49.0	56.5	47.0	50.0	604.0	50.3	12	
SUM	1601.0	1641.5	1634.0	1637.0	1614.0	1558.5	1566.0	1573.0	1578.5	1597.5	1611.5	1599.0	19211.5	1600.9	27	59.3
MEAN	59.3	60.8	60.5	60.6	59.8	57.7	58.0	58.[illegible]	58.5	59.2	59.7	59.2	711.6		27	59.3
ALL														1784.1	30	59.5

TABLE 217

FREDERICKSBURG JULY 1967

PRESSURE CORRECTED IONIZATION IN UNITS OF 0.1 PER CENT, +100, GMT

D	0-2	2-4	4-6	6-8	8-10	10-12	12-14	14-16	16-18	18-20	20-22	22-24	SUM	MEAN	B	MEAN
1	52.0	53.0	57.0	50.5	53.0	58.5	55.0	56.0	48.5	55.0	49.0	47.0	634.5	52.9	12	
2	37.0	53.0	57.0	54.0	56.0	55.5	53.5	42.5	52.0	53.0	54.0	49.0	616.5	51.4	12	
3	45.5	55.0	63.0	58.0	63.0	58.5	56.5	56.5	58.0	53.5	51.0	50.0	668.5	55.7	12	
4	49.0	61.0	59.5	57.0	65.0	59.0	68.5	66.0	56.0	59.0	62.5	58.0	720.5	60.0	12	
5	69.0	63.0	65.0	65.0	68.0	0.0	0.0	0.0	59.5	69.5	61.0	61.5	581.5	64.6	9	
6	59.5	60.5	61.5	61.0	52.0	57.0	55.0	58.0	62.0	65.0	57.5	60.0	709.0	59.1	12	
7	53.5	67.0	60.0	51.0	60.0	59.5	59.5	58.0	57.5	75.0	63.0	55.5	719.5	60.0	12	
8	49.0	55.0	54.0	56.0	56.5	57.0	54.0	52.0	61.5	59.0	58.0	62.5	674.5	56.2	12	
9	55.0	55.0	54.5	58.0	58.0	50.5	60.0	55.5	48.0	59.0	51.5	51.0	656.0	54.7	12	
10	51.0	48.0	57.0	55.5	59.0	67.0	62.5	58.5	56.5	57.0	55.0	55.5	682.5	56.9	12	
11	52.5	52.0	59.5	52.5	59.0	56.5	58.0	71.0	58.0	59.0	60.0	60.0	698.0	58.2	12	
12	59.0	53.0	54.0	67.5	48.5	52.0	59.5	62.0	55.5	64.0	59.0	54.5	688.5	57.4	12	
13	52.5	66.0	67.0	57.5	60.0	64.0	61.5	59.0	61.0	57.0	56.5	63.5	725.5	60.5	12	
14	61.5	63.5	60.0	73.0	61.0	61.5	63.0	63.5	62.0	68.5	57.5	69.5	764.5	63.7	12	
15	64.5	59.0	64.0	49.5	61.0	66.0	57.5	60.0	54.5	52.0	56.0	56.5	700.5	58.4	12	
16	57.0	60.0	57.0	59.0	61.0	64.5	54.0	62.5	65.0	59.0	60.5	64.0	723.5	60.3	12	
17	61.0	59.0	58.5	63.0	64.0	62.0	56.0	74.0	64.0	60.5	75.0	63.5	760.5	63.4	12	
18	70.0	66.5	60.0	65.5	75.0	59.5	57.5	67.5	59.0	70.0	66.0	69.0	785.5	65.5	12	
19	69.0	57.5	70.0	72.0	63.5	62.0	61.5	62.0	55.5	67.5	65.0	68.0	773.5	64.5	12	
20	71.0	62.0	68.0	55.5	61.0	64.5	68.0	67.5	68.0	63.5	61.5	62.0	772.5	64.4	12	
21	67.0	59.0	63.0	65.0	63.0	60.0	57.5	64.0	59.5	68.5	67.0	66.0	759.5	63.3	12	
22	71.5	72.5	67.5	59.0	59.0	58.0	63.0	65.0	62.0	75.0	70.5	68.5	791.5	66.0	12	
23	68.0	69.0	60.0	65.0	61.0	68.5	59.5	74.0	65.0	63.0	63.0	58.0	774.0	64.5	12	
24	64.0	69.0	64.5	70.0	63.5	68.0	63.5	58.0	63.0	51.0	48.0	59.0	741.5	61.8	12	
25	66.5	62.0	64.5	60.0	59.0	62.5	59.0	72.0	68.0	70.5	64.0	52.5	760.5	63.4	12	
26	63.5	57.5	62.0	62.5	65.5	58.5	55.5	60.0	60.0	59.5	64.5	62.5	731.5	61.0	12	
27	70.0	62.0	62.5	64.5	59.0	63.0	65.0	68.5	61.0	67.5	56.0	68.0	767.0	63.9	12	
28	67.0	63.0	63.5	59.0	64.0	62.0	62.0	61.0	63.0	63.5	72.0	61.0	761.0	63.4	12	
29	65.0	60.5	57.5	63.0	57.0	60.0	52.0	50.0	53.0	57.5	64.0	57.5	697.0	58.1	12	
30	60.5	59.0	63.0	57.0	60.0	57.0	56.5	55.0	60.0	53.0	52.0	55.5	688.5	57.4	12	
31	59.0	57.5	53.5	54.0	53.5	53.5	57.5	57.0	54.0	56.0	49.5	58.5	663.5	55.3	12	
SUM	1791.5	1797.0	1823.0	1795.0	1801.0	1806.0	1772.0	1836.5	1771.0	1841.5	1789.0	1786.0	21609.5	1801.3	30	60.0
MEAN	59.7	59.9	60.8	59.8	60.0	60.2	59.1	61.2	59.0	61.4	59.6	59.5	720.2		30	60.0
ALL														1865.9	31	60.2

TABLE 218

FREDERICKSBURG AUGUST 1967

PRESSURE CORRECTED IONIZATION IN UNITS OF 0.1 PER CENT, +100, GMT

D	0-2	2-4	4-6	6-8	8-10	10-12	12-14	14-16	16-18	18-20	20-22	22-24	SUM	MEAN	B	MEAN
1	51.5	52.0	63.0	55.0	56.0	59.5	56.0	52.5	51.0	49.0	54.0	55.0	654.5	54.5	12	
2	55.5	52.5	58.0	62.0	57.5	55.0	52.5	61.0	60.5	52.0	59.0	63.0	688.5	57.4	12	
3	65.5	48.0	58.0	56.0	60.0	56.0	50.5	50.5	0.0	0.0	54.0	53.0	551.5	55.1	10	
4	56.0	51.0	63.5	53.5	54.5	57.0	58.5	58.0	55.5	56.0	54.5	61.5	679.5	56.6	12	
5	45.5	54.0	59.5	53.0	55.5	56.0	55.0	58.5	52.0	54.5	49.0	53.0	645.5	53.8	12	
6	47.5	50.5	61.0	50.0	45.0	53.0	58.5	55.5	50.5	59.0	62.0	51.5	644.0	53.7	12	
7	51.0	50.0	51.0	50.0	48.0	51.0	56.0	55.0	54.0	47.0	61.5	56.0	630.5	52.5	12	
8	45.0	60.5	51.5	52.0	50.0	54.0	52.0	67.0	54.0	61.0	60.5	59.5	667.0	55.6	12	
9	60.0	58.5	47.0	57.5	54.0	43.0	48.5	52.0	46.0	65.5	43.0	45.0	620.0	51.7	12	
10	53.0	48.0	49.0	49.0	50.5	48.0	50.5	45.0	56.5	57.0	67.5	50.5	624.5	52.0	12	
11	54.0	59.5	61.0	60.0	54.0	49.0	58.0	48.5	54.5	50.5	48.0	55.0	652.0	54.3	12	
12	58.0	61.5	49.5	46.5	50.0	53.5	60.5	58.0	56.0	59.0	58.0	55.5	666.0	55.5	12	
13	49.0	55.0	55.0	56.5	54.0	55.0	56.0	57.0	48.5	54.5	54.5	58.0	653.0	54.4	12	
14	59.5	56.0	55.0	59.5	56.5	57.5	59.0	59.0	59.5	58.0	58.5	64.0	702.0	58.5	12	
15	66.0	63.5	59.0	59.0	57.5	46.5	51.0	58.5	62.0	62.5	57.0	51.5	694.0	57.8	12	
16	63.5	63.5	60.0	56.0	54.0	46.5	59.5	59.0	56.0	61.5	57.0	62.5	699.0	58.2	12	
17	62.0	44.0	56.0	61.0	57.5	58.0	56.5	52.0	53.0	55.5	55.5	71.0	682.0	56.8	12	
18	61.0	51.5	57.0	53.5	60.0	47.0	54.5	51.0	55.0	58.0	60.0	56.0	664.5	55.4	12	
19	58.5	50.0	57.0	54.5	60.0	47.0	54.5	54.0	55.5	52.0	55.5	54.0	652.5	54.4	12	
20	49.5	59.5	53.5	54.0	53.0	61.0	56.0	53.0	56.0	49.5	54.5	54.5	654.0	54.5	12	
21	54.5	57.0	54.5	63.0	59.0	67.0	55.5	43.5	58.0	57.0	57.0	52.5	677.5	56.5	12	
22	59.5	52.0	55.0	53.0	50.0	57.0	55.5	55.0	61.5	49.0	52.0	51.5	651.0	54.2	12	
23	54.0	62.0	51.0	60.5	56.5	57.5	55.0	53.5	58.0	60.5	69.0	50.5	688.0	57.3	12	
24	52.0	53.5	62.5	54.0	53.5	57.0	53.5	52.0	51.0	66.0	56.0	57.5	667.5	55.6	12	
25	56.5	51.5	47.0	58.5	60.0	54.5	51.0	48.0	51.0	53.0	62.0	53.5	646.5	53.9	12	
26	60.0	51.5	46.5	52.5	54.0	45.0	58.5	59.5	58.0	51.5	51.5	58.0	646.5	53.9	12	
27	49.5	46.0	50.5	58.0	51.5	53.5	56.5	55.5	53.5	57.5	55.5	47.5	635.0	52.9	12	
28	52.5	59.0	55.0	54.5	56.0	48.5	53.5	49.0	53.0	52.5	58.0	47.0	638.5	53.2	12	
29	52.0	53.0	63.0	63.0	53.5	50.5	58.0	58.0	55.0	65.5	48.5	64.0	684.0	57.0	12	
30	57.0	54.0	51.5	54.5	57.5	66.5	61.0	57.0	60.0	61.0	52.0	57.0	689.0	57.4	12	
31	64.0	59.5	55.5	61.0	60.0	59.5	61.5	59.0	56.5	58.0	59.5	50.0	704.0	58.7	12	
SUM	1657.5	1640.0	1658.5	1675.0	1639.0	1614.0	1672.5	1644.5	1651.5	1693.5	1689.5	1665.0	19900.5	1658.2	30	55.3
MEAN	55.2	54.7	55.3	55.8	54.6	53.8	55.7	54.8	55.0	56.4	56.3	55.5	663.1		30	55.3
ALL														1713.3	31	55.3

TABLE 219

FREDERICKSBURG SEPTEMBER 1967

PRESSURE CORRECTED IONIZATION IN UNITS OF 0.1 PER CENT, +100, GMT

D	0-2	2-4	4-6	6-8	8-10	10-12	12-14	14-16	16-18	18-20	20-22	22-24	SUM	MEAN	B	MEAN
1	57.5	59.5	58.0	58.0	53.5	57.5	57.0	58.0	65.5	53.0	63.0	62.0	702.5	58.5	12	
2	69.0	58.0	64.0	62.5	58.0	64.5	58.0	68.0	63.5	59.5	61.0	65.0	751.0	62.6	12	
3	61.0	51.0	58.0	56.0	63.0	54.5	56.5	57.0	54.5	55.5	69.0	53.0	689.0	57.4	12	
4	60.0	60.5	46.0	55.0	53.0	55.5	62.0	52.0	54.0	59.0	60.5	57.0	674.5	56.2	12	
5	59.5	52.0	58.0	49.5	49.5	47.0	58.0	58.0	57.5	62.5	60.0	58.0	669.5	55.8	12	
6	51.0	56.0	54.0	55.5	54.0	52.0	59.0	57.0	62.0	55.5	59.0	66.0	681.0	56.7	12	
7	66.5	58.0	48.0	57.0	59.5	60.5	57.5	64.0	65.0	57.0	57.0	54.5	704.5	58.7	12	
8	53.0	53.0	64.0	49.5	46.5	51.0	53.0	59.5	61.5	66.0	64.5	57.0	678.5	56.5	12	
9	55.0	54.0	54.5	63.0	61.0	58.5	69.5	64.0	61.0	67.5	64.0	64.5	736.5	61.4	12	
10	53.5	55.0	58.0	62.5	62.0	58.0	59.5	59.5	61.0	67.5	59.0	63.0	718.5	59.9	12	
11	58.0	61.5	64.5	66.0	56.5	58.0	59.0	54.0	58.0	60.0	62.5	67.5	725.5	60.5	12	
12	49.0	60.0	55.5	53.0	51.0	58.0	59.0	66.5	59.5	55.0	59.0	59.5	685.0	57.1	12	
13	57.5	58.0	64.0	61.0	61.5	0.0	0.0	59.0	68.0	62.0	62.5	58.5	612.0	61.2	10	
14	62.0	59.0	56.5	62.0	56.0	63.0	68.5	54.0	61.0	66.5	57.0	55.5	721.0	60.1	12	
15	57.0	57.0	57.5	59.0	66.0	55.0	56.0	53.5	51.0	51.5	58.0	67.0	688.5	57.4	12	
16	62.0	50.5	59.0	64.5	62.0	58.5	51.5	57.5	60.5	62.0	63.5	69.0	720.5	60.0	12	
17	63.0	57.0	60.5	58.0	66.0	63.5	62.0	60.5	52.5	61.0	60.5	59.0	723.5	60.3	12	
18	68.0	50.0	59.5	57.0	52.0	61.5	57.0	61.5	59.0	61.5	58.0	67.5	712.5	59.4	12	
19	58.5	52.5	65.0	63.0	58.0	60.5	59.0	70.5	59.5	62.0	64.0	57.5	730.0	60.8	12	
20	62.0	60.0	60.0	59.0	65.0	55.5	53.0	54.5	63.0	65.5	60.5	57.0	715.0	59.6	12	
21	56.0	56.0	55.5	61.5	53.5	53.0	57.0	58.0	60.0	69.0	54.0	63.5	697.0	58.1	12	
22	58.0	57.0	53.5	55.5	51.0	56.0	61.0	55.5	63.0	64.0	69.5	65.0	709.0	59.1	12	
23	60.0	60.5	61.0	59.5	64.0	72.0	66.5	60.0	67.0	61.5	54.0	66.0	752.0	62.7	12	
24	60.0	55.0	53.5	59.5	58.5	64.0	61.5	63.0	64.0	74.0	67.5	67.5	748.0	62.3	12	
25	64.0	68.5	53.0	66.0	56.5	61.0	64.5	69.0	62.0	67.0	68.0	61.5	761.0	63.4	12	
26	61.5	65.0	60.5	55.0	62.5	55.0	52.0	60.0	60.0	58.5	57.0	60.5	707.5	59.0	12	
27	60.0	49.0	56.0	62.0	57.5	59.0	63.0	54.5	61.0	65.5	58.0	66.5	712.0	59.3	12	
28	52.0	64.0	64.0	67.5	66.5	58.0	53.5	57.5	61.5	59.5	66.0	60.5	730.5	60.9	12	
29	58.0	54.5	67.0	60.0	58.0	62.5	58.0	55.0	59.5	71.0	54.0	59.0	716.5	59.7	12	
30	69.5	65.0	63.0	53.5	67.0	61.5	63.0	59.5	64.5	66.0	68.5	60.0	761.0	63.4	12	
SUM	1724.5	1659.0	1687.5	1710.0	1687.5	1694.5	1715.0	1721.5	1752.0	1804.0	1776.5	1789.5	20721.5	1726.8	29	59.5
MEAN	59.5	57.2	58.2	59.0	58.2	58.4	59.1	59.4	60.4	62.2	61.3	61.7	714.6		29	59.5
ALL														1788.0	30	59.6

TABLE 220

FREDERICKSBURG OCTOBER 1967

PRESSURE CORRECTED IONIZATION IN UNITS OF 0.1 PER CENT, +100, GMT

D	0-2	2-4	4-6	6-8	8-10	10-12	12-14	14-16	16-18	18-20	20-22	22-24	SUM	MEAN	B	MEAN
1	60.0	63.5	67.5	58.5	65.0	57.5	60.5	58.0	58.0	63.0	62.0	57.5	731.0	60.9	12	
2	55.5	72.0	64.0	66.5	63.0	66.5	58.0	55.5	61.0	61.0	72.0	64.0	759.0	63.2	12	
3	65.5	62.0	67.0	69.5	57.5	60.0	58.0	61.5	57.5	66.0	59.5	66.0	750.0	62.5	12	
4	66.5	62.0	60.5	59.5	54.0	64.0	62.0	49.5	56.0	52.5	62.0	52.0	700.5	58.4	12	
5	53.0	56.5	60.0	43.5	64.5	64.0	55.5	56.5	56.0	44.5	61.0	48.0	663.0	55.2	12	
6	61.0	69.0	54.5	55.0	66.0	67.0	63.0	71.0	64.5	58.0	62.5	68.5	760.0	63.3	12	
7	61.5	70.0	71.5	59.0	73.5	50.0	75.0	61.0	67.0	75.5	69.5	72.0	805.5	67.1	12	
8	74.5	73.0	71.5	71.0	67.0	65.0	74.5	61.0	61.5	67.5	67.0	58.0	811.5	67.6	12	
9	61.0	65.0	60.0	60.0	74.0	58.5	67.5	65.0	71.0	62.0	60.5	70.0	774.5	64.5	12	
10	64.0	61.5	63.5	56.0	61.0	58.5	63.0	64.5	65.5	65.5	69.5	58.0	750.5	62.5	12	
11	65.0	72.0	56.0	58.0	60.5	66.5	65.5	64.5	67.0	64.0	65.0	65.0	769.0	64.1	12	
12	62.0	66.0	64.0	73.0	63.0	68.0	67.5	60.5	63.0	63.0	63.5	65.0	778.5	64.9	12	
13	64.0	63.5	61.0	60.5	66.5	59.5	57.0	64.5	61.0	64.0	64.0	63.5	749.0	62.4	12	
14	63.0	62.0	59.5	66.0	59.0	56.0	64.0	59.5	65.0	60.0	67.0	65.0	746.0	62.2	12	
15	57.0	61.0	65.5	68.0	62.5	66.5	52.5	54.5	55.0	61.0	65.5	66.0	735.0	61.2	12	
16	60.5	55.0	61.5	54.0	66.5	66.0	62.0	66.0	57.0	56.0	53.5	57.5	715.5	59.6	12	
17	55.0	55.0	68.0	61.5	57.5	54.0	56.0	54.5	65.0	54.0	62.5	63.5	706.5	58.9	12	
18	70.5	62.0	62.0	66.5	55.0	67.0	53.5	72.0	58.0	64.0	72.0	79.0	781.5	65.1	12	
19	71.5	71.0	68.0	69.5	69.0	70.0	72.0	81.0	75.5	79.5	80.5	84.5	892.0	74.3	12	
20	75.5	73.0	74.0	72.5	73.0	64.5	65.0	71.5	67.5	73.5	68.0	74.5	852.5	71.0	12	
21	76.0	70.5	66.5	56.0	64.5	64.0	64.0	62.5	69.0	68.5	72.5	74.0	808.0	67.3	12	
22	66.0	67.0	65.0	73.0	71.5	74.0	72.0	64.5	60.0	65.5	74.5	72.5	825.5	68.8	12	
23	65.0	63.0	66.5	60.5	62.0	63.0	70.5	61.0	69.5	59.0	65.0	77.0	782.0	65.2	12	
24	70.5	70.0	71.0	73.5	71.5	61.0	68.0	63.5	64.0	70.0	72.5	69.0	824.5	68.7	12	
25	68.5	68.0	70.5	81.0	70.5	69.5	64.5	70.0	65.0	66.5	72.0	76.0	842.0	70.2	12	
26	80.0	79.0	75.5	83.0	77.0	71.5	77.0	75.5	73.0	72.0	73.5	72.0	909.0	75.7	12	
27	73.0	71.0	68.5	71.5	70.5	70.5	77.5	67.5	65.5	73.0	67.0	69.5	845.0	70.4	12	
28	58.0	61.0	62.5	63.0	64.5	73.5	76.5	74.5	69.0	72.0	71.0	71.0	816.5	68.0	12	
29	74.5	61.0	61.0	74.5	74.0	71.0	66.0	68.0	68.0	59.5	63.0	60.0	800.5	66.7	12	
30	56.0	52.0	48.0	56.0	47.5	55.0	59.0	50.0	60.5	53.5	58.0	54.0	655.5	54.6	12	
31	48.0	47.5	50.0	49.0	46.0	50.0	45.5	49.5	57.5	39.5	45.0	54.0	581.5	48.5	12	
SUM	2002.0	2005.0	1984.5	1989.0	1997.5	1972.0	1992.5	1958.5	1979.0	1953.5	2041.0	2046.5	23921.0	1993.0	31	64.3
MEAN	64.6	64.7	64.0	64.2	64.4	63.6	64.3	63.2	63.8	63.0	65.8	66.0	771.6		31	64.3
ALL														1993.0	31	64.3

TABLE 221

FREDERICKSBURG NOVEMBER 1967
PRESSURE CORRECTED IONIZATION IN UNITS OF 0.1 PER CENT, +100, GMT

D	0-2	2-4	4-6	6-8	8-10	10-12	12-14	14-16	16-18	18-20	20-22	22-24	SUM	MEAN	B	MEAN
1	50.0	52.0	54.5	39.0	50.0	46.0	51.5	55.0	57.5	64.5	55.5	62.5	638.0	53.2	12	
2	57.5	62.0	61.0	50.0	58.5	55.5	68.0	56.0	53.5	61.5	50.0	59.5	693.0	57.7	12	
3	69.5	60.0	71.0	63.0	61.5	66.0	58.0	61.5	61.5	65.0	62.0	59.5	758.5	63.2	12	
4	63.5	56.5	68.0	59.5	59.0	64.5	71.0	63.5	74.0	66.0	65.5	63.0	774.0	64.5	12	
5	70.5	75.0	71.0	68.0	68.0	75.0	66.0	67.5	67.5	81.5	73.5	69.5	853.0	71.1	12	
6	70.5	71.5	84.5	80.0	78.0	74.0	67.0	82.0	81.0	80.0	78.5	81.0	928.0	77.3	12	
7	74.0	82.0	86.0	88.0	75.0	76.0	78.0	77.5	91.5	85.5	90.0	87.0	990.5	82.5	12	
8	89.0	86.0	84.0	78.0	72.0	71.0	74.0	80.5	78.5	76.5	78.0	77.0	944.5	78.7	12	
9	82.0	76.5	67.5	74.0	74.0	71.0	64.0	75.0	64.0	75.0	72.5	62.5	864.0	72.0	12	
10	69.0	59.0	62.5	74.5	66.0	68.5	63.5	64.0	65.0	64.5	77.0	70.5	804.0	67.0	12	
11	66.5	65.5	66.5	71.0	60.0	63.0	64.5	73.0	66.0	68.0	61.0	56.5	781.5	65.1	12	
12	65.0	77.5	62.0	66.0	71.0	65.0	59.0	73.0	78.0	71.0	69.5	73.0	830.0	69.2	12	
13	73.0	66.5	70.5	71.0	66.5	73.5	76.5	73.5	69.0	76.0	69.0	68.0	853.0	71.1	12	
14	70.5	82.5	89.0	83.0	81.0	75.5	74.5	81.0	70.0	85.5	72.5	82.0	947.0	78.9	12	
15	77.0	82.0	81.0	73.5	74.0	82.5	81.5	82.0	89.0	79.0	79.0	89.5	970.0	80.8	12	
16	88.5	88.5	86.0	90.0	85.0	63.0	76.0	73.0	72.0	74.5	72.0	79.0	947.5	79.0	12	
17	73.0	72.0	75.0	74.5	69.0	77.0	79.0	69.5	68.0	60.5	71.5	77.5	866.5	72.2	12	
18	76.5	72.0	85.5	68.5	69.0	67.5	75.0	74.0	74.5	78.0	77.0	83.5	901.0	75.1	12	
19	81.5	86.5	79.5	87.0	77.0	83.0	74.0	77.0	78.0	79.0	81.0	78.5	962.0	80.2	12	
20	71.5	81.5	81.0	78.0	80.0	83.5	79.5	71.5	84.5	78.5	79.0	82.5	951.0	79.2	12	
21	79.5	80.0	81.0	84.0	81.0	76.5	77.0	77.5	85.5	77.5	80.0	76.0	955.5	79.6	12	
22	87.5	80.0	72.5	72.5	73.0	75.0	69.0	75.5	76.0	68.5	63.0	78.0	890.5	74.2	12	
23	69.5	75.0	72.5	71.0	71.5	72.0	82.0	72.5	77.0	70.0	78.0	72.0	883.0	73.6	12	
24	68.0	78.5	72.0	76.0	67.0	65.0	73.0	63.0	55.0	69.5	67.5	63.0	817.5	68.1	12	
25	69.5	67.0	64.0	69.0	71.0	62.5	70.0	68.0	65.0	68.0	58.5	60.5	793.0	66.1	12	
26	62.5	61.5	63.0	64.0	61.0	67.0	59.0	75.0	60.0	63.5	58.0	63.0	757.5	63.1	12	
27	63.0	72.0	66.5	61.5	57.0	73.5	73.0	66.0	64.0	63.5	60.0	71.0	791.0	65.9	12	
28	68.5	70.0	63.0	73.0	79.5	70.0	75.5	73.5	77.5	78.5	80.0	68.5	877.5	73.1	12	
29	77.5	73.0	72.0	73.0	74.0	75.5	75.0	71.0	67.0	75.5	71.5	75.0	880.0	73.3	12	
30	70.0	71.0	66.5	76.0	66.0	60.0	69.0	75.5	65.0	60.0	69.5	67.0	815.5	68.0	12	
SUM	2154.0	2183.0	2179.0	2156.5	2095.5	2098.0	2123.0	2147.5	2135.0	2164.5	2120.0	2162.0	25718.0	2143.0	30	71.4
MEAN	71.8	72.8	72.6	71.9	69.8	69.9	70.8	71.6	71.2	72.1	70.7	72.1	857.3		30	71.4
ALL														2143.0	30	71.4

TABLE 222

FREDERICKSBURG DECEMBER 1967
PRESSURE CORRECTED IONIZATION IN UNITS OF 0.1 PER CENT, +100, GMT

D	0-2	2-4	4-6	6-8	8-10	10-12	12-14	14-16	16-18	18-20	20-22	22-24	SUM	MEAN	B	MEAN
1	65.5	69.5	82.0	66.0	69.0	68.5	63.5	63.0	60.0	61.0	69.5	56.0	793.5	66.1	12	
2	59.0	58.5	70.0	59.0	59.5	63.0	60.5	58.0	68.0	69.5	73.5	67.0	765.5	63.8	12	
3	65.0	52.5	61.5	66.0	69.5	68.0	66.0	67.0	72.5	77.0	74.5	68.0	807.5	67.3	12	
4	70.0	66.5	66.5	60.5	77.0	71.5	68.0	72.0	62.5	68.0	70.0	75.0	827.5	69.0	12	
5	66.0	60.5	60.0	56.5	55.0	54.5	58.5	62.0	61.5	70.5	60.0	76.5	741.5	61.8	12	
6	58.0	62.0	62.0	63.0	60.5	65.5	65.5	61.0	65.5	68.0	69.5	70.0	770.5	64.2	12	
7	69.0	66.5	72.5	68.0	67.0	66.5	68.0	63.0	62.0	80.0	75.0	64.0	821.5	68.5	12	
8	62.5	65.0	69.5	69.5	64.0	69.0	67.5	77.0	82.5	78.0	76.5	71.5	852.5	71.0	12	
9	72.5	75.0	63.5	75.0	68.0	76.5	73.0	74.0	69.0	75.5	80.0	71.5	873.5	72.8	12	
10	74.0	76.5	74.5	74.0	69.5	73.5	77.5	70.5	77.0	76.5	78.0	65.0	886.5	73.9	12	
11	65.5	64.0	77.5	68.0	60.5	61.0	74.0	68.5	76.0	69.0	69.0	65.0	818.0	68.2	12	
12	64.0	62.5	74.0	67.5	67.0	67.5	67.5	78.0	73.0	75.0	71.5	75.0	842.5	70.2	12	
13	67.5	60.5	64.0	67.0	63.0	58.0	65.5	66.0	62.0	65.0	72.0	66.0	776.5	64.7	12	
14	67.0	68.0	67.5	63.0	59.5	68.0	68.5	62.5	69.5	78.0	68.0	75.0	814.5	67.9	12	
15	72.0	80.5	74.0	74.5	74.0	72.0	82.0	79.0	96.0	77.5	92.0	89.5	963.0	80.2	12	
16	79.5	82.0	80.0	70.5	80.0	78.0	78.5	84.0	78.0	85.0	79.5	73.0	948.0	79.0	12	
17	70.5	72.5	76.0	80.5	82.5	67.0	71.0	73.5	75.5	71.0	69.5	65.5	875.0	72.9	12	
18	72.5	61.0	69.0	71.0	69.0	70.0	66.0	57.0	64.0	73.0	53.0	59.5	785.0	65.4	12	
19	68.0	55.5	52.0	57.5	51.0	56.5	61.0	59.0	59.0	62.0	62.0	61.0	704.5	58.7	12	
20	58.0	53.0	65.5	60.0	58.0	59.0	58.0	66.0	65.0	61.5	61.5	70.0	735.5	61.3	12	
21	62.0	53.0	55.0	60.5	53.0	58.5	64.5	64.0	59.0	64.0	62.5	58.0	714.0	59.5	12	
22	61.5	57.0	59.5	61.5	60.0	55.5	57.0	58.5	59.5	62.5	67.0	64.5	724.0	60.3	12	
23	72.0	72.0	77.5	72.0	65.5	73.0	74.0	77.0	86.5	79.0	83.0	89.0	920.5	76.7	12	
24	85.0	85.5	73.0	84.0	80.0	75.0	71.0	79.0	76.5	81.5	87.0	83.0	960.5	80.0	12	
25	77.5	86.5	77.5	81.0	76.0	74.0	79.0	81.0	76.0	82.0	77.0	79.0	946.5	78.9	12	
26	80.5	88.0	67.5	78.0	69.0	88.5	80.0	84.5	78.0	79.0	83.0	84.0	960.0	80.0	12	
27	75.0	78.0	86.0	80.5	77.5	85.0	75.5	79.0	81.0	85.5	88.0	80.5	971.5	81.0	12	
28	78.0	77.0	78.5	82.0	72.5	70.0	74.5	81.0	71.5	62.5	73.0	74.5	895.0	74.6	12	
29	77.5	73.0	81.0	73.5	71.0	72.5	79.5	86.0	82.5	88.0	80.5	84.0	949.0	79.1	12	
30	82.5	72.0	74.0	66.0	69.5	78.0	73.5	69.0	80.0	71.0	77.0	72.5	885.0	73.7	12	
31	78.0	77.5	71.0	73.0	70.5	73.0	74.5	74.0	71.5	71.0	68.0	57.5	859.5	71.6	12	
SUM	2175.5	2131.5	2182.0	2149.0	2088.0	2136.5	2163.0	2194.0	2220.5	2267.0	2270.5	2210.5	26188.0	2182.3	31	70.4
MEAN	70.2	68.8	70.4	69.3	67.4	68.9	69.8	70.8	71.6	73.1	73.2	71.3	844.8		31	70.4
ALL														2182.3	31	70.4

FREDERICKSBURG JANUARY 1968

TABLE 223 PRESSURE CORRECTED IONIZATION IN UNITS OF 0.1 PER CENT, +100, GMT

D	0-2	2-4	4-6	6-8	8-10	10-12	12-14	14-16	16-18	18-20	20-22	22-24	SUM	MEAN	B	MEAN
1	69.0	65.5	74.0	76.5	75.0	77.0	76.0	69.5	72.5	70.0	73.5	80.5	879.0	73.2	12	
2	70.0	74.0	77.5	68.0	72.5	70.0	74.0	76.0	72.0	66.0	70.5	70.5	861.0	71.7	12	
3	70.0	62.0	64.0	64.0	59.5	66.5	61.5	66.0	74.0	67.0	67.5	67.0	789.0	65.7	12	
4	65.0	67.0	68.0	62.5	62.0	71.5	77.0	75.0	75.5	75.0	80.0	83.0	861.5	71.8	12	
5	75.0	87.0	77.5	75.5	79.5	74.0	77.0	74.0	82.5	80.0	83.5	76.0	941.5	78.5	12	
6	81.0	77.0	78.0	69.5	68.5	67.0	81.0	71.0	71.5	84.0	82.0	64.0	894.5	74.5	12	
7	67.0	61.5	73.0	64.0	69.5	77.5	79.0	86.0	84.0	82.0	72.5	87.5	903.5	75.3	12	
8	86.0	76.0	84.0	73.0	78.0	74.0	78.5	86.0	77.0	83.0	81.0	79.0	955.5	79.6	12	
9	83.0	73.0	76.0	77.0	77.0	71.0	77.5	80.0	75.0	71.5	73.0	77.0	911.0	75.9	12	
10	68.0	74.0	74.5	73.5	65.5	75.0	78.5	77.0	76.0	82.0	76.5	80.5	901.0	75.1	12	
11	68.5	76.5	83.0	84.0	76.0	77.0	76.5	85.5	85.5	71.0	87.0	73.0	943.5	78.6	12	
12	76.0	79.0	75.0	60.5	75.5	75.0	75.0	77.0	69.0	75.5	68.0	69.0	874.5	72.9	12	
13	68.0	68.0	75.0	75.0	81.0	74.5	74.0	74.0	74.5	75.0	72.0	69.0	880.0	73.3	12	
14	67.0	70.5	68.5	74.5	71.0	82.0	84.5	78.5	84.0	82.0	86.0	81.5	930.0	77.5	12	
15	81.0	75.0	86.0	88.0	93.0	92.0	95.0	86.0	88.0	87.5	91.5	92.5	1055.5	88.0	12	
16	88.5	89.5	82.0	91.0	81.5	86.5	84.5	88.5	90.5	83.0	80.0	81.5	1027.0	85.6	12	
17	87.0	86.0	77.5	83.5	82.0	82.5	75.5	82.0	88.5	84.5	78.0	77.5	984.5	82.0	12	
18	76.0	78.0	70.0	75.0	75.0	70.0	65.5	69.0	76.0	75.5	73.5	78.0	881.5	73.5	12	
19	73.0	75.5	70.5	65.0	74.0	72.5	70.5	84.5	81.0	75.0	81.0	80.5	903.0	75.2	12	
20	77.5	77.0	81.0	78.5	75.0	80.5	80.5	76.5	79.0	78.5	77.0	79.0	940.0	78.3	12	
21	76.0	79.5	63.0	70.0	78.0	68.0	69.0	79.0	74.5	75.5	73.0	77.5	883.0	73.6	12	
22	74.5	72.0	78.0	75.0	76.5	77.0	72.5	73.0	85.5	80.0	86.0	83.0	933.0	77.7	12	
23	79.5	82.0	81.0	71.5	82.5	82.5	77.5	75.0	76.0	82.5	86.0	83.0	959.0	79.9	12	
24	90.0	75.5	78.0	78.0	80.0	74.0	78.5	71.5	88.5	84.5	75.5	80.0	954.0	79.5	12	
25	79.0	77.0	73.5	72.0	71.5	74.0	78.5	78.5	74.5	73.0	70.5	72.5	894.5	74.5	12	
26	62.5	68.5	66.0	64.0	57.0	55.0	56.5	67.0	74.0	69.0	64.0	62.0	765.5	63.8	12	
27	67.0	57.0	52.0	41.5	55.0	52.0	57.0	48.0	57.0	51.0	56.5	55.0	649.0	54.1	12	
28	49.0	59.0	61.5	61.0	49.0	59.0	58.0	58.0	67.0	59.5	64.5	61.5	707.0	58.9	12	
29	60.5	61.0	62.5	55.0	52.5	56.0	64.0	68.0	64.0	65.0	71.0	66.0	745.5	62.1	12	
30	63.0	62.0	73.0	58.0	64.5	70.5	64.5	67.0	68.0	70.0	68.0	82.5	811.0	67.6	12	
31	75.0	65.0	62.5	73.5	72.0	54.5	66.0	67.0	68.0	68.5	59.0	70.0	801.0	66.7	12	
SUM	2272.5	2250.5	2266.0	2198.0	2229.5	2238.5	2283.5	2314.0	2373.0	2326.5	2328.0	2339.5	27419.5	2284.6	31	73.7
MEAN	73.3	72.6	73.1	70.9	71.9	72.2	73.7	74.6	76.5	75.0	75.1	75.5	884.4		31	73.7
ALL														2284.6	31	73.7

FREDERICKSBURG FEBRUARY 1968

TABLE 224 PRESSURE CORRECTED IONIZATION IN UNITS OF 0.1 PER CENT, +100, GMT

D	0-2	2-4	4-6	6-8	8-10	10-12	12-14	14-16	16-18	18-20	20-22	22-24	SUM	MEAN	B	MEAN
1	69.0	73.0	62.0	66.0	68.5	68.0	71.5	68.5	65.0	66.5	61.0	64.0	803.0	66.9	12	
2	60.0	58.0	57.0	54.0	61.0	74.0	60.0	63.0	60.0	63.5	56.5	62.5	729.5	60.8	12	
3	67.5	75.0	82.0	75.0	90.5	79.0	79.5	67.5	65.5	73.5	62.0	69.0	886.0	73.8	12	
4	60.0	70.0	79.5	76.0	66.0	62.5	61.5	62.5	73.0	67.5	68.5	70.0	817.0	68.1	12	
5	69.0	65.0	69.0	81.5	74.0	74.5	63.0	65.0	63.0	60.0	78.0	72.0	834.0	69.5	12	
6	76.5	82.5	75.0	75.0	77.5	74.0	67.0	69.5	66.5	70.0	69.5	81.5	884.5	73.7	12	
7	76.5	82.0	81.0	85.0	83.5	68.0	65.0	68.5	81.5	76.5	82.0	77.0	926.5	77.2	12	
8	83.5	82.5	74.0	86.5	79.5	88.0	84.0	81.5	84.0	93.5	79.0	82.5	998.5	83.2	12	
9	83.5	83.5	81.0	82.5	85.0	85.5	88.0	91.0	84.0	95.0	83.5	83.0	1025.5	85.5	12	
10	86.0	85.0	90.0	96.0	87.5	98.0	102.0	95.5	104.5	93.0	95.5	90.0	1123.0	93.6	12	
11	97.0	90.0	94.0	95.0	89.5	86.5	78.5	85.0	82.0	92.0	83.5	80.0	1053.0	87.7	12	
12	80.5	83.0	80.5	84.5	83.0	79.0	80.5	76.0	78.0	0.0	0.0	0.0	725.0	80.6	9	
13																
14	0.0	0.0	0.0	0.0	0.0	0.0	0.0	0.0	0.0	91.5	86.5	86.5	264.5	88.2	3	
15	77.0	86.5	71.0	77.0	67.0	78.0	0.0	0.0	81.5	93.0	91.5	100.5	823.0	82.3	10	
16	87.0	89.5	81.0	79.0	84.5	84.5	88.0	81.0	96.0	93.5	93.0	84.5	1041.5	86.8	12	
17	94.0	92.5	80.5	79.0	76.0	85.0	90.0	85.5	88.5	0.0	95.0	92.0	958.0	87.1	11	
18	86.5	88.5	97.5	91.0	0.0	0.0	0.0	92.5	98.5	95.0	0.0	90.0	739.5	92.4	8	
19	83.0	87.0	89.0	87.0	88.5	87.5	85.0	90.0	92.5	88.5	87.0	83.0	1048.0	87.3	12	
20	91.5	96.0	86.5	83.0	89.0	88.0	92.5	84.0	87.5	101.0	83.5	94.5	1077.0	89.7	12	
21	94.0	93.0	96.5	91.5	92.0	98.0	84.5	102.0	82.5	91.0	93.0	95.0	1113.0	92.7	12	
22	93.5	86.0	91.0	84.0	90.5	97.5	91.5	94.0	95.5	93.0	93.5	90.0	1100.0	91.7	12	
23	84.5	81.5	83.0	81.5	70.0	72.5	75.0	87.0	83.0	83.5	81.0	86.0	968.5	80.7	12	
24	77.5	82.5	81.0	79.5	78.0	83.0	68.5	84.0	87.5	96.0	89.5	83.0	990.0	82.5	12	
25	85.5	85.0	82.5	88.5	84.0	76.0	85.0	84.0	84.5	95.5	91.0	95.0	1036.5	86.4	12	
26	96.5	91.0	90.0	79.5	79.0	80.0	85.5	83.0	83.5	88.5	84.0	85.5	1026.0	85.5	12	
27	90.0	92.0	77.0	85.5	81.5	86.5	91.5	85.5	91.0	101.0	86.5	91.0	1059.0	88.2	12	
28	87.0	84.5	90.0	89.0	90.5	87.0	96.0	96.0	90.5	86.0	90.0	85.0	1071.5	89.3	12	
29	91.0	78.5	85.5	78.5	83.5	82.0	81.5	86.0	86.0	85.0	85.0	90.0	1012.5	84.4	12	
SUM	1889.5	1893.0	1877.5	1879.0	1873.5	1880.5	1844.5	1874.0	1889.0	1953.5	1876.0	1894.0	22624.0	1885.2	23	82.0
MEAN	82.2	82.3	81.6	81.7	81.5	81.8	80.2	81.5	82.1	84.9	81.6	82.3	983.7		23	82.0
ALL														2315.8	28	82.7

TABLE 225

FREDERICKSBURG MARCH 1968

PRESSURE CORRECTED IONIZATION IN UNITS OF 0.1 PER CENT, +100, GMT

D	0-2	2-4	4-6	6-8	8-10	10-12	12-14	14-16	16-18	18-20	20-22	22-24	SUM	MEAN	B	MEAN
1	89.0	93.5	89.0	81.0	87.0	83.5	86.5	82.0	96.5	99.5	82.5	89.0	1059.0	88.2	12	
2	80.0	82.0	86.5	85.0	86.0	76.0	83.0	82.0	90.0	86.0	81.5	80.5	998.5	83.2	12	
3	74.0	79.0	82.5	84.0	83.0	87.0	94.5	91.0	95.5	89.5	96.5	93.5	1050.0	87.5	12	
4	86.0	81.0	80.5	90.0	85.0	85.5	83.0	75.0	78.0	85.5	88.0	83.0	1000.5	83.4	12	
5	80.5	83.0	78.5	77.0	80.0	87.5	73.0	82.5	80.0	86.0	75.5	78.0	961.5	80.1	12	
6	77.5	82.0	74.0	80.5	79.0	80.5	80.5	79.0	77.5	79.0	92.5	79.0	961.0	80.1	12	
7	78.0	79.0	87.0	84.5	76.0	85.0	95.5	87.5	88.0	80.0	74.5	79.5	994.5	82.9	12	
8	74.0	72.0	89.0	78.5	68.5	79.5	74.0	72.0	70.5	73.5	79.0	76.5	907.0	75.6	12	
9	77.0	73.5	74.0	64.0	81.0	67.0	71.0	74.5	76.5	69.5	69.0	74.0	871.0	72.6	12	
10	76.0	74.0	78.5	78.0	68.0	79.0	74.0	76.5	77.0	73.0	68.0	76.0	898.0	74.8	12	
11	69.0	67.5	74.0	73.0	71.0	73.0	73.0	67.0	70.0	74.0	69.5	68.5	849.5	70.8	12	
12	66.0	72.5	63.0	64.0	65.0	70.5	68.0	75.0	70.0	65.0	64.5	56.5	800.0	66.7	12	
13	63.5	56.0	63.5	71.5	65.0	70.0	73.5	84.5	81.5	93.0	83.0	79.0	884.0	73.7	12	
14	81.5	84.0	81.0	82.5	87.0	80.5	74.0	76.5	80.0	75.0	79.0	77.0	958.0	79.8	12	
15	68.0	69.0	58.0	62.0	69.0	68.0	70.0	0.0	0.0	76.0	82.0	82.0	704.0	70.4	10	
16	74.0	74.5	73.0	72.0	69.0	70.0	81.0	79.0	74.0	74.0	80.5	75.5	896.5	74.7	12	
17	80.0	71.0	71.5	76.5	74.5	76.0	76.5	85.5	74.0	78.5	85.0	77.0	926.0	77.2	12	
18	84.5	80.0	73.5	79.0	61.5	71.0	73.5	75.5	77.5	81.0	85.5	75.5	918.0	76.5	12	
19	79.5	63.0	64.5	74.0	63.0	74.0	73.0	67.0	74.5	79.0	0.0	0.0	711.5	71.1	10	
20																
21	59.5	70.0	65.0	63.0	57.0	65.5	64.0	59.5	60.5	66.0	66.5	72.5	769.0	64.1	12	
22	58.0	59.0	68.5	67.0	56.5	58.5	56.0	63.0	59.5	64.0	63.5	66.0	739.5	61.6	12	
23	66.0	66.0	68.5	58.0	62.0	69.0	80.5	74.5	78.5	75.0	90.0	79.0	867.0	72.2	12	
24	90.0	84.0	86.5	93.5	86.0	82.5	86.0	80.0	81.5	88.5	83.0	80.0	1021.5	85.1	12	
25	86.0	69.5	73.5	76.0	70.0	71.5	73.0	76.5	71.0	74.0	70.5	73.0	884.5	73.7	12	
26	73.0	81.5	73.5	67.0	71.0	70.5	70.0	76.0	73.5	75.0	64.0	68.5	863.5	72.0	12	
27	68.5	71.0	77.5	72.0	76.5	74.0	77.5	69.0	70.5	69.5	69.0	68.5	863.5	72.0	12	
28	68.0	74.0	64.0	69.5	74.0	70.0	70.5	66.5	73.5	65.0	74.0	83.0	852.0	71.0	12	
29	67.0	74.5	75.5	67.0	73.5	76.0	76.0	69.0	82.0	79.0	70.0	74.0	883.5	73.6	12	
30	72.5	79.0	83.0	80.0	79.0	78.5	74.5	74.5	70.0	79.5	81.5	79.0	931.0	77.6	12	
31	77.5	74.5	74.0	79.5	76.0	71.0	70.0	71.5	72.5	79.0	75.0	73.5	894.0	74.5	12	
SUM	2096.5	2107.5	2128.5	2113.5	2068.0	2108.5	2132.5	2125.0	2149.5	2176.5	2161.0	2135.0	25502.0	2125.2	28	75.9
MEAN	74.9	75.3	76.0	75.5	73.9	75.3	76.2	75.9	76.8	77.7	77.2	76.2	910.9		28	75.9
ALL														2266.7	30	75.6

FREDERICKSBURG APRIL 1968

TABLE 226 PRESSURE CORRECTED IONIZATION IN UNITS OF 0.1 PER CENT, +100, GMT

D	0-2	2-4	4-6	6-8	8-10	10-12	12-14	14-16	16-18	18-20	20-22	22-24	SUM	MEAN	B	MEAN
1	72.0	62.5	79.5	85.5	76.0	81.0	85.0	84.0	81.5	77.5	76.5	77.0	938.0	78.2	12	
2	67.5	78.5	79.5	91.5	74.5	75.0	81.0	84.0	82.0	78.0	83.0	77.0	951.5	79.3	12	
3	69.5	63.0	81.0	76.0	75.5	80.0	73.5	72.0	77.0	74.0	84.0	77.5	903.0	75.2	12	
4	72.0	64.0	68.5	63.0	73.0	69.5	61.5	72.0	69.0	73.0	64.0	66.5	816.0	68.0	12	
5	67.0	67.0	66.0	69.0	68.5	70.5	70.0	66.5	69.0	77.0	80.5	64.0	835.0	69.6	12	
6	73.5	70.0	67.5	75.5	69.0	66.5	68.0	79.0	73.0	71.0	76.0	72.0	861.0	71.7	12	
7	72.0	66.5	69.0	63.5	64.0	63.5	64.0	70.0	71.5	76.0	63.0	67.0	810.0	67.5	12	
8	62.5	53.0	55.5	61.5	61.0	63.0	62.5	59.0	65.0	63.0	61.5	55.0	722.5	60.2	12	
9	63.0	56.0	55.5	61.5	54.0	65.5	69.5	68.0	69.5	63.0	61.5	72.5	759.5	63.3	12	
10	70.5	67.0	65.5	65.5	75.0	69.0	74.5	73.0	73.5	81.5	68.0	67.5	850.5	70.9	12	
11	75.5	71.0	76.0	73.5	76.0	75.0	80.0	78.0	91.0	78.5	84.0	82.0	940.5	78.4	12	
12	69.5	79.5	63.5	71.5	66.0	72.0	74.0	62.5	71.0	73.0	73.0	68.0	843.5	70.3	12	
13	72.5	67.0	72.0	64.0	62.0	68.5	68.5	72.0	62.0	72.0	63.0	67.0	810.5	67.5	12	
14	72.5	66.5	69.0	63.5	68.0	64.0	62.0	68.5	72.0	70.5	78.0	66.0	820.5	68.4	12	
15	69.5	70.5	70.0	75.0	75.0	64.5	70.0	80.0	74.5	74.0	89.0	81.5	893.5	74.5	12	
16	79.0	78.5	82.0	80.0	74.5	71.0	76.0	74.5	79.5	75.0	83.0	72.5	925.5	77.1	12	
17	73.0	72.0	76.0	75.5	71.0	67.0	69.5	79.0	80.5	81.0	75.0	75.5	895.0	74.6	12	
18	77.0	70.0	82.5	70.5	77.0	71.0	76.0	76.0	78.5	80.0	77.5	74.0	910.0	75.8	12	
19	67.0	81.5	78.0	67.5	71.0	73.5	68.5	76.5	76.0	71.0	71.5	79.0	881.0	73.4	12	
20	75.5	76.5	76.0	78.0	73.0	70.0	73.5	73.5	73.5	68.0	77.5	80.5	895.5	74.6	12	
21	77.5	64.5	60.0	71.0	77.0	72.5	70.0	67.5	77.5	79.5	71.0	80.5	868.5	72.4	12	
22	71.0	74.0	75.5	75.5	74.0	73.0	73.0	82.0	73.0	76.0	71.0	67.5	885.5	73.8	12	
23	75.0	74.5	83.0	80.0	74.0	80.5	68.0	68.5	73.5	72.5	79.0	78.0	906.5	75.5	12	
24	72.5	83.0	79.0	72.5	74.0	72.0	62.0	76.5	74.0	73.5	76.0	81.0	896.0	74.7	12	
25	74.5	81.0	80.0	78.5	64.0	73.5	68.5	73.0	79.0	71.0	90.0	72.0	905.0	75.4	12	
26	88.5	74.5	83.5	71.0	81.0	71.0	73.0	78.5	69.0	80.5	75.5	79.0	925.0	77.1	12	
27	80.0	70.5	78.0	68.0	77.0	68.0	69.5	75.0	74.0	74.0	76.5	77.0	887.5	74.0	12	
28	81.0	75.5	67.5	75.0	70.5	69.5	67.5	65.0	76.0	77.0	76.5	79.0	880.0	73.3	12	
29	77.0	79.5	77.5	80.5	72.0	77.0	74.0	75.5	76.5	82.5	77.0	79.5	928.5	77.4	12	
30	76.5	84.0	80.5	68.0	76.0	79.5	78.0	82.0	77.5	83.0	83.5	92.0	960.5	80.0	12	
SUM	2194.0	2141.5	2197.0	2171.5	2143.5	2136.5	2131.0	2211.5	2239.5	2246.5	2265.5	2227.5	26305.5	2192.1	30	73.1
MEAN	73.1	71.4	73.2	72.4	71.4	71.2	71.0	73.7	74.6	74.9	75.5	74.2	876.6		30	73.0
ALL														2192.1	30	73.1

TABLE 227

FREDERICKSBURG MAY 1968

PRESSURE CORRECTED IONIZATION IN UNITS OF 0.1 PER CENT, +100, GMT

D	0-2	2-4	4-6	6-8	8-10	10-12	12-14	14-16	16-18	18-20	20-22	22-24	SUM	MEAN	B	MEAN
1	76.0	80.0	75.5	71.5	70.5	82.5	75.0	76.0	80.0	78.5	69.5	83.0	918.0	76.5	12	
2	74.5	76.5	77.0	79.0	79.0	78.5	73.5	90.0	78.5	85.0	80.0	74.0	945.5	78.8	12	
3	68.0	63.0	65.0	70.0	67.0	67.5	58.5	74.0	78.0	71.0	71.0	71.5	824.5	68.7	12	
4	74.0	68.5	65.0	74.0	75.0	76.5	75.0	76.5	81.0	74.0	78.5	72.0	890.0	74.2	12	
5	73.5	74.0	75.5	76.0	75.0	73.0	70.5	69.5	79.0	75.5	75.0	77.0	893.5	74.5	12	
6	82.0	81.5	82.0	76.0	74.5	78.5	70.0	74.5	73.5	74.5	73.5	66.5	907.0	75.6	12	
7	74.5	72.0	76.5	79.0	72.0	73.5	68.5	75.5	72.0	68.5	71.5	71.0	874.5	72.9	12	
8	67.0	62.5	65.0	60.0	70.0	60.0	67.0	70.5	75.5	71.0	76.0	74.0	818.5	68.2	12	
9	64.5	62.0	64.0	67.5	74.5	72.0	73.5	78.5	72.0	71.0	69.0	60.0	828.5	69.0	12	
10	64.5	69.5	76.5	76.0	73.0	80.0	0.0	0.0	0.0	0.0	0.0	0.0	439.5	73.2	6	
11																
12																
13	0.0	0.0	0.0	0.0	0.0	0.0	0.0	0.0	66.5	66.0	65.0	73.0	270.5	67.6	4	
14	75.5	63.0	62.5	62.0	60.0	56.5	57.0	68.0	64.5	62.0	69.5	68.5	769.0	64.1	12	
15	55.0	54.5	49.5	58.5	62.0	60.0	63.0	67.0	65.5	64.0	69.0	60.5	738.5	61.5	12	
16	62.0	60.0	63.0	60.5	55.0	57.5	64.5	66.0	62.0	62.0	72.5	65.0	750.0	62.5	12	
17	66.0	65.0	60.0	62.0	65.0	60.0	62.5	68.5	62.5	65.0	70.0	68.5	775.0	64.6	12	
18	72.0	66.0	67.0	67.0	61.0	58.0	62.5	68.5	58.5	67.5	65.5	67.5	781.0	65.1	12	
19	58.5	67.5	63.0	60.0	67.0	67.0	57.0	66.0	67.5	69.0	80.0	74.5	797.0	66.4	12	
20	70.0	66.0	69.0	75.5	80.0	78.0	71.5	68.0	77.5	79.0	66.0	73.0	873.5	72.8	12	
21	74.0	79.5	78.0	72.5	71.0	66.5	63.5	67.5	66.0	73.0	73.5	64.5	849.5	70.8	12	
22	72.0	77.5	79.0	72.5	73.0	61.0	64.5	75.0	69.0	75.5	65.5	65.0	849.5	70.8	12	
23	72.5	75.5	64.0	74.5	63.0	65.0	63.0	70.0	58.0	72.5	61.5	56.0	795.5	66.3	12	
24	61.0	57.5	65.5	54.5	55.0	60.0	55.5	60.5	60.5	65.0	57.0	58.5	710.5	59.2	12	
25	56.0	67.5	62.0	60.5	57.0	65.0	63.5	61.5	63.0	67.0	65.5	65.0	753.5	62.8	12	
26	63.0	69.0	58.0	70.0	64.5	61.5	68.5	67.5	70.0	67.5	67.0	68.0	794.5	66.2	12	
27	73.5	63.0	68.0	62.0	75.0	73.5	71.0	73.0	71.0	63.5	64.5	70.0	828.0	69.0	12	
28	77.5	77.5	70.5	73.0	70.5	67.0	59.0	70.0	69.5	68.0	65.5	63.0	831.0	69.2	12	
29	75.0	70.5	69.0	73.5	70.0	75.0	69.0	68.5	84.5	68.5	64.5	66.0	854.0	71.2	12	
30	64.0	69.0	63.0	64.5	62.0	73.5	67.5	70.5	68.0	67.5	74.5	65.5	809.5	67.5	12	
31	76.0	66.5	55.0	70.5	67.5	73.0	59.0	63.0	67.0	71.5	65.5	69.5	814.0	67.8	12	
SUM	1877.5	1865.0	1821.5	1846.5	1836.0	1840.0	1773.5	1904.0	1894.0	1897.0	1881.0	1837.5	22273.5	1856.2	27	68.7
MEAN	69.5	69.1	67.5	68.4	68.0	68.1	65.7	70.5	70.1	70.3	69.7	68.1	825.0		27	68.7
ALL														1997.0	29	68.9

TABLE 228

FREDERICKSBURG JUNE 1968

PRESSURE CORRECTED IONIZATION IN UNITS OF 0.1 PER CENT, +100, GMT

D	0-2	2-4	4-6	6-8	8-10	10-12	12-14	14-16	16-18	18-20	20-22	22-24	SUM	MEAN	B	MEAN
1	66.0	61.0	56.5	65.0	59.0	62.5	60.0	68.0	71.0	63.5	62.5	64.5	759.5	63.3	12	
2	63.5	58.5	66.0	67.0	57.5	49.5	64.5	58.0	61.0	61.5	66.0	62.5	735.5	61.3	12	
3	60.0	54.5	67.0	63.0	59.5	65.5	57.0	66.5	65.5	69.5	69.5	61.5	759.0	63.2	12	
4	67.5	69.0	66.0	67.5	61.5	69.0	68.0	78.5	71.5	67.0	67.0	69.5	822.0	68.5	12	
5	64.0	62.5	60.0	57.5	61.0	57.5	57.0	67.0	63.5	63.5	62.5	67.5	743.5	62.0	12	
6	57.5	62.5	66.0	63.0	54.0	62.0	57.0	60.0	57.0	66.0	62.5	63.0	730.5	60.9	12	
7	57.5	63.0	68.0	72.0	66.0	61.0	67.0	65.5	70.5	71.5	54.0	65.5	781.5	65.1	12	
8	58.5	50.5	55.5	61.5	62.0	57.0	61.5	67.5	68.0	65.0	70.0	69.0	746.0	62.2	12	
9	60.5	61.5	51.0	56.5	52.5	56.5	47.0	52.0	58.5	56.5	52.0	53.0	657.5	54.8	12	
10	61.5	58.0	61.5	52.5	64.5	65.0	58.0	57.0	60.0	60.0	61.0	67.0	726.0	60.5	12	
11	54.0	43.0	51.0	49.5	45.5	56.5	51.0	53.5	46.0	45.5	51.5	49.5	596.5	49.7	12	
12	46.0	46.0	48.0	50.5	46.5	46.0	52.5	52.5	0.0	0.0	0.0	0.0	388.0	48.5	8	
13																
14	0.0	0.0	0.0	0.0	0.0	0.0	58.0	65.5	55.5	55.0	55.0	61.0	350.0	58.3	6	
15	55.5	53.0	55.0	53.5	61.0	57.0	58.0	56.5	52.5	58.5	65.0	62.0	687.5	57.3	12	
16	58.0	55.0	62.0	59.0	57.5	69.0	61.5	61.0	57.0	53.5	66.0	54.5	714.0	59.5	12	
17	59.5	63.5	69.5	61.0	50.5	56.0	59.0	52.5	56.5	47.5	53.0	58.0	686.5	57.2	12	
18	53.0	55.0	57.0	64.0	59.5	54.5	54.5	67.5	52.0	47.0	59.5	51.5	675.0	56.2	12	
19	60.5	60.5	49.5	57.5	55.0	60.0	48.0	59.0	56.5	57.0	52.0	59.0	674.5	56.2	12	
20	57.0	57.5	62.0	58.0	59.0	56.0	59.5	57.0	64.0	63.5	64.5	57.0	715.0	59.6	12	
21	51.0	60.0	57.0	49.5	58.5	65.5	57.0	60.0	54.0	52.0	51.0	54.0	669.5	55.8	12	
22	59.0	56.5	53.0	55.5	58.5	60.0	60.5	59.0	53.5	50.5	56.0	46.5	668.5	55.7	12	
23	58.0	53.0	61.0	64.0	57.0	60.5	56.5	62.5	59.0	57.0	63.0	61.5	713.0	59.4	12	
24	53.5	58.5	56.5	57.0	55.0	60.5	61.0	59.0	57.5	56.5	64.5	61.5	701.0	58.4	12	
25	63.0	57.5	59.0	67.0	64.0	55.5	55.0	60.5	67.0	58.0	58.5	49.5	714.5	59.5	12	
26	46.5	62.5	63.0	55.5	59.5	62.0	63.5	55.0	63.0	55.5	65.5	52.0	703.5	58.6	12	
27	53.5	57.0	54.0	55.0	52.0	61.0	60.5	54.0	56.5	53.0	64.0	64.0	684.5	57.0	12	
28	62.0	68.0	65.0	68.5	59.0	68.5	71.0	64.0	65.0	67.5	66.0	63.5	788.0	65.7	12	
29	66.0	67.5	59.0	66.5	69.0	62.5	50.0	57.5	55.5	59.5	57.5	60.5	731.0	60.9	12	
30	48.5	51.0	49.5	47.5	58.0	63.0	58.0	66.0	61.0	55.5	55.0	59.5	672.5	56.0	12	
SUM	1575.0	1580.0	1600.5	1614.0	1576.0	1633.5	1581.5	1644.5	1623.0	1581.5	1639.5	1607.0	19256.0	1604.5	27	59.4
MEAN	58.3	58.5	59.3	59.8	58.4	60.5	58.6	60.9	60.1	58.6	60.7	59.5	713.2		27	59.4
ALL														1711.3	29	59.0

TABLE 229

FREDERICKSBURG JULY 1968

PRESSURE CORRECTED IONIZATION IN UNITS OF 0.1 PER CENT, +100, GMT

D	0-2	2-4	4-6	6-8	8-10	10-12	12-14	14-16	16-18	18-20	20-22	22-24	SUM	MEAN	B	MEAN
1	58.5	57.0	60.5	59.0	52.0	56.0	59.0	56.0	53.5	53.5	59.0	57.0	681.0	56.7	12	
2	49.5	53.5	62.0	58.0	66.5	63.0	62.0	57.5	61.5	60.0	54.0	55.0	702.5	58.5	12	
3	57.0	59.5	63.0	64.5	64.5	66.0	59.5	65.0	68.0	68.5	56.5	56.0	748.0	62.3	12	
4	58.5	61.0	59.5	60.0	67.0	55.0	63.5	61.0	64.0	60.5	73.0	54.5	737.5	61.5	12	
5	65.0	64.0	57.5	64.0	66.0	59.5	62.0	72.0	75.5	66.0	71.5	66.5	789.5	65.8	12	
6	55.0	56.0	65.0	64.5	62.0	62.5	74.5	53.5	72.0	62.0	76.5	65.0	768.5	64.0	12	
7	72.0	62.5	64.0	64.0	61.5	52.0	65.5	56.0	62.0	61.5	56.5	67.5	745.0	62.1	12	
8	62.5	51.0	63.0	63.5	60.5	62.0	61.5	64.5	62.5	62.0	58.5	63.5	735.0	61.2	12	
9	59.5	60.0	65.0	75.0	56.0	66.0	67.5	65.0	66.5	63.5	58.0	64.5	766.5	63.9	12	
10	59.0	61.5	58.5	64.5	58.5	59.0	57.0	56.5	61.5	67.0	61.5	64.0	728.5	60.7	12	
11	55.0	52.0	62.5	50.0	58.0	57.0	52.5	46.5	46.0	47.0	49.0	48.5	624.0	52.0	12	
12	45.0	50.5	50.0	51.0	48.0	45.0	52.0	53.0	41.0	49.5	60.5	47.0	592.5	49.4	12	
13	48.0	45.0	47.0	46.0	49.5	55.0	56.0	43.0	43.0	39.0	44.0	46.5	562.0	46.8	12	
14	43.5	52.0	47.0	45.0	47.5	48.0	55.5	56.0	51.0	44.5	51.5	43.0	584.5	48.7	12	
15	47.5	51.0	55.0	53.0	53.5	45.5	55.5	49.5	50.5	50.5	50.0	47.0	608.5	50.7	12	
16	47.5	50.0	53.0	57.0	55.0	48.5	49.5	57.0	50.0	59.0	56.5	64.0	647.0	53.9	12	
17	56.5	54.5	49.5	59.0	54.0	61.0	52.0	52.0	64.0	60.0	54.5	59.5	676.5	56.4	12	
18	55.0	61.5	57.5	55.5	53.5	53.0	56.0	72.0	71.0	58.0	63.0	53.5	709.5	59.1	12	
19	58.0	57.0	52.5	56.5	56.5	53.0	59.5	61.0	71.0	56.0	56.0	59.0	696.0	58.0	12	
20	55.0	54.0	54.0	59.0	50.5	58.0	54.0	60.0	57.5	68.0	38.0	67.0	675.0	56.2	12	
21	49.0	55.0	62.0	53.5	57.0	55.0	53.5	60.0	59.5	59.0	62.5	60.5	686.5	57.2	12	
22	61.0	52.5	51.0	53.0	62.0	54.5	52.0	52.0	60.0	64.5	65.0	59.5	687.0	57.2	12	
23	55.0	51.5	60.5	52.0	58.5	54.5	52.0	64.5	65.5	57.0	63.0	57.5	691.5	57.6	12	
24	59.0	50.0	52.0	54.5	50.5	57.0	52.5	54.0	59.0	65.0	56.0	54.0	663.5	55.3	12	
25	56.0	65.0	55.5	56.5	63.0	49.0	58.5	68.5	59.0	62.5	59.0	62.5	715.0	59.6	12	
26	61.0	64.0	63.5	67.0	55.5	58.0	47.0	67.0	55.5	58.5	63.0	59.0	719.0	59.9	12	
27	62.5	55.5	54.5	65.5	50.0	50.0	60.5	55.5	56.0	54.0	58.5	60.0	682.5	56.9	12	
28	60.5	59.0	61.0	60.0	55.0	59.0	54.0	51.0	63.5	55.0	57.0	58.5	693.5	57.8	12	
29	64.0	54.5	54.0	58.5	74.5	65.5	63.5	56.0	67.5	73.0	59.0	68.0	758.0	63.2	12	
30	62.5	67.5	59.5	59.0	63.0	65.5	61.5	63.0	64.0	62.5	55.5	59.5	743.0	61.9	12	
31	57.0	54.5	65.5	54.5	71.5	71.0	54.0	58.5	58.0	56.0	62.0	63.5	726.0	60.5	12	
SUM	1755.0	1742.5	1785.0	1803.0	1801.0	1764.0	1783.5	1807.0	1859.5	1823.0	1808.5	1811.0	21543.0	1795.0	31	57.9
MEAN	56.6	56.2	57.6	58.2	58.1	56.9	57.5	58.3	60.0	58.8	58.3	58.4	694.9		31	57.9
ALL														1795.0	31	57.9

TABLE 230

FREDERICKSBURG AUGUST 1968
PRESSURE CORRECTED IONIZATION IN UNITS OF 0.1 PER CENT, +100, GMT

D	0-2	2-4	4-6	6-8	8-10	10-12	12-14	14-16	16-18	18-20	20-22	22-24	SUM	MEAN	B	MEAN
1	60.0	63.5	60.5	59.5	60.0	57.0	63.0	60.5	62.0	73.0	62.0	65.0	746.0	62.2	12	
2	62.5	62.0	69.0	68.0	57.0	68.0	62.0	55.5	70.0	60.0	62.0	68.0	764.0	63.7	12	
3	56.5	61.0	65.5	55.5	63.0	58.0	59.5	60.0	56.0	62.0	54.5	60.0	711.5	59.3	12	
4	54.0	59.5	64.5	52.5	58.5	53.0	61.5	52.0	58.0	62.0	56.0	60.0	691.5	57.6	12	
5	65.0	58.0	64.0	57.5	51.5	59.0	62.0	57.5	69.5	50.0	61.0	71.0	726.0	60.5	12	
6	56.5	62.0	56.5	52.5	53.0	60.0	64.5	64.5	59.5	56.0	59.0	58.0	702.0	58.5	12	
7	54.0	66.5	57.0	53.0	55.5	48.0	49.0	43.5	50.0	63.5	59.0	58.5	657.5	54.8	12	
8	64.0	64.5	56.5	53.5	54.0	61.0	0.0	0.0	0.0	0.0	56.0	53.0	462.5	57.8	8	
9	53.5	50.5	51.5	60.0	55.5	47.5	61.5	54.5	49.0	61.0	61.0	59.0	664.5	55.4	12	
10	54.5	57.0	67.0	60.5	55.0	49.0	53.5	59.5	56.0	56.0	58.0	49.5	675.5	56.3	12	
11	54.5	59.5	60.0	58.5	53.5	58.0	57.5	60.0	56.0	55.5	55.0	62.0	690.0	57.5	12	
12	70.0	62.0	57.0	59.5	54.0	57.0	64.5	55.0	65.0	64.0	62.5	55.0	725.5	60.5	12	
13	66.5	62.0	61.0	62.0	60.5	62.0	56.5	61.0	66.0	63.0	65.5	59.5	745.5	62.1	12	
14	53.5	52.5	52.0	53.5	52.5	47.5	51.0	59.5	64.0	58.0	55.5	57.5	657.0	54.7	12	
15	57.0	63.0	55.0	52.0	46.5	59.0	57.0	60.0	51.5	47.0	62.0	62.5	672.5	56.0	12	
16	58.0	54.5	56.0	56.0	68.0	51.5	57.0	59.5	55.0	59.5	62.0	54.5	691.5	57.6	12	
17	56.0	57.0	58.0	45.0	58.0	62.0	46.0	73.0	53.0	56.5	58.0	53.5	676.0	56.3	12	
18	54.0	58.0	60.5	57.5	53.5	57.0	56.0	54.0	53.5	60.5	59.0	52.0	675.5	56.3	12	
19	55.0	59.0	58.0	62.5	47.5	52.0	57.5	56.0	56.5	60.0	69.0	56.5	689.5	57.5	12	
20	57.5	56.0	46.5	55.0	64.0	54.5	54.0	50.5	51.0	53.5	60.5	59.5	662.5	55.2	12	
21	60.0	53.0	63.0	49.5	58.5	53.0	59.0	49.0	58.5	69.0	71.5	67.5	711.5	59.3	12	
22	63.0	68.5	67.0	65.5	60.0	62.5	50.5	56.0	62.0	63.0	70.5	67.5	756.0	63.0	12	
23	66.5	66.5	67.0	64.5	67.0	67.0	66.0	70.0	77.5	81.5	69.0	70.5	833.0	69.4	12	
24	67.5	65.5	60.5	69.5	72.5	72.0	69.0	74.0	75.0	73.5	76.0	70.5	845.5	70.5	12	
25	68.0	68.0	71.0	75.0	76.0	73.5	68.5	65.5	70.0	74.5	72.0	79.0	861.0	71.7	12	
26	74.5	69.5	76.0	67.0	78.5	76.0	76.5	79.0	82.5	80.5	80.0	79.0	919.0	76.6	12	
27	73.5	73.5	74.0	78.0	72.0	74.0	77.0	76.0	77.0	81.5	74.5	79.0	910.0	75.8	12	
28	84.0	69.0	75.0	71.0	69.0	65.0	70.5	80.0	70.0	73.5	72.0	75.0	874.0	72.8	12	
29	77.5	71.5	75.0	73.0	60.5	64.0	74.5	75.5	70.5	77.0	76.0	68.0	863.0	71.9	12	
30	70.5	74.0	74.0	74.5	75.5	67.0	72.5	70.5	68.0	76.0	78.0	77.0	877.5	73.1	12	
31	73.0	74.5	70.5	68.0	72.0	66.5	68.5	64.0	73.0	69.5	74.5	77.0	851.0	70.9	12	
SUM	1876.5	1877.0	1892.5	1836.0	1828.5	1800.5	1846.0	1855.5	1885.5	1940.5	1955.5	1931.5	22525.5	1877.0	30	62.6
MEAN	62.5	62.6	63.1	61.2	60.9	60.0	61.5	61.8	62.8	64.7	65.2	64.4	750.7		30	62.6
ALL														1934.8	31	62.4

FREDERICKSBURG SEPTEMBER 1968

TABLE 231 PRESSURE CORRECTED IONIZATION IN UNITS OF 0.1 PER CENT, +100, GMT

D	0-2	2-4	4-6	6-8	8-10	10-12	12-14	14-16	16-18	18-20	20-22	22-24	SUM	MEAN	B	MEAN
1	76.0	69.0	67.5	68.5	65.5	67.0	69.5	70.5	68.5	72.5	78.0	74.0	846.5	70.5	12	
2	68.0	68.0	61.5	71.5	68.0	64.0	67.5	72.0	70.0	66.0	74.0	78.0	828.5	69.0	12	
3	71.5	74.5	75.0	66.0	70.0	68.0	69.5	70.5	72.0	70.0	70.0	80.0	857.0	71.4	12	
4	76.5	71.5	69.5	71.5	77.0	59.0	68.0	71.0	67.0	71.5	74.5	80.5	857.5	71.5	12	
5	77.5	74.5	74.0	81.0	78.0	67.5	73.0	72.5	77.0	72.0	75.0	79.5	901.5	75.1	12	
6	80.0	79.0	78.0	80.0	77.0	73.0	74.5	78.0	79.5	70.5	50.0	58.5	878.0	73.2	12	
7	52.0	56.5	54.0	46.0	51.0	48.0	49.0	50.5	52.0	56.0	49.5	57.5	622.0	51.8	12	
8	51.5	55.0	58.5	56.0	60.5	56.5	59.0	64.5	55.5	64.0	62.5	51.5	695.0	57.9	12	
9	60.0	57.0	56.5	57.0	65.5	63.0	61.0	68.0	55.5	68.5	56.0	66.5	734.5	61.2	12	
10	65.5	60.5	61.5	68.0	61.0	62.0	60.0	59.0	55.0	66.0	60.0	68.0	746.5	62.2	12	
11	55.0	58.5	54.5	61.0	60.5	61.0	61.5	70.5	56.5	67.5	60.0	70.5	737.0	61.4	12	
12	63.0	59.5	60.5	65.5	62.5	62.0	70.5	62.5	67.5	65.0	67.0	61.0	766.5	63.9	12	
13	58.0	55.0	54.5	56.0	59.0	67.0	56.0	59.5	63.5	63.0	61.0	53.0	705.5	58.8	12	
14	64.5	65.0	60.5	64.5	55.0	57.0	55.5	55.0	57.5	57.5	60.5	63.5	716.0	59.7	12	
15	59.5	60.0	67.5	53.5	45.5	59.0	58.0	62.0	53.0	57.5	57.0	56.0	688.5	57.4	12	
16	61.0	57.5	55.0	54.5	54.0	60.0	54.0	59.5	61.0	64.5	64.0	62.0	707.0	58.9	12	
17	66.5	62.0	58.0	60.5	54.5	55.0	56.5	56.0	62.5	55.5	70.0	57.0	714.0	59.5	12	
18	61.0	66.5	59.5	53.5	55.5	57.0	58.0	55.5	63.0	62.0	55.0	62.5	709.0	59.1	12	
19	62.0	59.5	62.0	61.0	53.0	64.5	68.0	0.0	0.0	0.0	58.0	64.0	552.0	61.3	9	
20	54.0	61.0	65.5	61.0	51.5	49.0	0.0	58.0	0.0	0.0	66.0	57.0	523.0	58.1	9	
21	68.5	54.0	55.0	57.0	54.5	52.0	52.0	52.0	65.5	66.5	65.0	62.5	704.5	58.7	12	
22	69.0	59.0	61.5	59.5	63.5	55.0	61.0	54.0	63.0	66.0	63.0	62.0	736.5	61.4	12	
23	67.0	65.0	62.0	52.0	59.0	58.5	55.0	53.0	50.5	59.0	60.0	61.5	702.5	58.5	12	
24	58.5	53.5	58.5	55.0	57.0	57.0	61.0	51.5	60.5	59.0	62.0	60.0	693.5	57.8	12	
25	60.5	64.0	67.0	59.0	62.0	56.5	56.5	59.0	59.0	56.5	66.5	62.0	728.5	60.7	12	
26	57.0	61.0	72.0	64.0	61.0	68.5	60.5	62.0	60.0	65.5	71.0	50.5	753.0	62.7	12	
27	70.5	72.5	72.0	70.0	58.0	65.0	66.0	71.0	66.0	66.5	64.0	67.0	808.5	67.4	12	
28	64.5	77.0	64.0	65.0	65.0	68.5	61.0	66.0	55.5	54.0	59.0	61.0	760.5	63.4	12	
29	65.5	56.5	60.5	62.5	64.0	60.5	64.5	58.0	68.0	56.0	70.0	61.0	747.0	62.2	12	
30	71.5	68.0	70.0	66.5	68.5	68.5	64.0	71.5	67.0	57.0	61.5	57.0	791.0	65.9	12	
SUM	1819.5	1780.0	1768.5	1745.0	1732.5	1716.0	1722.5	1755.0	1751.5	1775.5	1786.0	1784.0	21136.0	1761.2	28	62.9
MEAN	65.0	63.6	63.2	62.3	61.9	61.3	61.5	62.7	62.6	63.4	63.8	63.7	755.0		28	62.9
ALL														1880.6	30	62.7

TABLE 232

FREDERICKSBURG OCTOBER 1968
PRESSURE CORRECTED IONIZATION IN UNITS OF 0.1 PER CENT, +100, GMT

D	0-2	2-4	4-6	6-8	8-10	10-12	12-14	14-16	16-18	18-20	20-22	22-24	SUM	MEAN	B	MEAN
1	67.0	62.0	57.0	57.0	54.0	62.0	57.0	56.0	55.0	50.5	53.0	62.5	693.0	57.7	12	
2	62.0	68.0	63.0	63.0	59.5	68.5	62.0	62.0	0.0	0.0	0.0	59.0	567.0	63.0	9	
3	52.5	53.0	61.0	55.0	58.5	55.5	43.5	54.5	50.0	44.0	52.0	53.5	633.0	52.7	12	
4	57.0	59.0	58.0	54.0	56.0	68.5	68.0	58.5	60.0	60.5	71.5	72.0	743.0	61.9	12	
5	68.5	67.0	67.5	68.5	66.0	54.5	56.0	57.0	61.0	65.5	61.5	60.5	753.5	62.8	12	
6	71.0	64.5	60.0	55.5	52.0	44.0	47.5	53.5	52.5	56.0	52.5	60.5	669.5	55.8	12	
7	65.5	59.0	49.0	55.5	55.5	53.5	52.0	51.0	55.0	56.0	52.5	67.0	671.5	56.0	12	
8	66.0	57.0	47.0	46.5	52.0	55.5	51.5	55.0	58.0	59.5	58.0	56.5	662.5	55.2	12	
9	57.0	52.5	56.0	54.0	57.5	58.0	56.0	58.0	57.5	64.0	59.0	59.0	688.5	57.4	12	
10	52.0	50.0	61.5	55.0	55.5	62.0	61.0	60.5	61.0	67.5	71.0	60.5	717.5	59.8	12	
11	63.5	57.0	57.0	62.0	68.0	60.5	65.0	61.0	53.0	67.0	61.5	62.0	737.5	61.5	12	
12	73.5	58.5	53.0	51.5	64.5	64.0	53.5	50.5	64.5	61.0	71.5	56.0	722.0	60.2	12	
13	66.5	61.5	64.5	61.0	65.5	66.0	63.0	66.5	67.5	69.0	69.0	61.5	781.5	65.1	12	
14	73.5	0.0	0.0	0.0	0.0	0.0	66.0	58.5	59.0	62.0	67.0	63.0	449.0	64.1	7	
15	56.0	59.0	59.5	59.0	64.5	57.0	56.0	65.5	61.0	64.0	61.5	57.5	720.5	60.0	12	
16	61.5	54.5	60.5	55.5	52.0	54.0	54.0	56.5	59.5	61.0	59.5	52.0	680.5	56.7	12	
17	61.5	74.0	52.0	52.0	59.5	53.0	53.5	54.5	62.0	62.0	59.5	58.0	701.5	58.5	12	
18	55.5	52.0	50.5	58.0	58.0	61.5	45.0	52.0	61.0	54.0	58.0	64.5	670.0	55.8	12	
19	51.0	55.0	54.0	54.0	54.5	61.0	61.5	55.5	54.0	63.5	59.5	56.5	680.0	56.7	12	
20	63.0	60.0	49.0	58.5	61.5	55.5	62.0	67.0	64.0	58.5	66.5	66.0	731.5	61.0	12	
21	66.5	65.0	68.5	66.5	66.5	61.5	62.5	76.0	77.0	57.0	61.5	74.0	802.5	66.9	12	
22	62.5	68.0	70.0	61.0	62.5	56.0	67.5	68.5	61.5	59.5	72.0	63.0	772.0	64.3	12	
23	72.0	72.0	68.0	75.5	59.5	68.5	62.0	68.5	69.0	67.0	75.0	76.5	833.5	69.5	12	
24	58.5	54.0	64.0	75.0	67.5	64.0	62.0	63.5	72.0	68.0	68.0	68.0	784.5	65.4	12	
25	66.0	73.0	74.0	72.0	68.5	68.0	71.5	72.0	76.0	83.0	74.0	78.5	876.5	73.0	12	
26	73.0	74.0	77.5	86.0	79.0	81.0	80.5	86.0	86.0	89.0	88.0	78.0	978.0	81.5	12	
27	77.0	65.0	68.5	72.0	64.0	68.0	75.0	61.0	65.0	59.0	58.5	63.5	796.5	66.4	12	
28	73.5	61.5	69.0	69.5	73.0	78.0	75.0	75.0	81.0	84.0	82.5	79.0	901.0	75.1	12	
29	91.0	78.5	74.0	77.5	62.0	61.0	63.5	66.5	67.0	70.0	56.0	52.5	819.5	68.3	12	
30	54.5	44.0	50.0	43.5	51.0	40.5	67.0	54.0	48.5	54.0	46.5	54.0	607.5	50.6	12	
31	55.5	57.0	50.5	52.0	60.0	49.5	44.5	44.0	40.5	41.0	34.0	35.5	564.0	47.0	12	
SUM	1858.5	1767.5	1751.0	1763.0	1768.5	1742.0	1737.0	1768.0	1800.0	1815.0	1813.5	1808.5	21392.5	1782.8	29	61.5
MEAN	64.1	60.9	60.4	60.8	61.0	60.1	59.9	61.0	62.1	62.6	62.5	62.4	737.8		29	61.5
ALL														1909.9	31	61.6

FREDERICKSBURG NOVEMBER 1968

TABLE 233 PRESSURE CORRECTED IONIZATION IN UNITS OF 0.1 PER CENT, +100, GMT

D	0-2	2-4	4-6	6-8	8-10	10-12	12-14	14-16	16-18	18-20	20-22	22-24	SUM	MEAN	B	MEAN
1	43.0	45.5	38.0	46.0	39.5	36.5	37.0	38.0	29.0	20.5	26.5	21.0	420.5	35.0	12	
2	27.0	26.0	39.0	30.0	28.0	25.5	29.0	34.5	40.5	49.5	42.0	45.0	416.0	34.7	12	
3	35.5	38.5	31.5	37.0	43.0	35.0	46.0	44.0	43.0	42.5	52.0	52.0	500.0	41.7	12	
4	56.0	57.0	49.0	60.0	51.0	50.0	49.0	57.0	65.0	54.5	55.5	55.5	659.5	55.0	12	
5	55.0	46.5	56.0	40.0	51.0	60.0	48.5	52.0	63.5	65.0	65.0	56.0	658.5	54.9	12	
6	56.0	59.0	65.5	62.0	48.5	58.5	45.5	62.0	58.5	67.5	57.5	63.5	704.0	58.7	12	
7	61.0	63.0	65.0	54.5	60.0	53.0	63.0	68.0	56.5	60.0	63.5	63.0	730.5	60.9	12	
8	63.5	71.0	79.5	63.0	68.0	61.5	66.0	65.5	66.0	72.5	70.5	69.0	816.0	68.0	12	
9	68.0	76.0	71.0	69.5	70.0	67.0	65.5	68.5	66.5	71.0	65.5	71.0	829.5	69.1	12	
10	65.5	68.0	75.0	63.0	69.0	64.5	61.5	71.5	76.0	70.0	74.0	77.5	835.5	69.6	12	
11	68.5	72.5	69.0	60.0	65.0	72.0	67.0	68.5	71.5	75.0	70.5	73.5	833.0	69.4	12	
12	71.0	61.5	69.0	69.5	65.0	61.0	71.0	71.5	74.5	73.0	86.5	89.0	862.5	71.9	12	
13	76.0	79.0	64.5	68.0	72.5	66.0	70.5	59.5	79.0	75.5	83.0	81.0	874.5	72.9	12	
14	74.5	75.5	58.5	65.5	63.5	65.0	66.0	69.0	73.0	74.0	61.5	66.5	812.5	67.7	12	
15	67.0	61.5	63.0	62.5	66.5	54.0	60.0	55.0	66.0	61.0	64.5	64.5	751.5	62.6	12	
16	58.0	56.5	54.5	49.5	52.0	43.0	52.5	52.5	62.0	57.0	48.5	46.0	632.0	52.7	12	
17	35.5	44.5	45.0	41.0	58.0	54.0	57.0	50.5	50.5	48.5	48.5	48.5	581.5	48.5	12	
18	56.5	55.0	57.0	63.0	53.0	56.5	57.0	56.0	56.0	50.5	55.0	50.0	665.5	55.5	12	
19	69.0	58.0	64.0	70.0	74.5	76.5	74.5	78.0	72.5	73.0	83.5	84.0	877.5	73.1	12	
20	89.5	80.0	78.5	73.5	67.0	81.5	68.5	72.0	83.0	71.0	75.0	86.5	926.0	77.2	12	
21	64.5	74.0	75.5	72.0	71.5	67.5	60.0	58.0	66.5	68.0	68.5	68.0	814.0	67.8	12	
22	58.5	67.0	62.0	61.0	63.5	64.0	62.0	57.0	64.5	65.0	78.0	63.5	766.0	63.8	12	
23	71.0	70.0	76.0	66.5	67.0	63.0	65.5	65.0	57.0	68.5	68.0	69.0	806.5	67.2	12	
24	62.5	70.0	66.0	62.5	70.5	68.5	67.5	70.0	69.5	70.0	72.0	72.5	821.5	68.5	12	
25	64.0	64.0	70.0	68.0	61.0	69.5	74.0	63.5	68.0	60.5	65.0	68.0	795.5	66.3	12	
26	63.0	65.0	63.0	63.0	61.0	66.0	67.0	61.0	70.5	66.0	60.0	62.0	767.5	64.0	12	
27	60.0	53.5	61.5	62.0	62.0	63.0	62.5	58.0	65.5	62.5	59.0	57.0	726.5	60.5	12	
28	55.5	55.0	65.5	67.0	68.0	56.0	54.0	63.5	71.5	69.5	60.0	56.0	741.5	61.8	12	
29	63.0	55.0	58.5	53.0	62.5	62.5	66.0	64.5	70.0	67.0	67.5	62.0	751.5	62.6	12	
30	67.0	73.5	67.0	83.0	79.5	64.0	66.5	61.5	78.0	69.5	64.0	75.0	848.5	70.7	12	
SUM	1825.0	1841.5	1857.5	1805.5	1831.5	1785.0	1800.0	1815.5	1933.5	1904.0	1910.5	1916.0	22225.5	1852.3	30	61.7
MEAN	60.8	61.4	61.9	60.2	61.0	59.5	60.0	60.5	64.4	63.5	63.7	63.9	740.8		30	61.7
ALL														1852.3	30	61.7

FREDERICKSBURG DECEMBER 1968

TABLE 234 PRESSURE CORRECTED IONIZATION IN UNITS OF 0.1 PER CENT, +100, GMT

D	0-2	2-4	4-6	6-8	8-10	10-12	12-14	14-16	16-18	18-20	20-22	22-24	SUM	MEAN	B	MEAN
1	75.5	62.0	75.0	68.5	59.5	60.0	61.5	68.0	57.5	65.0	68.5	67.5	788.5	65.7	12	
2	66.5	69.0	58.0	53.0	62.0	63.5	58.5	55.0	70.0	63.5	68.5	64.0	751.5	62.6	12	
3	58.0	60.0	65.5	60.0	59.5	57.0	58.5	60.5	66.0	69.5	68.0	63.0	745.5	62.1	12	
4	68.5	68.0	67.0	62.0	66.0	62.0	60.0	74.0	74.5	73.5	81.5	80.0	837.0	69.7	12	
5	76.5	85.5	78.5	73.0	70.0	77.0	74.5	66.0	79.0	78.0	71.5	74.0	903.5	75.3	12	
6	65.5	67.0	63.5	64.5	69.0	75.0	69.5	71.0	67.5	70.5	72.5	57.5	813.0	67.7	12	
7	64.5	67.0	72.0	70.5	63.5	66.0	76.5	77.0	86.5	77.5	73.5	78.0	872.5	72.7	12	
8	74.5	72.5	85.0	85.0	82.0	86.5	82.5	90.0	83.5	81.0	89.0	82.5	994.0	82.8	12	
9	89.0	77.0	74.5	86.0	88.0	78.0	82.0	76.5	76.5	78.5	81.0	77.0	964.0	80.3	12	
10	84.0	76.0	75.0	85.5	77.0	93.0	79.0	78.5	75.5	81.0	70.5	77.0	952.0	79.3	12	
11	71.0	65.5	78.0	76.0	79.5	77.5	79.0	80.5	74.5	71.0	78.0	72.0	902.5	75.2	12	
12	68.5	65.5	62.0	61.5	56.5	64.0	63.0	62.0	57.0	57.5	55.5	60.5	733.5	61.1	12	
13	50.5	60.0	64.0	61.0	57.5	46.0	63.5	61.5	70.0	62.5	56.0	58.0	710.5	59.2	12	
14	60.0	57.5	54.5	63.5	63.0	71.0	67.0	73.0	69.5	78.5	72.0	75.0	804.5	67.0	12	
15	68.5	66.5	81.0	81.5	71.0	73.0	76.5	80.0	74.0	82.0	85.0	83.0	922.0	76.8	12	
16	80.0	75.5	82.0	81.0	73.0	76.0	76.0	79.0	85.5	82.0	80.5	78.0	948.5	79.0	12	
17	82.5	83.5	75.5	83.0	80.0	84.5	75.0	76.5	72.5	67.0	72.0	68.5	920.5	76.7	12	
18	71.0	73.5	75.0	76.0	72.5	61.0	76.5	69.5	85.0	80.0	82.0	73.0	895.0	74.6	12	
19	73.0	71.5	68.5	63.5	73.5	73.5	60.5	63.0	78.0	64.5	67.0	66.5	823.0	68.6	12	
20	68.0	73.0	68.5	72.0	68.0	75.5	76.0	81.0	75.5	78.0	78.0	71.0	884.5	73.7	12	
21	78.5	83.0	69.5	74.0	74.5	72.0	74.0	70.5	75.0	68.0	74.0	68.5	881.5	73.5	12	
22	69.5	72.0	67.5	64.5	59.0	76.5	73.5	75.0	68.5	70.0	61.5	61.0	818.5	68.2	12	
23	65.0	62.0	67.0	50.0	63.0	69.0	64.0	79.0	80.5	75.5	83.5	81.5	840.0	70.0	12	
24	80.5	83.0	77.5	87.0	80.0	88.0	78.0	84.0	85.5	90.0	87.0	85.0	1005.5	83.8	12	
25	84.0	82.0	82.5	83.5	88.5	81.0	83.5	81.5	86.0	76.5	86.0	80.5	995.5	83.0	12	
26	79.5	79.0	81.0	82.0	86.0	80.5	71.5	69.0	78.0	77.5	67.0	70.5	921.5	76.8	12	
27	71.5	71.0	67.5	72.0	63.0	70.0	65.0	74.0	74.5	76.5	77.5	71.0	853.5	71.1	12	
28	62.5	58.0	62.0	69.0	65.0	64.5	62.5	67.0	72.5	70.5	78.0	85.0	816.5	68.0	12	
29	77.5	78.0	85.5	82.0	76.5	85.0	87.0	79.5	84.0	81.0	77.5	80.0	973.5	81.1	12	
30	79.0	87.0	77.0	85.5	79.0	73.0	73.0	81.0	69.5	73.0	78.0	68.0	923.0	76.9	12	
31	66.5	71.5	70.0	71.5	68.5	65.0	70.0	74.0	67.0	70.0	77.0	78.0	849.0	70.7	12	
SUM	2229.5	2222.5	2230.0	2248.0	2194.0	2244.5	2217.5	2277.0	2319.0	2289.5	2317.5	2255.0	27044.0	2253.2	31	72.7
MEAN	71.9	71.7	71.9	72.5	70.8	72.4	71.5	73.5	74.8	73.9	74.8	72.7	872.4		31	72.7
ALL														2253.2	31	72.7

TABLE 235

DAILY MEAN DEPARTURES FROM BALANCE, +100 (IN UNITS OF 0.1% OF TOTAL COSMIC-RAY IONIZATION)
CORRECTED TO 760 mm Hg, ON GREENWICH MEAN TIME, FREDERICKSBURG MAGNETIC OBSERVATORY, 1960

Day	Jan.	Feb.	Mar.	Apr.	May	June	July	Aug.	Sept.	Oct.	Nov.	Dec.												Day
1	60	56	60	24	30	40	25[e]			57	59	78												1
2	57	55	53	28	38	39	27[g]			55	60	77												2
3	50	56	62	23	43	39[k]	32[c]	33[k]		57	60	72												3
4	50	48	74	28	42	34[f]	32[a]	29[f]		57	64	66												4
5	50	52	77	37	44	27[k]	33[b]			56	64	63												5
6	41	57	72	48[f]	40	20[f]	34[b]			36	76	58												6
7	48	64	72		36	32[d]	37[c]			37	82	60												7
8	54	66	77		29	34[g]	40[d]		38[f]	42	71	69												8
9	52	58	71		30	34[k]	33[i]		44	44	66	72												9
10	47	46	73		37	40	39[d]		46	48	67	67												10
11	48	48	68		38	35	36		47	46	68	70												11
12	47	56[c]	74	43[g]	38	37[c]	38		48	51	66	74												12
13	41	55	71	42	40	37[d]	28[h]		52	54	35	85												13
14	35	61	75	41	42	29[g]	32[k]		56	45	20	76												14
15	34	63	68	43	37	34	18[f]	40[g]	53	49	31	68												15
16	41	64	59	41	34	34[b]		40[e]	49	51	27	73												16
17	35	67	53	39	34[b]	32[f]	34[h]	43	52	51	42	77												17
18	34	64	57	41	41[c]	30	31[c]	45	50	54	49	80												18
19	46	66	69	52	44	29	25[b]	46[c]	48	53	55	80												19
20	51	61	69	50	39[g]	31[a]	24	47[c]	48	56	50	78												20
21	58	54	74	46		32	31	46	50	67	59	78												21
22	65	52	77	48		32	30[g]	48	51	68	50	87												22
23	61	54	76	48	40[i]	29	30[e]	50	53	65	48[f]	87												23
24	62	58	69	46	36	29		46	51	67		83												24
25	59	53	74	47[a]	36	34[c]		47	51	62	59[g]	77												25
26	56	53	69	48	40	37		42	51	56	55	68												26
27	51	61	62	49	38	30		42	51	58	55	68												27
28	52	59	57	40	42	15[f]			50	61	56[a]	78												28
29	51	63	59	44	32	21[a]	19[c]		54	59	58	73												29
30	50		59	37	30	20[e]			50	60	70[d]	72												30
31	51		48		37					58		71												31
Mean	49.6	57.6	67.0	41.3	37.5	31.5	30.8	42.9	49.7	54.2	55.9	73.7												
	372	345	372	286	327	280	179	147	266	372	330	372	No of Bihours											

LETTERS a TO k INDICATE THE NUMBER OF MISSING BIHOURLY VALUES 1 TO 11, RESPECTIVELY

TABLE 236

DAILY MEAN DEPARTURES FROM BALANCE, +100 (IN UNITS OF 0.1% OF TOTAL COSMIC-RAY IONIZATION)
CORRECTED TO 760 mm Hg, ON GREENWICH MEAN TIME, FREDERICKSBURG MAGNETIC OBSERVATORY, 1961

Day	Jan.	Feb.	Mar.	Apr.	May	June	July	Aug.	Sept.	Oct.	Nov.	Dec.													Day
1	71	81	75	72[i]	73	61	56	48	55	53	82	88													1
2	72	84	77		74	57	56	51	57	58	75	78													2
3	81	84	75		77	58	61	51	60	62	72	81													3
4	87	77	70		79	63	60	55	63	69	72	80													4
5	82	74	68	80[g]	73	62	56	56	61	71	71	79													5
6	77	80	69	80	70	59	54	57	62	67	74	84													6
7	73	77	69	87	64	55	56	55	61	69	76	89													7
8	81	75	72	87	62	57	59	55	62	71	84	91													8
9	82	76	82	80	66	55	60	54	63	68	94	87													9
10	81	81	86	81	67	57	63	56	61	67	92	80													10
11	80	82	80	79	66	56	62	59	54	63	82	80													11
12	79	84	77	79	64	56	61	54	53	64	82	77													12
13	78	78	77	85	66	54	49	58	55	64	78	83													13
14	72	74	77	72	64	62	35[b]	66	53	68	78	91													14
15	78	76	79	66	65	63	38	59	55	82	78	84[d]													15
16	82	75	86	64	63	68	40	57	63	77[e]	79[b]														16
17	84	69	84	76	69	67	44	58	60	75	76														17
18	82	64	79	78	68	68	41	58	60	73	86	85[f]													18
19	80	63	74	82	71	61	35	56	56	72	89	85													19
20	86	69	75	79	75	57	40	58	56	78	88	91													20
21	89	69	75	73	75	54	39	54	60	82	92	96													21
22	86	65	79	71	65	54	40	56	59	83	84	99													22
23	84	64	82	72	68	56	41	56	59	80	80	97													23
24	81	62	85	67	74	60	44	59	62	80	85	103													24
25	88	66	84	65	69	62	46	59	61[a]	78	85	101													25
26	83	79	80	67	67	61	48	60	62	81	88	100													26
27	85	74	73	75	74	62	40	56	67	87	90	91													27
28	83	74	71	79	71	59	42	57	69	82[b]	97	98													28
29	82		77	86	68	55	44	58	70	72[a]	100	102													29
30	87		74[a]	85	74	56	47	59	66	72[f]	92	102													30
31	88		72[c]		67		47	55		74		96													31
Mean	81.4	74.1	76.9	76.6	69.3	59.2	48.5	56.5	60.2	72.3	83.4	89.6													
	372	336	368	308	372	360	370	372	359	354	358	338	No. of Bihours												

LETTERS a TO k INDICATE THE NUMBER OF MISSING BIHOURLY VALUES 1 TO 11, RESPECTIVELY

TABLE 237

DAILY MEAN DEPARTURES FROM BALANCE, +100 (IN UNITS OF 0.1% OF TOTAL COSMIC-RAY IONIZATION)
CORRECTED TO 760 mm Hg, ON GREENWICH MEAN TIME, FREDERICKSBURG MAGNETIC OBSERVATORY, 1962

Day	Jan.	Feb.	Mar.	Apr.	May	June	July	Aug.	Sept.	Oct.	Nov.	Dec.													Day
1	93[b]	99	83	76	70	66	65	60	60	62	84														1
2	94	98	90	87	72	65	67	60	62	62	83														2
3	90	94	96	90	78	66	66	61[d]	60	59	84	78													3
4	81[c]	84	96	86	78	67	66[b]	63	55	64	87	83													4
5	88	74	93	84	79	68	63	59	57[f]	65	92[f]	86													5
6	86	86	88[b]	84	78	68[b]	59	57[a]	65	69		97													6
7	93	96	83	78	74	70	59	59[g]	69[d]	67	84[g]	103[d]													7
8	101	89	94	79	74	70	61	60[e]	61	67	81	97[b]													8
9	100	80	95	78	75	66	61	60[d]	58	69	78	101													9
10	96[f]	83	93	79	76	64	66	65[a]	60	71	83	105													10
11		90	86	79	74	65[a]	62	66	59	69	81	105													11
12	96[f]	91	84	78	73	70[f]	61	64	62	68	82	107													12
13	93	89	90	85	73[e]	68	64	64[f]	59	69	88	102[f]													13
14	88	84	92	93	63[g]	67	63		59	70	90	98[g]													14
15	83	80	91	91	64	68	61	74[f]	63	71[g]	87	94													15
16	90	83	93	89	64	68	63	63	64		81	93													16
17	92	85	98	86	67	63	63	66	63	74[f]	81	86													17
18	95	88	99	84	67	64	61[f]	66	68	73	82	83													18
19	91	84	95	81	65	66	65[g]	61	71	74	87	79													19
20	93	90	90	85	66	66	63	61[d]	73	71	89	81													20
21	91	92	83	69	68	70	66[b]	63	74	72	82	89													21
22	84	82	83	62	72	67	67	67[c]	71	75	77	84													22
23	88	74	86	62	74	62	70[h]	63[d]	72	77	81	85													23
24	93	73	84	70	70	61	68[e]	63[b]	73	84	82	88													24
25	88	81	81	71	73	66	64	62	69	89	90	88													25
26	81	77	85	67	69	65	61	63	68	94	94	82[g]													26
27	81	70	89	67	68	63	69	63[b]	71	86	85														27
28	90	71	84	67	69	63	62	65	74	76	81	90[f]													28
29	97		83	66	67	66	59	61	70	76	79	92													29
30	95		79	67	66	63	61	59	68	80	80	101													30
31	104		74		66		61	60		85		104													31
Mean	91.2	84.5	88.4	78.0	70.8	66.0	63.5	62.6	65.3	72.9	84.0	92.2													
	343	336	370	360	360	347	342	303	350	347	331	299	No. of Bihourly												

LETTERS a TO k INDICATE THE NUMBER OF MISSING BIHOURLY VALUES 1 TO 11, RESPECTIVELY

TABLE 238

DAILY MEAN DEPARTURES FROM BALANCE, +100 (IN UNITS OF 0.1% OF TOTAL COSMIC-RAY IONIZATION)
CORRECTED TO 760 mm Hg, ON GREENWICH MEAN TIME, FREDERICKSBURG MAGNETIC OBSERVATORY, 1963

Day	Jan.	Feb.	Mar.	Apr.	May	June	July	Aug.	Sept.	Oct.	Nov.	Dec.												Day
1	96	96	97	91		70	68	66	71	73	73	105												1
2	94[a]	92	95[g]	85	81[b]	72	69	66	70	72	86	95												2
3	97	98		81	66[b]	70	72	67	65	72	85	98												3
4	99	102	92[g]	85	66[c]	73	75	66	70	76	80	96												4
5	97	95	89	91	65[b]	77	75	72[c]	73[d]	75	78	95												5
6	102	95	96	89	67[h]	76	72	70		74	77	90												6
7	99	97	98	91		71	70	71		73	83[b]	90												7
8	100	105	104	92	69[g]	69	74	72		76[d]	87	92												8
9	93	108	92	92[h]	65	70	78	73		80	83	104												9
10	88	100	90	95[h]	66	69	77	73[g]	80[f]	79	81	98												10
11	89	94	81[g]	85[g]	70	74	77	73[b]	71[a]	80	82	92												11
12	87	94		91[i]	73	79	76[a]	73	69	79	91	95												12
13	89	105	83[b]		72[b]	80	73	70	74	82	97	92												13
14	94	106	90		71	73	75	73	76	75	98	92[f]												14
15	90	110	94		73	74	72	72	72	75[d]	95													15
16	94	108	89		74	74	70	74[a]	74	77[h]	85	102[g]												16
17	92	105	84		73	76	69	68[d]	64		81	102												17
18	89	104	87[b]		69[f]	74	66		65		80	101												18
19	89	98	89		72[a]	72	68	67[g]	63		77	104												19
20	84	102	93[d]		71	72	72	61	64		83	102												20
21	100	104	106		73[c]	77	73	64	67		81	98												21
22	94	113	107		80	78	72	64	65		77	95												22
23	91[d]	111	97		87	73	73[d]	68	50		78	96[g]												23
24	104	105	87		87	76	69[g]	68	53	70[f]	87													24
25	106	104	89	87[i]	85	73	68	74	60	63	92	92[f]												25
26	101	105	91	86[b]	80	69	65	73	61[d]	65	87	86[f]												26
27	99	110	97	85[b]	83	69	67	69	57[g]	67	83													27
28	107	99	96[d]	80	77	68	69	67	62	71	83													28
29	102		93[d]	81	70	69	62	68	66	81	86													29
30	96		85	80[f]	73	69	67	64	68	71	103													30
31	100		87		74		66	71		69														31
Mean	95.5	102.3	92.3	87.1	73.5	72.9	70.9	69.2	66.5	74.0	84.6	96.3												
	364	336	311	165	306	360	360	332	286	262	358	256	No. of Bihours											

LETTERS a TO k INDICATE THE NUMBER OF MISSING BIHOURLY VALUES 1 TO 11, RESPECTIVELY

TABLE 239

DAILY MEAN DEPARTURES FROM BALANCE, +100 (IN UNITS OF 0.1% OF TOTAL COSMIC-RAY IONIZATION)
CORRECTED TO 760 mm Hg, ON GREENWICH MEAN TIME, FREDERICKSBURG MAGNETIC OBSERVATORY, 1964

Day	Jan.	Feb.	Mar.	Apr.	May	June	July	Aug.	Sept.	Oct.	Nov.	Dec.	Day
1		86	84	101	77	72	70	71		69[a]	79	95[b]	1
2		92	82	87	76	75	71	67		65[g]	79	88	2
3		90[f]	79	77	76	75	71	69	71[h]	70	83	80	3
4			76	83	79	74	74	68	68	70	79	78	4
5		79[g]	76[b]	82	76	71	71	71[c]	68	73	82	81	5
6	75[h]	91	83[b]	76	75	73	73	72	72	72	86	92	6
7	83	94		77	76	73	71	70	67	76	84	95	7
8	80	101		76	72	75	68[f]	70	68	75	81	94	8
9	78	97		90	74	72		76	64	76	84	92	9
10	86	101	68[h]	87	72	68	72[g]	74[g]	65	80	79	83[c]	10
11	88	96	75	84	70	70	73		65	82	78	79[g]	11
12	86	90	91	81	70	66	71		70	77	76	82	12
13	89	81	84	78	76	65	67		72	78	79	87	13
14	96	87	77	74	77	66	68		72	71	77	88	14
15	92[b]	84	78	84	75	67	66		69	76	74	98	15
16	83	84	81	89	71	70	73		71	75	75	94	16
17	83	84	84	82	72	68	70		74	77	83	83	17
18	80	84	91	75	70	68	69		70	74	83	93	18
19	78	92	88	75	69	67	72		70	77	78	92	19
20	82	96	84	74	75	68	70		73	82	85	86	20
21	86	97	88	74	78	65[c]	69		71	83	91	88	21
22	81	96	88	74	74	65	67		68	79	95	92	22
23	83	95	83	77	70	67	69		68	86	90	88	23
24	81	92	83	81	75	68	67		68	88	88	83	24
25	80	90	82	84	74	66	69		78	83	85	80	25
26	93	87	84	79	76	67	69		73	82	85	81	26
27	86	93	94	78	77[g]	70	70		68	80	86	87	27
28	90	92	90	75	73[f]	68	74		66[c]	80	83	91	28
29	87	90	97	79	74	70	73[f]		63[b]	85	86	85	29
30	82		103	81	72	70			70	81	99	85	30
31	77		101		70		73[f]			83		88	31
Mean	84.0	90.8	84.8	80.5	73.9	69.3	70.3	70.8	69.4	77.6	83.1	87.4	
	302	323	324	360	359	357	323	110	323	360	360	360	No. of Bihours

LETTERS a TO k INDICATE THE NUMBER OF MISSING BIHOURLY VALUES 1 TO 11, RESPECTIVELY

TABLE 240

DAILY MEAN DEPARTURES FROM BALANCE, +100 (IN UNITS OF 0.1% OF TOTAL COSMIC-RAY IONIZATION)
CORRECTED TO 760 mm Hg, ON GREENWICH MEAN TIME, FREDERICKSBURG MAGNETIC OBSERVATORY, 1965

Day	Jan.	Feb.	Mar.	Apr.	May	June	July	Aug.	Sept.	Oct.	Nov.	Dec.											Day
1	91	103[e]	95[k]	96[a]	85	73	73		77	79	98	104											1
2	84		90[c]	97	85	72	69[i]		78	83	96	95											2
3	93	102[i]	89	100	82	73[b]	65	74[i]	80	88	92	97											3
4	92	106	87	96	83	72[a]	69	73	82	91[a]	92	94[j]											4
5	92	101	96	91	84	71	68	69	78	89	95												5
6	96	94	107	85	81	68	69	67	78	86	95	110[h]											6
7	92	84	100	90	81	69	68[a]	70	79	83	93	109											7
8	85	81	101	90	79[b]	69	72[c]	68	80	86	97	104[b]											8
9	86	83	99	94	77	69	77	68	81	94	100	100											9
10	89	76	106[b]	93	74	70	76	70	76	93	97	100											10
11	94	79	105	89	80	67	78	70[c]	80	86	95	99											11
12	93	77	102	86	86	70	81	70	78	90	93	98											12
13	96	89	102	94	90	73	75	72	73	91	92	104[b]											13
14	100	89	101	97[c]	87	72	80	70	78	88	96	101											14
15	99	87	104	89	77	72	82[e]	68	78	90	93	104											15
16	100	84	95	94	78	64		72	79	86	92	101											16
17	104	87	95	95	78	60		80[d]	73	88	105	108											17
18	102	97	93	89	80	68		76	74	82	103	112											18
19	104	107	98	86	75	71		74	75	82	104	111											19
20	93	106	103[a]	89	82	68[a]		80	78	84	99	115											20
21	90	98		85	80	67[b]		78	78	87	98	120											21
22	86	102[g]	104[j]	83	78	71[c]		74	75[b]	90	101	107											22
23	82		96	83	75	64[e]		78	76	92	104	99											23
24	87		93	88	79	68		77	81	99[h]	103	96											24
25	92		90	84	76	74		77	86	89[g]	100	99											25
26	89		86	84	75	68[c]		78	79	91	95	106											26
27	95		92[b]	85	73	65		80	83	94	93	108											27
28	106		92	89	77	66		80	80	97	103	106											28
29	108		88	91[d]	80	67		85	80	97	106	101											29
30	112		95	86[a]	81	70[e]		80	78	88	110	95											30
31	116		98		79			76		91		92											31
Mean	95.1	92.0	96.7	89.9	79.9	69.0	73.5	74.3	78.4	88.8	98.0	103.2											
	372	231	331	351	370	339	162	332	358	353	360	338	No of Bihours										

LETTERS a TO k INDICATE THE NUMBER OF MISSING BIHOURLY VALUES 1 TO 11, RESPECTIVELY

TABLE 241

DAILY MEAN DEPARTURES FROM BALANCE, +100 (IN UNITS OF 0.1% OF TOTAL COSMIC-RAY IONIZATION)
CORRECTED TO 760 mm Hg, ON GREENWICH MEAN TIME, FREDERICKSBURG MAGNETIC OBSERVATORY, 1966

Day	Jan.	Feb.	Mar.	Apr.	May	June	July	Aug.	Sept.	Oct.	Nov.	Dec.												Day
1	93	106	103	91[g]	81	80	76[b]	68	60	56	67	80												1
2	91	111	101	94	81	79	75	73	61	56	65	81												2
3	90	111	96	88	80	71	76	75	56	54	71	85												3
4	98	112	94	84	86	72	77[f]	74	52	53	74	79												4
5	95	112	104	91	83	74		75	62	60	73	77												5
6	99	104	114	93	84	78	79[h]	74	64	62	76	74												6
7	104	99	110	94	89	76	80	76	66	62	73[b]	71												7
8	113	98	109	97	88	77	84	74	70	58	72	76												8
9	104	95	109	99	88	74	72	74	72	61	70	74												9
10	102	92	99	102	90	80	69	76	72	63	68	78												10
11	108	95	100[b]	94	83	80	76	72	74	69	68	81												11
12	109	94	103	86	78[h]	80	73	75	72	68[b]	72	85												12
13	103	96	100	90	83[g]	78	70	72	74	65	76	85												13
14	107	96	98[b]	95	85	79	72	71	71	60	80	76												14
15	102	93	95	95	85	86	77[b]	68	70	63	79	75												15
16	108	96	103[c]	99	85	86	74	71	69	58	78	75												16
17	111	104	105	96	84	87[b]	76	74	65	60[c]	75	76												17
18	115	102	101[d]	90[a]	86	84	72	73	66		71	78												18
19	117	105		84	87	86	71	72	63	78[d]	78	84												19
20	110	107		87	87	82	75	72	65[f]	76	86	89												20
21	105	106[g]	95[g]	85	84	79	76	75		69[a]	84	87												21
22	100	108	92[f]	82	84	82	76	71	58[i]	67	80	80												22
23	104	100	85[h]	81	83	83	73	67	65	68	78	82												23
24	105	102	91[g]	79	82	80	72	70	49	68[b]	73	86												24
25	100	107	92	84	86	73	73[b]	72	51	70	73	83												25
26	100	111	78[i]	85	81	76	73	74[e]	53	67	79	80												26
27	106	103		84	75	75	68		56	64	77	74												27
28	108	98	92[f]	81	81	81	68		54	62	83	69												28
29	107		92[k]	81	82	76	71	75[g]	57	64	92	72												29
30	114		85[d]	81	85	75	75	72	58	71	87	75												30
31	110				87		71	57		69[b]		72												31
Mean	104.5	102.4	97.8	89.1	84.0	79.0	74.0	72.1	62.9	64.0	75.9	78.7												
	372	329	255	352	357	358	340	336	333	340	358	372	No. of Bihours											

LETTERS a TO k INDICATE THE NUMBER OF MISSING BIHOURLY VALUES 1 TO 11, RESPECTIVELY

TABLE 242

DAILY MEAN DEPARTURES FROM BALANCE, +100 (IN UNITS OF 0.1% OF TOTAL COSMIC-RAY IONIZATION)
CORRECTED TO 760 mm Hg, ON GREENWICH MEAN TIME, FREDERICKSBURG MAGNETIC OBSERVATORY, 1967

Day	Jan.	Feb.	Mar.	Apr.	May	June	July	Aug.	Sept.	Oct.	Nov.	Dec.										Day
1	72	77	90	70	71	54	53	54	58	61	53	66										1
2	77	78	76	66	60	62	51	57	63	63	58	64										2
3	73	82	76	67	68[b]	61	56	55[b]	57	62	63	67										3
4	78	80	79	73	71	62	60	57	56	58	64	69										4
5	91	84	71	69	71	63	65[c]	54	56	55	71	62										5
6	86	76	71	64	72	59	59	54	57	63	77	64										6
7	71	73	72	67	72	54	60	52	59	67	82	68										7
8	68	72	81	78	76	54	56	56	56	68	79	71										8
9	72	67	76	74	80	56	55	52	61	64	72	73										9
10	73	74	70	67	74	59	57	52	60	62	67	74										10
11	86	76	72	78	67	59	58	54	60	64	65	68										11
12	77	78	77	77	67	61	57	56	57	65	69	70										12
13	72	78	76	71	70	62	60	54	61[b]	62	71	65										13
14	69	78	72	68	68	62	64	58	60	62	79	68										14
15	68	77	74	67	68	59	58	58	57	61	81	80										15
16	77	72	92	72	79	58[d]	60	58	60	60	79	79										16
17	72	71	93	73	79	57	63	57	60	59	72	73										17
18	75	73	93	76	81	61[g]	66	55	59	65	75	65										18
19	82	74	86	78	72	64[f]	64	54	61	74	80	59										19
20	77	74	76	77	74	65	64	54	60	71	79	61										20
21	73	78	80	75	71[e]	62	63	56	58	67	80	60										21
22	72	84	84	75	82[g]	63	66	54	59	69	74	60										22
23	71	88	86	75	77	60	64	57	63	65	74	77										23
24	73	100	90	79	74	62	62	56	62	69	68	80										24
25	72	98	84	82	70	60	63	54	63	70	66	79										25
26	74	87	81	78	57[b]	62	61	54	59	76	63	80										26
27	79	78	79	84	50	62	64	53	59	70	66	81										27
28	94	83	76	85	53	55	63	53	61	68	73	75										28
29	92		78	83	61	54	58	57	60	67	73	79										29
30	87		79	76	59	50	57	57	63	55	68	74										30
31	82		74		60		55	59		48		72										31
Mean	76.9	78.9	79.5	74.1	69.5	59.4	60.1	55.2	59.5	64.2	71.4	70.4										
	372	336	372	360	356	343	369	370	358	372	360	372	No of Bihours									

LETTERS a TO k INDICATE THE NUMBER OF MISSING BIHOURLY VALUES 1 TO 11, RESPECTIVELY

TABLE 243

DAILY MEAN DEPARTURES FROM BALANCE, +100 (IN UNITS OF 0.1% OF TOTAL COSMIC-RAY IONIZATION)
CORRECTED TO 760 mm Hg, ON GREENWICH MEAN TIME, FREDERICKSBURG MAGNETIC OBSERVATORY, 1968

Day	Jan.	Feb.	Mar.	Apr.	May	June	July	Aug.	Sept.	Oct.	Nov.	Dec.												Day
1	73	67	88	78	76	63	57	62	70	58	35	66												1
2	72	61	83	79	79	61	58	64	69	63[e]	35	63												2
3	66	74	88	75	69	63	62	59	71	53	42	62												3
4	72	68	83	68	74	68	62	58	72	62	55	70												4
5	78	70	80	70	74	62	66	60	75	63	55	75												5
6	74	74	80	72	76	61	64	58	73	56	59	68												6
7	75	77	83	68	73	65	62	55	52	56	61	73												7
8	80	83	76	60	68	62	61	58[d]	58	55	68	83												8
9	76	86	73	63	69	55	64	55	61	57	69	80												9
10	75	94	75	71	73[f]	60	61	56	62	60	70	79												10
11	79	88	71	78		50	52	58	61	62	69	75												11
12	73	81[c]	67	70		48[d]	49	60	64	60	72	61												12
13	73		74	68	68[h]		47	62	59	65	73	59												13
14	78	88[i]	80	68	64	58[f]	49	55	60	64[a]	68	67												14
15	88	82[b]	70[b]	74	62	57	51	56	57	60	63	77												15
16	86	87	75	77	62	60	54	58	59	57	53	49												16
17	82	87[a]	77	75	65	57	56	56	60	58	48	77												17
18	74	92[d]	76	76	65	56	59	56	59	56	55	75												18
19	75	87	71[b]	73	66	56	58	58	61[c]	57	73	69												19
20	78	90		75	73	60	56	55	58[c]	61	77	74												20
21	74	93	64	72	71	56	57	59	59	67	68	74												21
22	78	92	62	74	71	56	57	63	61	64	64	68												22
23	80	81	72	76	66	59	58	69	58	70	67	70												23
24	80	82	85	75	59	58	55	70	58	65	68	84												24
25	74	86	74	75	63	60	60	72	61	73	66	83												25
26	64	86	72	77	66	59	60	77	63	82	64	77												26
27	54	88	72	74	69	57	57	76	67	66	60	71												27
28	59	89	71	73	69	66	58	73	63	75	62	68												28
29	62	84	74	77	71	61	63	72	62	68	63	81												29
30	68		78	80	68	56	62	73	66	51	71	77												30
31	67		74		68		60	71		47		71												31
Mean	73.8	82.8	75.6	73.0	68.9	59.0	57.9	62.4	62.6	61.6	61.8	72.8												
	372	317	356	360	334	338	372	368	354	364	360	372	No of Bihours											

LETTERS a TO k INDICATE THE NUMBER OF MISSING BIHOURLY VALUES 1 TO 11, RESPECTIVELY

TABLE 244 DIURNAL VARIATION IN DEPARTURES FROM BALANCE, +1000 (IN UNITS OF 0.01% OF TOTAL COSMIC-RAY IONIZATION) CORRECTED TO 760 mm Hg, ON GREENWICH MEAN TIME, FOR DAYS WITH COMPLETE RECORDS; BY MONTHS, SEASONS, AND YEAR, FREDERICKSBURG MAGNETIC OBSERVATORY, 1960

	1h	3h	5h	7h	9h	11h	13h	15h	17h	19h	21h	23h	Mean	No. of complete days
Jan.	521	502	505	490	485	475	468	485	498	510	517	503	497	31
Feb.	572	559	571	559	571	561	566	584	593	600	595	581	576	28
Mar.	660	664	674	655	666	660	666	679	693	683	678	662	670	31
Apr.	382	400	392	388	402	404	413	418	419	416	426	406	406	22
May	375	365	384	370	370	365	370	364	378	386	391	360	373	25
June	357	336	322	347	341	342	317	311	322	347	348	342	336	13
July	362	292	298	322	332	280	340	312	375	345	310	315	324	4
Aug.	463	464	424	433	428	392	418	436	486	502	480	517	454	9
Sept.	508	491	498	493	501	491	482	495	513	525	509	520	502	22
Oct.	534	530	526	525	520	530	522	541	571	562	578	560	542	31
Nov.	546	558	548	532	545	554	557	563	578	567	565	551	555	25
Dec.	735	726	729	727	740	745	733	737	752	739	749	733	737	31
I	594	586	588	577	585	584	581	592	605	604	606	592	591	115
II	521	521	522	515	522	521	521	533	549	546	548	537	530	106
III	389	364	357	368	368	345	361	356	390	395	382	384	372	51
Year	501	490	489	487	492	483	488	494	515	515	512	504	498	272

TABLE 245 DIURNAL VARIATION IN DEPARTURES FROM BALANCE, +1000 (IN UNITS OF 0.01% OF TOTAL COSMIC-RAY IONIZATION) CORRECTED TO 760 mm Hg, ON GREENWICH MEAN TIME, FOR DAYS WITH COMPLETE RECORDS; BY MONTHS, SEASONS, AND YEAR, FREDERICKSBURG MAGNETIC OBSERVATORY, 1961

	1h	3h	5h	7h	9h	11h	13h	15h	17h	19h	21h	23h	Mean	No. of complete days
Jan.	811	804	818	801	806	818	815	818	818	833	831	813	816	31
Feb.	726	734	724	734	734	750	734	768	749	770	741	726	741	28
Mar.	759	744	754	740	774	774	780	790	781	776	764	766	772	29
Apr.	756	741	758	769	766	766	781	770	798	759	778	754	766	25
May	694	687	697	690	695	678	685	687	698	711	697	691	692	31
June	593	609	598	592	574	585	576	587	590	610	597	597	592	30
July	481	499	479	511	482	490	482	485	494	497	493	483	490	30
Aug.	574	567	567	546	548	549	541	547	579	585	594	581	565	31
Sept.	588	599	587	585	592	593	586	583	615	629	630	624	601	29
Oct.	701	701	712	726	717	724	721	703	716	734	737	726	718	27
Nov.	829	833	836	841	840	827	835	824	847	846	838	830	836	29
Dec.	898	902	887	895	896	900	910	907	909	908	898	886	900	27
I	816	818	816	818	819	824	824	829	831	839	827	814	823	115
II	701	704	703	712	712	714	717	712	728	724	727	718	714	110
III	586	590	585	585	575	576	571	576	590	601	595	588	585	122
Year	701	704	701	705	702	705	704	706	716	721	716	707	707	347

TABLE 246 DIURNAL VARIATION IN DEPARTURES FROM BALANCE, +1000 (IN UNITS OF 0.01% OF TOTAL COSMIC-RAY IONIZATION) CORRECTED TO 760 mm Hg, ON GREENWICH MEAN TIME, FOR DAYS WITH COMPLETE RECORDS; BY MONTHS, SEASONS, AND YEAR, FREDERICKSBURG MAGNETIC OBSERVATORY, 1962

	1h	3h	5h	7h	9h	11h	13h	15h	17h	19h	21h	23h	Mean	No. of complete days
Jan.	900	901	901	899	900	907	915	918	930	935	911	913	911	26
Feb.	851	844	828	830	808	828	843	840	858	872	859	883	845	28
Mar.	894	860	880	863	886	885	893	890	894	895	894	876	884	30
Apr.	778	775	766	774	765	777	782	777	783	796	799	792	780	30
May	727	714	700	695	682	700	724	694	716	725	715	710	708	29
June	670	661	656	654	641	640	636	646	668	678	684	670	659	27
July	634	618	619	601	620	597	630	623	643	659	649	646	628	25
Aug.	599	622	619	599	602	609	598	626	645	662	653	652	624	17
Sept.	666	648	653	646	644	631	643	655	658	663	679	668	654	28
Oct.	731	729	716	720	716	718	722	730	737	746	751	727	729	28
Nov.	825	826	822	809	819	821	827	842	867	861	851	864	836	27
Dec.	893	907	914	902	892	893	903	910	944	933	936	927	913	22
I	867	870	866	860	855	862	872	878	900	900	889	897	876	103
II	767	753	754	751	753	753	760	763	768	775	781	766	762	116
III	658	654	648	637	636	636	647	647	668	681	675	670	655	98
Year	764	759	756	749	748	750	760	763	779	785	782	778	764	317

TABLE 247 DIURNAL VARIATION IN DEPARTURES FROM BALANCE, +1000 (IN UNITS OF 0.01% OF TOTAL COSMIC-RAY IONIZATION) CORRECTED TO 760 mm Hg, ON GREENWICH MEAN TIME, FOR DAYS WITH COMPLETE RECORDS; BY MONTHS, SEASONS, AND YEAR, FREDERICKSBURG MAGNETIC OBSERVATORY, 1963

	1h	3h	5h	7h	9h	11h	13h	15h	17h	19h	21h	23h	Mean	No. of complete days
Jan.	961	941	954	947	938	934	945	941	979	981	946	961	957	29
Feb.	1018	1017	1032	997	1015	1013	1014	1032	1049	1027	1053	1014	1023	28
Mar.	930	891	930	939	920	932	946	920	944	983	939	925	933	21
Apr.	853	864	849	875	876	869	854	882	865	882	879	856	867	10
May	736	758	763	752	755	740	735	744	766	779	776	742	754	19
June	724	726	736	717	719	721	718	717	729	744	746	742	728	30
July	713	696	684	688	689	694	709	715	723	730	730	729	708	28
Aug.	673	688	670	691	677	678	682	689	705	702	712	689	688	24
Sept.	663	650	650	647	650	666	678	670	670	670	663	656	661	21
Oct.	738	714	733	707	746	726	755	736	749	768	764	730	739	20
Nov.	840	841	841	843	824	847	841	834	862	872	865	853	847	29
Dec.	974	974	977	964	958	969	956	968	958	984	978	971	969	19
I	948	943	951	938	934	941	939	951	962	966	968	950	949	105
II	796	780	790	792	798	798	808	802	807	826	811	792	800	72
III	712	717	713	712	710	708	711	716	731	739	741	726	720	101
Year	819	813	818	814	814	816	819	823	833	844	840	823	823	278

TABLE 248 DIURNAL VARIATION IN DEPARTURES FROM BALANCE, +1000 (IN UNITS OF 0.01% OF TOTAL COSMIC-RAY IONIZATION) CORRECTED TO 760 mm Hg, ON GREENWICH MEAN TIME, FOR DAYS WITH COMPLETE RECORDS; BY MONTHS, SEASONS, AND YEAR, FREDERICKSBURG MAGNETIC OBSERVATORY, 1964

	1h	3h	5h	7h	9h	11h	13h	15h	17h	19h	21h	23h	Mean	No. of complete days
Jan.	842	851	832	826	825	833	832	856	845	850	839	858	841	24
Feb.	910	900	904	890	906	910	915	917	922	940	914	922	912	26
Mar.	862	835	858	854	861	840	845	857	858	882	895	869	860	25
Apr.	805	787	806	778	790	797	799	812	813	818	827	818	804	30
May	737	742	745	744	739	734	718	742	732	740	735	753	738	29
June	673	684	686	690	683	695	692	708	700	713	711	707	695	29
July	700	680	684	671	693	692	702	706	724	733	732	710	702	25
Aug.	704	684	688	678	689	705	678	692	706	744	769	716	704	8
Sept.	681	697	711	695	694	696	695	683	693	720	709	691	697	25
Oct.	772	772	789	779	766	772	771	781	811	812	793	779	783	29
Nov.	826	825	813	823	825	815	826	830	845	854	851	840	831	30
Dec.	885	879	880	864	879	866	881	858	888	881	884	865	876	28
I	866	864	857	851	859	856	864	865	875	881	872	871	865	108
II	780	773	791	776	778	776	778	783	794	808	806	789	786	109
III	704	698	701	696	701	706	698	712	716	732	737	722	710	91
Year	783	778	783	774	779	779	780	787	795	807	805	794	787	308

TABLE 249 DIURNAL VARIATION IN DEPARTURES FROM BALANCE, +1000 (IN UNITS OF 0.01% OF TOTAL COSMIC-RAY IONIZATION) CORRECTED TO 760 mm Hg, ON GREENWICH MEAN TIME, FOR DAYS WITH COMPLETE RECORDS: BY MONTHS, SEASONS, AND YEAR, FREDERICKSBURG MAGNETIC OBSERVATORY, 1965

	1h	3h	5h	7h	9h	11h	13h	15h	17h	19h	21h	23h	Mean	No. of complete days
Jan.	943	934	958	953	955	952	949	954	958	948	957	951	951	31
Feb.	903	899	903	893	901	893	889	917	907	918	916	902	903	18
Mar.	958	963	948	972	974	962	960	969	970	968	975	940	963	24
Apr.	894	882	882	896	900	897	898	906	895	899	896	895	895	26
May	791	798	804	803	809	799	786	804	795	813	798	793	799	30
June	675	682	692	698	687	692	682	671	702	703	711	684	690	22
July	714	737	709	754	724	727	731	727	762	737	762	751	736	11
Aug.	724	745	750	733	740	731	738	743	750	751	752	749	742	26
Sept.	800	787	784	791	769	779	774	787	786	788	788	786	785	29
Oct.	878	864	880	895	881	865	889	899	881	913	893	871	884	28
Nov.	982	983	969	981	973	982	965	986	980	997	992	971	980	30
Dec.	1028	1026	1037	1048	1020	1029	1021	1025	1033	1040	1051	1025	1032	26
I	964	960	967	969	962	964	956	970	970	976	979	962	966	105
II	882	874	874	888	881	876	880	890	883	892	888	873	882	107
III	726	740	739	747	740	737	734	736	752	751	756	744	742	89
Year	857	858	860	868	861	859	857	865	868	873	874	860	863	301

TABLE 250 DIURNAL VARIATION IN DEPARTURES FROM BALANCE, +1000 (IN UNITS OF 0.01% OF TOTAL COSMIC-RAY IONIZATION) CORRECTED TO 760 mm Hg, ON GREENWICH MEAN TIME, FOR DAYS WITH COMPLETE RECORDS; BY MONTHS, SEASONS, AND YEAR, FREDERICKSBURG MAGNETIC OBSERVATORY, 1966

	1h	3h	5h	7h	9h	11h	13h	15h	17h	19h	21h	23h	Mean	No. of complete days
Jan.	1045	1039	1049	1038	1038	1044	1013	1025	1070	1062	1065	1062	1046	31
Feb.	1024	1001	1025	1021	1022	1019	1021	1030	1027	1039	1018	1019	1022	27
Mar.	1021	1011	1013	1023	1008	1034	1025	1032	1029	1018	1007	1015	1020	15
Apr.	893	892	887	887	886	870	884	882	895	893	917	893	890	28
May	844	840	833	836	821	804	823	837	866	874	872	865	843	29
June	771	770	776	791	781	786	771	790	806	815	792	795	787	29
July	742	732	738	714	722	723	708	731	743	756	762	760	736	25
Aug.	717	714	719	712	726	716	701	718	727	736	724	729	720	27
Sept.	616	607	629	618	616	606	634	650	646	659	640	649	631	27
Oct.	610	640	627	621	622	628	611	640	638	648	638	630	629	24
Nov.	748	740	765	746	746	756	756	770	775	770	776	760	759	29
Dec.	777	779	782	782	793	801	782	785	804	797	790	780	788	31
I	898	890	905	897	900	905	893	902	919	917	912	905	904	118
II	785	788	789	787	783	784	788	801	802	804	800	797	792	94
III	768	764	766	763	762	757	751	769	786	795	788	787	772	110
Year	817	814	820	816	815	815	811	824	836	839	833	830	823	322

TABLE 251 DIURNAL VARIATION IN DEPARTURES FROM BALANCE, +1000 (IN UNITS OF 0.01% OF TOTAL COSMIC-RAY IONIZATION) CORRECTED TO 760 mm Hg, ON GREENWICH MEAN TIME, FOR DAYS WITH COMPLETE RECORDS; BY MONTHS, SEASONS, AND YEAR, FREDERICKSBURG MAGNETIC OBSERVATORY, 1967

	1h	3h	5h	7h	9h	11h	13h	15h	17h	19h	21h	23h	Mean	No. of complete days
Jan.	773	746	764	761	758	775	761	775	785	787	775	765	769	31
Feb.	802	775	774	790	781	764	765	794	804	804	809	799	788	28
Mar.	798	782	809	797	789	776	789	780	816	821	800	795	796	31
Apr.	745	737	729	721	727	719	722	737	746	767	771	768	741	30
May	680	667	687	702	690	698	728	708	696	716	690	674	695	27
June	593	608	605	606	598	577	580	583	585	592	597	592	593	27
July	597	599	608	598	600	602	591	612	590	614	596	595	600	30
Aug.	552	547	553	558	546	538	557	548	550	564	563	555	553	30
Sept.	595	572	582	590	582	584	591	594	604	622	613	617	595	29
Oct.	646	647	640	642	644	636	643	632	638	630	658	660	643	31
Nov.	718	728	726	719	698	699	708	716	712	721	707	721	714	30
Dec.	702	688	704	693	674	689	698	708	716	731	732	713	704	31
I	749	734	742	741	728	732	733	748	754	761	756	750	744	120
II	696	684	690	688	686	679	686	686	701	710	710	710	694	121
III	606	605	613	616	608	604	614	613	605	622	612	604	610	114
Year	684	674	682	682	674	672	678	682	687	698	693	688	683	355

TABLE 252 DIURNAL VARIATION IN DEPARTURES FROM BALANCE, +1000 (IN UNITS OF 0.01% OF TOTAL COSMIC-RAY IONIZATION) CORRECTED TO 760 mm Hg, ON GREENWICH MEAN TIME, FOR DAYS WITH COMPLETE RECORDS; BY MONTHS, SEASONS, AND YEAR, FREDERICKSBURG MAGNETIC OBSERVATORY, 1968

	1h	3h	5h	7h	9h	11h	13h	15h	17h	19h	21h	23h	Mean	No. of complete days
Jan.	733	726	731	709	719	722	737	746	765	750	751	755	737	31
Feb.	822	823	816	817	815	818	802	815	821	849	816	823	820	23
Mar.	749	753	760	755	739	753	762	759	768	777	772	762	759	28
Apr.	731	714	732	724	714	712	710	737	746	749	755	742	730	30
May	695	691	675	684	680	681	657	705	701	703	697	681	687	27
June	583	585	593	598	584	605	586	609	601	586	607	595	594	27
July	566	562	576	582	581	569	575	583	608	588	583	584	579	31
Aug.	625	626	631	612	609	600	615	618	628	647	652	644	626	30
Sept.	650	636	632	623	619	613	615	627	626	634	638	637	629	28
Oct.	641	609	604	608	610	601	599	610	621	626	625	624	615	29
Nov.	608	614	619	602	610	595	600	605	644	635	637	639	617	30
Dec.	719	717	719	725	708	724	715	735	748	739	748	727	727	31
I	720	720	717	713	713	715	714	725	744	743	738	736	725	115
II	693	678	682	678	670	670	672	683	690	696	698	691	683	115
III	617	616	619	619	614	616	608	629	632	631	635	626	622	115
Year	677	671	673	670	666	667	665	679	689	690	690	684	677	345

TABLE 253

Daily Mean Departures from Balance (in units of 0.1 per cent of total cosmic-ray ionization)
Corrected to 29 in. Hg, on Greenwich Mean Time, Christchurch Magnetic Observatory, 1959

Day	Jan.	Feb.	Mar.	Apr.	May	June	July	Aug.	Sept.	Oct.	Nov.	Dec.												Day
1	-319	-330	-328	-332	-319	-314	-323	-323	-332	-328	-349	-345												1
2	-312	-338	-336	-333	-315	-324	-325	-329	-335	-326	-346	-343												2
3	-319	-338	-333	-329	-312	-316	-327	-332	-333	-329	-346	-356												3
4	-322	-339	-331	-330	-316	-319[g]	-329	-332	-346	-327	-342	-367												4
5	-323	-337	-329	-324	-317	-327	-326	-328	-355	-332	-345	-364												5
6	-329	-339	-331	-324	-317	-317	-325	-333	-354	-334	-336	-359												6
7	-333	-340	-333	-325	-317	-318	-326	-333	-341	-341	-341	-355												7
8	-339	-332	-333	-323[h]	-317	-324	-319	-335	-339	-341	-344	-354												8
9	-338	-327	-327		-316	-321	-316	-330	-334	-342	-338	-349												9
10	-338	-321	-324	-326[a]	-308	-319	-321	-331	-337	-339	-337	-346												10
11	-334	-329	-324	-327	-316	-321	-325	-330	-337	-339	-341	-350												11
12	-328[k]	-347	-326	-330[b]	-351	-330	-347	-334	-337	-333	-344	-347												12
13		-343	-336	-332[b]	-346	-322	-352	-333[c]	-336	-338	-343	-345												13
14		-344	-341	-336	-350	-318	-345	-331[b]	-335	-332	-342	-337												14
15		-352	-340	-339	-348	-321	-368	-326	-346	-327	-340	-337												15
16	-332[g]	-354	-334	-330	-342	-331	-381	-327	-347	-328	-339	-342												16
17	-333	-352	-330	-323	-334	-333	-364	-330	-344	-333	-339	-340												17
18	-335	-348	-328	-322	-333	-336	-388	-330	-343	-328	-343	-339												18
19	-330	-345	-329	-321	-328	-339	-371	-336	-349	-329	-341	-335												19
20	-333	-337	-328	-320	-327	-336	-352	-350	-352	-328	-342	-339												20
21	-334	-329	-332	-321	-332	-334	-346	-341	-353	-330	-339	-345												21
22	-327	-331	-332[d]	-324	-324	-324	-342	-339	-347	-331	-346	-345												22
23	-323	-336	-334[b]	-326	-325	-326	-334	-334	-341	-334	-343	-348												23
24	-330	-338	-334	-335	-321	-328	-331	-336	-339	-334	-333	-349												24
25	-331	-336	-325	-332	-319	-327	-328	-333	-335	-338	-335	-352												25
26	-338	-338	-338	-324	-316	-324	-325	-333	-341	-338	-343	-349												26
27	-341	-333	-342	-311	-317	-322	-331	-323	-338	-335	-337	-345												27
28	-344	-331	-340	-309	-309	-328[d]	-327	-324	-332	-339	-342	-349												28
29	-344		-333	-322	-306	-330[b]	-327	-330	-336	-338	-342	-347												29
30	-331		-330	-323	-309	-331	-325	-332	-332	-345	-345	-347												30
31	-326		-333		-317		-319	-335		-349		-350												31
Mean	-331.0	-338.0	-332.1	-326.0	-323.4	-325.3	-337.6	-332.0	-340.9	-334.4	-341.4	-347.6												
	323	336	366	335	372	354	372	365	360	372	360	372	No. of Bihours											

LETTERS a TO k INDICATE THE NUMBER OF MISSING BIHOURLY VALUES 1 TO 11, RESPECTIVELY

TABLE 254

Daily Mean Departures from Balance (in units of 0.1 per cent of total cosmic-ray ionization)
Corrected to 29 in. Hg, on Greenwich Mean Time, Christchurch Magnetic Observatory, 1960

Day	Jan.	Feb.	Mar.	Apr.	May	June	July	Aug.	Sept.	Oct.	Nov.	Dec.											Day
1	-349	-351	-347	-360[d]	-355	-335	-332	-333[a]	-335[c]	-337[a]	-353[b]	-333											1
2	-343	-354	-351	—	-345	-332	-331	-333	-334[d]	—	-353	-331[k]											2
3	-342	-354	-350	—	-343	-330[a]	-333	-334	-335	-342[b]	-352	—											3
4	-343	-357	-352	-357	-346	-331	-335	-328	-342	-338	-336[k]	—											4
5	-348	-360	-349[b]	-350	-343	-342	-329	-312	-340[e]	-339[f]	—	-338[b]											5
6	-346	-349	—	-343	-340[c]	-340	-328	-313	-342[f]	-357	—	-336[b]											6
7	-352	-352	-357[a]	-352	-341[b]	-341	-329	-316[a]	-351[d]	-364	-333[b]	-337[b]											7
8	-352	-354	-353	-356	-345[f]	-342	-329	-311	-347[k]	-356	-333[a]	-339											8
9	-355	-349	-354[c]	-347	-356[c]	-336	-328	-311	-340[b]	-351	-337[b]	-340[b]											9
10	-352	-345	—	-339	-345	-330	-327	-312	-339	-351	-333	-336											10
11	-359	-354	-341[a]	-341	-344	-326	-329	-314	-341	-349[h]	-336	-336[h]											11
12	-355	-348	-338	-340	-352	-322	-325	-317	-341[e]	-343[a]	-338	—											12
13	-353[a]	-350	-345	-339[e]	-352	-320	-320	-319	-333[f]	-336	-372	—											13
14	—	-360	-343	-329[k]	-356	-320	-327	-320	-338[d]	-344[b]	-376	—											14
15	-369[a]	-351	-344	-337	-352	-327	-347	-328[b]	—	-338	-363	-327[a]											15
16	-372	-349	-341	-338	-345[a]	-330	-342[a]	-328	-331[a]	-344	-366	-340[b]											16
17	-369	—	-335	-339	-341	-329	-341[a]	-331	-336	-345	-352	-333											17
18	-373	—	-340	-336	-334	-328	-344	-327	-335	-352	-350	-339											18
19	-361	-334[a]	-339	-338	-337	-327	-346	-325	-332	-343	-353	-334											19
20	-363	-338	-338	-338	-333	-324	-356[f]	-322	-330	-339	-349[a]	-329[a]											20
21	-358	-346	-339	-335	-335	-321	-335[a]	-325	—	-335	-340[a]	—											21
22	-356	-349	-341	-332	-331	-323	-337	-329[b]	—	-333	-356[a]	—											22
23	-357	-346	-338	-333	-334	-323	-336	-329	-329	-341	-349[a]	-342											23
24	-358	-350	-338	-337	-335	-330	-334	-328	-327	-340	-358[a]	-340											24
25	-357	-354	-332	-330	-336	-329	-336	-331	-331	-345	-355[a]	-345											25
26	-358	-349	-330	-323	-331	-326	-316[b]	-333	-332	-344	-348	-349											26
27	-358	-340	-327	-335	-335	-332	-317[h]	-329	-332	-350	-341	-350											27
28	-360	-339[g]	-332	-348	-335	-338	-326	-331	-332	-358[b]	-344[a]	-344											28
29	-357	-346[a]	-330[g]	-345	-349	-329	-329	-349[b]	-332	-353	-344	-339											29
30	-348		-340[g]	-346	-345	-332	-324[h]	-340	-334[b]	-354	-344	-346											30
31	-349		-353		-345		-336[f]	-341		-348[k]		-348											31
Mean	-355.7	-349.2	-342.0	-340.8	-342.2	-329.8	-332.1	-325.8	-336.0	-345.6	-348.7	-338.8											
	358	315	332	316	357	359	335	364	262	327	311	257	No of Bihours										

LETTERS a TO k INDICATE THE NUMBER OF MISSING BIHOURLY VALUES 1 TO 11, RESPECTIVELY

TABLE 255

Daily Mean Departures from Balance (in units of 0.1 per cent of total cosmic-ray ionization)
Corrected to 29 in. Hg, on Greenwich Mean Time, Christchurch Magnetic Observatory, 1961

Day	Jan.	Feb.	Mar.	Apr.	May	June	July	Aug.	Sept.	Oct.	Nov.	Dec.
1	-352	-350	-344	-336	-337	-333	-327	-333	-331	-355	-330	-339
2	-352	-349	-352	-329	-334	-336	-333	-335	-330	-357	-339	-346
3	-353	-348[b]	-351	-337	-337	-334	-329	-338	-331	-351	-343	-343
4	-356	-342	-347	-340	-333	-331[c]	-332	-329	-334	-349	-341	-343
5	-347	-348	-342	-343	-334		-330	-325	-337	-348	-336	-346
6	-342	-352	-335	-342	-332[c]		-334	-326	-335	-343		-350
7	-339	-351		-336			-327	-325[a]	-336	-346		-349
8	-339	-352		-341	-331[a]		-323	-328	-336	-344		-352
9	-344	-357		-341	-330		-324	-327	-338	-341		-345
10	-343[b]	-345		-342	-331		-326	-331	-330	-339		-340
11	-341	-341		-339	-326		-329	-331	-334	-336		-343
12	-342	-334		-341	-331		-325	-332	-342	-339		-339
13	-341[a]	-336		-347	-331		-330	-331	-335	-342	-337[c]	-341
14	-339	-337	-341[b]	-359	-327		-351	-331	-327	-342	-338	-340
15	-341	-334	-339	-357	-326		-352	-330	-329	-339	-336	-334
16	-338	-346	-344	-353	-330	-347[a]	-351	-331	-332	-338	-335	-340
17	-339	-343	-341	-348	-336	-343[b]	-347	-326	-329	-340	-331	-342
18	-340	-338[a]	-337	-343	-332		-339	-329	-330	-341	-326	-340
19	-342	-345[c]	-345	-346	-329	-341[b]	-345	-333	-333	-345	-335	-343
20	-339[a]	-353[a]	-349	-351	-334	-338[k]	-340	-334	-334	-342	-335	-341[b]
21	-339	-349	-350	-338	-330	-335[a]	-340	-331	-329	-346	-337	-346
22	-342[b]	-347	-348	-338	-331	-330[a]	-343	-332	-326	-340	-342	-343
23	-350[d]	-347	-349	-345	-336		-342	-331	-323	-341	-342	-338
24	—	-352	-344	-344	-331		-343	-331	-328	-339	-345	-337
25	-347[a]	-356	-338	-339	-332		-348	-328	-335	-338	-344	-340
26	-349[c]	-348	-337[c]	-334	-327		-341	-327	-332	-338[a]	-340	-342
27	—	-348	-337[b]	-330	-333	-328[k]	-358	-326	-330	-336[c]	-337	-346
28	—	-345	-341	-331	-334	-320	-352	-323	-337	-338	-339	-351
29	—		-338	-333	-335[b]	-325	-344	-323	-334	-341	-334	-350
30	—		-340	-338	-328	-326	-339	-327	-334	-337	-332	-348
31	-351[b]		-341		-329		-335	-336		-333		-348
Mean	-344.1	-346.2	-342.9	-341.4	-331.6	-333.4	-338.0	-329.5	-332.4	-342.1	-337.1	-343.4
	289	328	275	360	354	136	372	367	360	368	273	370

No. of Bihours

LETTERS a TO k INDICATE THE NUMBER OF MISSING BIHOURLY VALUES 1 TO 11, RESPECTIVELY

TABLE 256

Diurnal Variation in Departures from Balance (in units of 0.01 per cent of total cosmic-ray ionization) Corrected to 29 in. Hg, on Greenwich Mean Time, for Days with Complete Records; by Months, Seasons, and Year, Christchurch Magnetic Observatory, 1959

	1h	3h	5h	7h	9h	11h	13h	15h	17h	19h	21h	23h	Mean	No. of complete days
Jan.	-3299	-3295	-3292	-3325	-3320	-3318	-3285	-3312	-3319	-3321	-3319	-3309	-3310	26
Feb.	-3378	-3366	-3382	-3385	-3389	-3379	-3381	-3391	-3365	-3379	-3386	-3390	-3381	28
Mar.	-3288	-3309	-3287	-3318	-3325	-3327	-3331	-3356	-3319	-3344	-3327	-3307	-3320	29
Apr.	-3287	-3283	-3251	-3253	-3261	-3260	-3254	-3274	-3249	-3254	-3278	-3261	-3256	25
May	-3211	-3219	-3228	-3241	-3248	-3227	-3250	-3247	-3227	-3239	-3245	-3217	-3233	31
June	-3234	-3247	-3247	-3257	-3266	-3236	-3270	-3282	-3258	-3256	-3254	-3247	-3254	27
July	-3366	-3361	-3363	-3379	-3375	-3381	-3396	-3385	-3404	-3389	-3397	-3362	-3380	31
Aug.	-3293	-3319	-3304	-3334	-3318	-3331	-3336	-3336	-3326	-3340	-3347	-3299	-3324	29
Sept.	-3367	-3399	-3393	-3449	-3424	-3407	-3423	-3434	-3394	-3405	-3403	-3390	-3407	30
Oct.	-3330	-3339	-3314	-3326	-3354	-3341	-3337	-3369	-3371	-3364	-3344	-3343	-3344	31
Nov.	-3397	-3402	-3407	-3403	-3414	-3413	-3420	-3441	-3433	-3422	-3402	-3415	-3414	30
Dec.	-3467	-3458	-3462	-3461	-3463	-3457	-3487	-3502	-3480	-3500	-3486	-3466	-3474	31
I	-3385	-3380	-3386	-3394	-3396	-3392	-3393	-3412	-3399	-3406	-3398	-3395	-3395	115
II	-3306	-3322	-3311	-3336	-3341	-3334	-3336	-3358	-3333	-3342	-3338	-3325	-3332	115
III	-3276	-3286	-3286	-3303	-3302	-3294	-3313	-3312	-3304	-3306	-3311	-3281	-3298	118
Year	-3322	-3329	-3328	-3344	-3346	-3340	-3347	-3361	-3345	-3351	-3349	-3334	-3342	348

TABLE 257

Diurnal Variation in Departures from Balance (in units of 0.01 per cent of total cosmic-ray ionization) Corrected to 29 in. Hg. on Greenwich Mean Time, for Days with Complete Records; by Months, Seasons, and Year, Christchurch Magnetic Observatory, 1960

	1h	3h	5h	7h	9h	11h	13h	15h	17h	19h	21h	23h	Mean	No. of complete days
Jan.	-3560	-3558	-3548	-3550	-3533	-3560	-3557	-3559	-3553	-3550	-3558	-3566	-3554	28
Feb.	-3469	-3489	-3497	-3499	-3510	-3531	-3507	-3525	-3513	-3510	-3469	-3513	-3502	24
Mar.	-3413	-3400	-3425	-3417	-3407	-3405	-3416	-3419	-3415	-3388	-3416	-3418	-3412	23
Apr.	-3396	-3369	-3395	-3392	-3410	-3413	-3407	-3424	-3432	-3401	-3431	-3405	-3406	25
May	-3380	-3413	-3425	-3415	-3418	-3434	-3400	-3412	-3438	-3447	-3411	-3409	-3417	26
June	-3292	-3289	-3279	-3309	-3294	-3307	-3310	-3325	-3305	-3303	-3273	-3293	-3298	29
July	-3296	-3294	-3296	-3331	-3298	-3338	-3319	-3343	-3324	-3338	-3303	-3305	-3315	23
Aug.	-3242	-3235	-3241	-3251	-3233	-3237	-3264	-3256	-3274	-3278	-3246	-3236	-3249	26
Sept.	-3316	-3307	-3354	-3341	-3323	-3356	-3326	-3363	-3352	-3337	-3334	-3328	-3336	15
Oct.	-3444	-3456	-3448	-3444	-3457	-3483	-3487	-3457	-3474	-3457	-3451	-3462	-3460	22
Nov.	-3496	-3489	-3519	-3532	-3517	-3525	-3512	-3522	-3530	-3520	-3481	-3512	-3512	16
Dec.	-3374	-3408	-3392	-3423	-3407	-3403	-3430	-3430	-3405	-3450	-3423	-3402	-3412	15
I	-3474	-3484	-3489	-3501	-3492	-3505	-3502	-3509	-3500	-3508	-3483	-3498	-3495	83
II	-3392	-3383	-3406	-3398	-3399	-3414	-3409	-3416	-3418	-3396	-3408	-3403	-3404	85
III	-3302	-3308	-3310	-3326	-3311	-3329	-3323	-3334	-3335	-3342	-3308	-3311	-3320	104
Year	-3389	-3392	-3402	-3408	-3401	-3416	-3411	-3420	-3418	-3415	-3400	-3404	-3406	272

TABLE 258

Diurnal Variation in Departures from Balance (in units of 0.01 per cent of total cosmic-ray ionization) Corrected to 29 in. Hg. on Greenwich Mean Time, for Days with Complete Records; by Months, Seasons, and Year, Christchurch Magnetic Observatory, 1961

	1h	3h	5h	7h	9h	11h	13h	15h	17h	19h	21h	23h	Mean	No. of complete days
Jan.	-3452	-3425	-3424	-3431	-3443	-3458	-3415	-3437	-3445	-3460	-3430	-3441	-3438	18
Feb.	-3431	-3447	-3460	-3493	-3466	-3483	-3466	-3473	-3464	-3474	-3454	-3448	-3463	24
Mar.	-3422	-3440	-3431	-3453	-3455	-3430	-3438	-3441	-3439	-3446	-3426	-3442	-3439	21
Apr.	-3410	-3400	-3402	-3425	-3409	-3416	-3432	-3405	-3412	-3426	-3422	-3410	-3414	30
May	-3274	-3315	-3305	-3336	-3305	-3314	-3322	-3326	-3329	-3323	-3315	-3330	-3316	27
June	-3219	-3219	-3293	-3307	-3246	-3291	-3304	-3291	-3320	-3363	-3312	-3327	-3291	6
July	-3386	-3362	-3359	-3391	-3371	-3386	-3369	-3389	-3376	-3383	-3405	-3389	-3380	31
Aug.	-3275	-3291	-3280	-3283	-3296	-3300	-3320	-3313	-3318	-3313	-3300	-3292	-3298	30
Sept.	-3313	-3315	-3295	-3319	-3327	-3329	-3333	-3336	-3333	-3344	-3340	-3315	-3325	30
Oct.	-3412	-3423	-3425	-3443	-3416	-3429	-3418	-3427	-3418	-3433	-3413	-3422	-3423	29
Nov.	-3360	-3378	-3378	-3396	-3375	-3381	-3356	-3382	-3365	-3368	-3365	-3378	-3374	22
Dec.	-3440	-3426	-3434	-3440	-3432	-3457	-3421	-3443	-3416	-3444	-3425	-3451	-3436	30
I	-3421	-3419	-3424	-3440	-3429	-3445	-3414	-3434	-3422	-3436	-3418	-3430	-3428	94
II	-3389	-3394	-3388	-3410	-3402	-3401	-3405	-3402	-3400	-3412	-3400	-3397	-3400	110
III	-3288	-3297	-3309	-3329	-3304	-3323	-3329	-3330	-3336	-3346	-3333	-3334	-3321	94
Year	-3366	-3370	-3374	-3393	-3378	-3390	-3383	-3389	-3386	-3398	-3384	-3387	-3383	298

GODHAVN MAGNETIC OBSERVATORY JANUARY 1951

TABLE 259 COSMIC-RAY BIHOURLY MEAN VALUES OF DEPARTURES FROM BALANCE, IN UNITS OF 0.1% OF THE TOTAL IONIZATION +130
CORRECTED FOR BURSTS AND TO BAROMETRIC PRESSURE 760 MM HG, VALUES CENTERED AT INDICATED GMT HOURS

Day	1h	3h	5h	7h	9h	11h	13h	15h	17h	19h	21h	23h		Sum	Mean	B					Day
1	71	62	59	60	61	76	70	72	66	77	75	68		817	68						1
2	63	70	58	64	63	67	65	76	72	70	78	76		822	68						2
3	63	77	70	71	73	76	66	77	69	88	78	67		875	73						3
4	74	71	67	74	77	81	68	73	86	74	77	79		901	75						4
5	71	68	72	80	67	85	80	80	87	86	75	79		930	78						5
6	71	77	87	76	84	80	78	80	78	78	79	87		955	80						6
7	73	77	70	79	76	70	68	71	70	74	79	79		886	74						7
8	71	71	74	73	82	86	74	80	88	83	77	83		942	78						8
9	78	81	85	84	86	88	97	95	99	90	95	90		1068	89						9
10	84	88	90	86	91	99	100	88	97	88	94	79		1084	90						10
11	84	81	88	75	75	80	82	90	71	79	82			(887)	(81)	11					11
12		74	75	78	80	84	82	78	76	90	85	75		(877)	(80)	11					12
13	77	87	81	76	74	79	85	86	78					(723)	(80)	9					13
14		60	69	68	73	71	62	69	72	75	63	76		(758)	(69)	11					14
15	73	65	72	71	69	76	67	79	53	68	66	67		826	69						15
16	64	62	58	72	59	64	66	77	70	73	74	62		801	67						16
17	64	70	63	64	68	61	69	69	58	72	63	65		786	66						17
18	67	52	62	53	59	56	63	63	60	59	68	59		721	60						18
19	60	57	63	65	59	51	57	66	66	54	58	66		722	60						19
20	55	55	50	56	65	61	67	63	60	66	66	58		722	60						20
21	74	64	64	68	65	57	62	50	60	50	63	63		740	62						21
22	53	55	54	54	54	54	64	54	57	70	68	67		704	59						22
23	72	69	72	74	80	73	65	73	77	68	70	75		868	72						23
24	69	73	78	71	65	73	74	75	68	78	79	79		882	74						24
25	80	83	72	79	80	82	84	87	85	90	83	80		985	82						25
26	76	81	80	79	88	87	84	85	91	97	77	74		999	83						26
27	77	75	64	72	68	68	65	74	72	59	73	68		835	70						27
28	66	66	59	71	74	83	72	79	80	79	86	77		892	74						28
29	74	80	73	84	71	83	81	78	80	84	80	78		946	79						29
30	83	73	74	89	85	85	79	80	84	97	95	87		1011	84						30
31	82	86	88	81	85	87	84	87	89	90	80	95		1034	86			DAYS		MEAN	31
*Sum	1908	1908	1878	1950	1954	2009	1969	2031	2022	2062	2056	2007		23754	1980•	COMPLETE		27	=	73.3	
*Mean	70.7	70.7	69.6	72.2	72.4	74.4	72.9	75.2	74.9	76.4	76.1	74.3	→	879.8	→	COMPLETE		27	=	73.3	
	*FOR COMPLETE DAYS, B = 12; B = NO. OF BIHOURLY VALUES, 12 UNLESS INDICATED; • INDICATES COLUMN SUM														2298•	ALL		31	=	73.9	

TABLE 260 COSMIC-RAY BIHOURLY MEAN VALUES OF DEPARTURES FROM BALANCE, IN UNITS OF 0.1% OF THE TOTAL IONIZATION + 130
CORRECTED FOR BURSTS AND TO BAROMETRIC PRESSURE 760 MM HG, VALUES CENTERED AT INDICATED GMT HOURS

Day	1h	3h	5h	7h	9h	11h	13h	15h	17h	19h	21h	23h	Sum	Mean	B				Day
1	84	83	92	86	77	87	89	91	89	83	88	80	1029	86					1
2	89	87	87	78	87					84	92	93	(697)	(87)	8				2
3	95	89	87	93	97	93	99	93	104	104	98	102	1154	96					3
4	95	95	96	92	80	91	90	85	88	82	78	85	1057	88					4
5	92	88	91	86	79	79	86	92	83	91	85	80	1032	86					5
6	82	77	77	73	81	83	79	88	77	79	85	81	962	80					6
7	72	72	67	83	79	77	69	80	68	71	77	67	882	74					7
8	77	72	62	60	75	69	59	58	59	50	58	45	744	62					8
9	54	50	49	56	50	48	43	50	50	36	46	63	595	50					9
10	62	67	62	60	69	71	59	61	75	68	69	75	798	66					10
11	65	72	67	73	70	69	76	69	71	79	68	74	853	71					11
12	65	63	59	73	70	75	63	72	61	65	55	65	786	66					12
13	70	63	67	60	66	54	58	67	61	65	74	63	768	64					13
14	67	70	70	74	75	79	71	69	68	70	75	81	869	72					14
15	74	83	82	80	78	83	86	92	80	90	88	83	999	83					15
16	75	87	78	77	82	80	85	87	86	92	93	82	1004	84					16
17	80	80	83	87	81	87	88	87	93	91	91		(948)	(86)	11				17
18																			18
19											61	59	(120)	(60)	2				19
20							60	75	75	76	68	74	(428)	(71)	6				20
21	68	78	72	69	65	59	61	72	75	62	73	71	825	69					21
22	72	59	54	55	53	54	58	48	63	60	60	60	696	58					22
23	69	67	65	67	68	71	64	72	60	63	66	65	797	66					23
24	74	63	64	65	69	58	72	59					(524)	(66)	8				24
25										59	52	62	(173)	(58)	3				25
26	53	53	66	62	70	69	70	71	76	69	65	72	796	66					26
27	69	71	80	69	73	75	70	78	69	85	74	68	881	73					27
28	64	78	69	80	70	70	68	75	72	65	64	63	838	70					28
29																			29
30																			30
31																	DAYS		MEAN 31
*Sum	1524	1537	1512	1528	1527	1536	1503	1570	1535	1529	1539	1525	18365	1530•	COMPLETE		21	=	72.9
*Mean	72.6	73.2	72.0	72.8	72.7	73.1	71.6	74.8	73.1	72.8	73.3	72.6	→ 874.6	→	COMPLETE		21	=	72.9
	*FOR COMPLETE DAYS, B = 12; B = NO. OF BIHOURLY VALUES, 12 UNLESS INDICATED; • INDICATES COLUMN SUM													1958•	ALL		27	=	72.5

GODHAVEN MAGNETIC OBSERVATORY

MARCH 1951

TABLE 261 COSMIC-RAY BIHOURLY MEAN VALUES OF DEPARTURES FROM BALANCE, IN UNITS OF 0.1% OF THE TOTAL IONIZATION + 130
CORRECTED FOR BURSTS AND TO BAROMETRIC PRESSURE 760 MM HG, VALUES CENTERED AT INDICATED GMT HOURS

Day	1h	3h	5h	7h	9h	11h	13h	15h	17h	19h	21h	23h		Sum	Mean	B					Day
1	61	67	77	70	75	68	73	79	68	71	64	69		842	70						1
2	58	63	61	60	60	62	59	68	78	67	63	70		769	64						2
3	59	63	63	64	68	67	59	66	73	60	64	69		775	65						3
4	62	71	67	56	76	65	62	58	64	59	59	65		764	64						4
5	57	65	62	62	49	53	62	57	61	62	61	67		718	60						5
6	60	54	49	64	57	61	40	49	51	42	45	47		619	52						6
7	42	44	38	56	49	47	55	48	46	48	39	42		554	46						7
8	38	32	36	37	39	30	32	34	38	25	35	33		409	34						8
9	29	27	19	27	28	26								(156)	(26)	6					9
10																					10
11																					11
12																					12
13																					13
14											66	65		(131)	(66)	2					14
15	78	62	64	58	55	65	59	69	63	61	62	56		752	63						15
16	52	46	46	46	56	58	58	53	54	51	51	52		623	52						16
17	47	43	44	44	44	56	52	50	51	57	55	51		594	50						17
18	46	48	51	54	56	52	53	58	43	53	45	63		622	52						18
19	43	46	52	61	53	48	51	60	53	57	58	56		638	53						19
20	68	56	52	65	58	60	70	71	67	67	64	62		760	63						20
21	69	64	71	69	69	60	67	65	66	59	67	63		789	66						21
22	63	65	59	66	63	59	61	57	58	59	52	62		724	60						22
23	56	65	52	52	56	52	48	62	63	62	61	57		686	57						23
24	57	53	58	62	62	56	53	58	72	61	67	54		713	59						24
25	59	53	56	53	62	66	56	55	54	59				(573)	(57)	10					25
26	52	50					55	58	56	61	53	52		(437)	(55)	8					26
27	57	51	58	54	65	56	59	58	56	45	56	52		667	56						27
28	52	62	55	64	58	44	48	55	57	61	58	53		667	56						28
29	58	58	48	61	72	55	63	64	58	63	65	57		722	60						29
30	55	53	53	56	60	56	65	60	68	59	57	64		706	59						30
31	50	54	62	50	59	58	54	55	59	55	65	49		670	56			DAYS		MEAN	31
*Sum	1288	1285	1278	1331	1359	1288	1303	1354	1367	1304	1313	1313		15783	1319•	COMPLETE		23	=	57.3	
*Mean	56.0	55.9	55.6	57.9	59.1	56.0	56.7	58.9	59.4	56.7	57.1	57.1	→	686.4	→	COMPLETE		23	=	57.2	
	*FOR COMPLETE DAYS, B = 12; B = NO. OF BIHOURLY VALUES, 12 UNLESS INDICATED; • INDICATES COLUMN SUM														1521•	ALL		27	=	56.3	

TABLE 262 COSMIC-RAY BIHOURLY MEAN VALUES OF DEPARTURES FROM BALANCE, IN UNITS OF 0.1% OF THE TOTAL IONIZATION + 130
CORRECTED FOR BURSTS AND TO BAROMETRIC PRESSURE 760 MM HG, VALUES CENTERED AT INDICATED GMT HOURS

Day	1h	3h	5h	7h	9h	11h	13h	15h	17h	19h	21h	23h		Sum	Mean	B				Day
1	54	53	59	67	64	66	66	73	66	64	62	60		754	63					1
2	62	67	58	64	68	64	59	65	62	74	56	71		770	64					2
3	68	70	57	66	71	57	69	77	69	76	73	67		820	68					3
4	66	61	70	67	70	68	71	67	64	59	57	54		774	64					4
5	67	57	68	57	63	58	47	63	66	65	61	58		730	61					5
6	48	53	49	52	50	50	56	54	62	60	59	56		649	54					6
7	59	49	59	53	55	53	48	64	60	55	54	49		658	55					7
8	48	53	49	51	46	45	60	50	54	47	47	48		598	50					8
9	54	49	53	57	55	48	58	61	57	56	63	58		669	56					9
10	51	48	51	46	48	64	47	53	59	57	47	62		633	53					10
11	47	46	43	51	53	58	50	64	57	47	48	52		616	51					11
12	48	52	43	49	45	46	45	49	53	55	62	59		606	50					12
13	50	56	52	47	62	46	51	58	57	56	52	55		642	54					13
14	40	50	59	43	45	42	45	49	52	45	43	48		561	47					14
15	46	48	43	43	59	43	45	39	42	47	47	43		545	45					15
16	45	46	53	49	43	51	44	47	37	48	47	51		561	47					16
17	42	50	38	40	53	42	46	47	54	57	53	47		569	47					17
18	50	51	52	56	59	64	48	59	60	51	56	59		665	55					18
19	51	58	54	58	56	52	62	60	59	45	54	53		662	55					19
20	57	66	57	70	68	67	57	67	53	56	55	61		734	61					20
21	60	60	62	46	54	66	63	60	53	60	50	44		678	56					21
22	58	58	57	50	56	59	52	56	61	60	60	56		683	57					22
23	53	65	59	65	56	54	56	53	52	55	55	49		672	56					23
24	49	44	54	53	59	52	39	41	41	37	38	50		557	46					24
25	44	43	45	37	45	41	50	51	43	44	41	49		533	44					25
26	44	54	45	42	49	40	44	57	58	51	45	49		578	48					26
27	47	44	45	48	51	50	47	59	56	59	63	48		617	51					27
28	52	43	42	53	50	55	49	52	45	44	50	54		589	49					28
29	44	52	49	40	53	53	42	54	61	50	43	51		592	49					29
30	46	49	44	44	43	53	45	45	39	52	48	55		563	47					30
31																	DAYS		MEAN	31
Sum*	1550	1595	1569	1564	1649	1607	1561	1694	1652	1632	1589	1616		19278	1603•	COMPLETE	30	=	53.4	
Mean*	51.7	53.2	52.3	52.1	55.0	53.6	52.0	56.5	55.1	54.4	53.0	53.9	→	642.8	→	COMPLETE	30	=	53.6	
	*FOR COMPLETE DAYS, B = 12; B = NO. OF BIHOURLY VALUES, 12 UNLESS INDICATED; • INDICATES COLUMN SUM														•	ALL		=		

GODHAVN MAGNETIC OBSERVATORY MAY 1951

TABLE 263 COSMIC-RAY BIHOURLY MEAN VALUES OF DEPARTURES FROM BALANCE, IN UNITS OF 0.1% OF THE TOTAL IONIZATION + 130
CORRECTED FOR BURSTS AND TO BAROMETRIC PRESSURE 760 MM HG, VALUES CENTERED AT INDICATED GMT HOURS

Day	1h	3h	5h	7h	9h	11h	13h	15h	17h	19h	21h	23h	Sum	Mean	B				Day
1	39	36	40	36	42	36	33	30	37	31	29	33	422	35					1
2	17	30	14	19	26	20	26	26	22	14	26	22	262	22					2
3	18	21	26	28	22	19	24	29	26	37	33	21	304	25					3
4	28	26	28	34	35	25	25	27	29	36	38	33	364	30					4
5	31	31	34	37	35	42	40	47	35	44	37	40	453	38					5
6	39	45	38	47	47	38	40	44	50	48	38	42	516	43					6
7	43	50	44	36	36	33	44	40	47	41	45	42	501	42					7
8	45	43	37	52	42	48	51	45	42	45	50	43	543	45					8
9	37	44	36	48	38	40	38	53	47	54	51	51	537	45					9
10	40	46	37	46	48	44	40	41	47	51	48	43	531	44					10
11	45	47	37	41	33	45	49	43	47	45	38	21	499	42					11
12	38	35	41	34	36	41	38	43	39	44	48	41	478	40					12
13	41	30	37	49	44	40	41	33	44	40	44	40	483	40					13
14	43	43	31	35	54	33	47	46	40	41	45	37	495	41					14
15	32	42	40	40	35	38	51	42	30	39	38	37	464	39					15
16	38	41	38	42	37	42	44	44	42	47	44	37	496	41					16
17	34	50	42	42	39	44	51	48	51	40	41	53	535	45					17
18	38	51	41	43	40	39	52	42	43	35	45	40	509	42					18
19	45	43	46	39	36	36	44	43	40	29	38	32	471	39					19
20	32	37	40	36	31	39	40	36	30	36	40	32	429	36					20
21	45	31	35	41	38	34	30	40	35	25	34	29	417	35					21
22	30	30	24	22	29	27	21	29	26	27	27	27	319	27					22
23	33	15	22	20	26	28	25	35	21	28	17	22	292	24					23
24	16	16	13	5	15	10	17	27	12	22	22	9	184	15					24
25	8	9	19	14	16	17	8	22	14	12	24	14	177	15					25
26	25	26	9	16	10	11	21	24	18	17	21	17	215	18					26
27	11	20	7	19	19	16	14	18	20	18	22	22	206	17					27
28	17	14	26	26	20	21	22	24	22	30	14	24	260	22					28
29	18	22	8	10	27	13	8	13	22	25	15	17	198	16					29
30	12	24	25	19	15	12	23	25	25	29	18	27	254	21					30
31	22	28	16	11	18	25	18	23	19	21	13	13	227	19		DAYS		MEAN	31
Sum*	960	1026	931	987	989	956	1025	1082	1022	1051	1043	969	12041	1003 •	COMPLETE	31	=	32.4	
Mean*	31.0	33.1	30.0	31.8	31.9	30.8	33.1	34.9	33.0	33.9	33.6	31.3	→ 388.4	→ •	COMPLETE	31	=	32.4	
															ALL		=		

*FOR COMPLETE DAYS, B = 12; B = NO. OF BIHOURLY VALUES, 12 UNLESS INDICATED; • INDICATES COLUMN SUM

GODHAVN MAGNETIC OBSERVATORY JUNE 1951

TABLE 264 COSMIC-RAY BIHOURLY MEAN VALUES OF DEPARTURES FROM BALANCE, IN UNITS OF 0.1% OF THE TOTAL IONIZATION +130
CORRECTED FOR BURSTS AND TO BAROMETRIC PRESSURE 760 MM HG, VALUES CENTERED AT INDICATED GMT HOURS

Day	1h	3h	5h	7h	9h	11h	13h	15h	17h	19h	21h	23h	Sum	Mean	B				Day
1	16	15	12	10	13	8	13	13	17	23	12	14	166	14					1
2	14	14	25	24	18	20	13	25	20	16	25	26	240	20					2
3	25	22	20	19	20	19	20	16	12	16	24	20	233	19					3
4				34			27					21	(82)	(27)	3				4
5	18	14	15	16	26	21	23	19	23	16	27	14	232	19					5
6	22	22	15	18	25	17	18	16	18				(171)	(19)	9				6
7		16	17	11	4	8	20	9	4	10	8	11	(118)	(11)	11				7
8	13	2	3	10	15	2	12	14	5	16	13	-1	104	9					8
9	6	16	13	7	6	10	17	20	14	20	23	12	164	14					9
10	7	8	24	21	22	23	26	33	19	26	17	11	237	20					10
11	22	23	19	24	23	25	6	21	16	18	21	17	235	20					11
12	16	14	25	23	21	21	20	14	24	28	22	26	254	21					12
13	19	23	11	20	20	13	17	14	17	16	14	14	198	16					13
14	8	17	3	10	9	17	17	21	21	24	6	4	157	13					14
15	-2	5	4	2	3	-1	-5	3	-16	-2	-2	5	-6	0					15
16	-7	-3	-7	-8	-9	-3	-11	1	5	9	3	-3	-33	-3					16
17	-13	-4	13	-8	-12	-8	-4	-3	11	8	-12	-16	-48	-4					17
18	-4	-5	-6	2	-16	-8	-12	1	-2	-5	-5	-14	-74	-6					18
19	-20	-16	-18	-26	-20	-15	-10	-4	-7	-10	-5	-3	-154	-13					19
20	-1	-4	7	-4	-5	-5	2	-3	2	2	-3	-3	-15	-1					20
21	1	2	-5	2	0	0	-7	2	-2	2	-2	-2	-9	-1					21
22	-3	0	8	4	3	-4	-6	4	3	-3	-3	0	3	0					22
23	4	0	-1	-4	-2	-4	1	2	0	5	1	3	5	0					23
24	2	-2	15	3	15	4	3	10	8	13	6	1	78	6					24
25	8	12	-2	8	13	10	7	12	-2	12	9	19	106	9					25
26	1	16	-5	-1	10	6	4	7	14	6	12	15	85	7					26
27	11	11	11	11	15	16	4	13	15	17	14	10	148	12					27
28	15	22	22	14	14	18	23	17	25	21	13	17	221	18					28
29	16	18	21	21	16	28	22	25	19	26	24	21	257	21					29
30	27	24	28	20	27	29	36	27	38				(256)	(28)	9				30
31																	DAYS		MEAN 31
Sum*	172	220	227	200	218	213	195	297	261	320	254	207	2784	230•	COMPLETE		26	=	8.8
Mean*	6.6	8.5	8.7	7.7	8.4	8.2	7.5	11.4	10.0	12.3	9.8	8.0	→ 107.1	→	COMPLETE		26	=	8.9
	*FOR COMPLETE DAYS, B = 12; B = NO. OF BIHOURLY VALUES, 12 UNLESS INDICATED; • INDICATES COLUMN SUM													315•	ALL		30	=	10.5

GODHAVN MAGNETIC OBSERVATORY

TABLE 265 COSMIC-RAY BIHOURLY MEAN VALUES OF DEPARTURES FROM BALANCE, IN UNITS OF 0.1% OF THE TOTAL IONIZATION + 130 CORRECTED FOR BURSTS AND TO BAROMETRIC PRESSURE 760 MM HG, VALUES CENTERED AT INDICATED GMT HOURS

JULY 1951

Day	1h	3h	5h	7h	9h	11h	13h	15h	17h	19h	21h	23h	Sum	Mean	B				Day
1										34	34	37	(105)	(35)	3				1
2	29	24	33	26	17	23	17	22	6	5	12	11	225	19					2
3	17	19	13	12	14	20	18	9	15	13	22	7	179	15					3
4	7	16	14	13	24	17	16	20	21	18	25	25	216	18					4
5	19	25	22	21	26	23	33	33	22	32	23	32	311	26					5
6	18	31	30	34	30	36	31	30	35	30	42	23	370	31					6
7	34	27	25	25	28	37	20	28	28	33	29	27	341	28					7
8	23	18	19	14	14	18	17	22	19	27	12	22	225	19					8
9	20	13	20	13	10	19	12	15	15	22	16	10	185	15					9
10	4	5	20	15	8	20	16	17	20	17	20	30	192	16					10
11	18	17	28	20	24	14	22	21	13	29	19	18	243	20					11
12	17	13	6	20	12	16	15	19	11	17	16	21	183	15					12
13	22	11	16	14	15	11	19	20	17	16	13	21	195	16					13
14	9	13	13	12	11	16	4	24	17	16	14	7	156	13					14
15	25	14	16	22	24	17	34	31	13	17	34	31	278	23					15
16	31	12	10	22	15	7	8	21	18	13	24	9	190	16					16
17	14	16	13	10	23	12	31	19	11	12	20	6	187	16					17
18	22	14	17	17	22	25	10	18	10	10	11	13	189	16					18
19	9	18	16	16	8	14	22	16	3	11	17	17	167	14					19
20	7	10	11	0	18	13	15	9	16	17	6	8	130	11					20
21	14	13	16	15	11	10	7	13	16	14	13	15	157	13					21
22	-4	17	13	11	18	10	5	20	11	17	11	6	135	11					22
23	10	8	7	12	5	10	8	12	16	9	14	14	125	10					23
24	14	10	16	17	17	17	9	22	16	10	10	15	173	14					24
25	17	15	21	24	16	11	6	21	14	19	19	17	200	17					25
26	31	17	21	21	11	15	8	24	11	19	15	18	211	18					26
27	19	31	21	15	25	16	18	11	14	21	11	18	220	18					27
28	8	13	2	6	16	10	5	7	-4	6	10	-5	74	6					28
29	18	13	2	9	11	-9	9	6	7	7	9	9	91	8					29
30	11	21	5	21	7	6	11	10	11	9	11	6	129	11					30
31	7	10	16	24	10	9	22	18	9	6	5	7	143	12			DAYS		MEAN 31
*Sum	490	484	482	501	490	463	468	558	431	492	503	458	5820	485•	COMPLETE		30	=	16.2
*Mean	16.3	16.1	16.1	16.7	16.3	15.4	15.6	18.6	14.4	16.4	16.8	15.3	→ 194.0	→	COMPLETE		30	=	16.2
	*FOR COMPLETE DAYS, B = 12; B = NO. OF BIHOURLY VALUES, 12 UNLESS INDICATED; • INDICATES COLUMN SUM													528•	ALL		31	=	16.8

GODHAVN MAGNETIC OBSERVATORY AUGUST 1951

TABLE 266 COSMIC-RAY BIHOURLY MEAN VALUES OF DEPARTURES FROM BALANCE, IN UNITS OF 0.1% OF THE TOTAL IONIZATION + 130
CORRECTED FOR BURSTS AND TO BAROMETRIC PRESSURE 760 MM HG, VALUES CENTERED AT INDICATED GMT HOURS

Day	1h	3h	5h	7h	9h	11h	13h	15h	17h	19h	21h	23h		Sum	Mean	B					Day
1	6	17	15	13	24	19	12	18	18	20	10	6		178	15						1
2	16	11	9	24	16	15	30	21	24	29	17	20		232	19						2
3	23	23	16	19	20	22	30	34	25	17	22	23		274	23						3
4	11	15	9	5	20	30	13	7	25	10	14	18		177	15						4
5	11	19	18	19	14	22	13	30	16	23	18	28		231	19						5
6	18	24	13	14	8	16	23	25	11	15	18	21		206	17						6
7	8	22	18	18	22	23	15	24	11	11	19	27		218	18						7
8	28	6	18	22	24	26	22	24	22	20	28	31		271	23						8
9	28	33	26	28	16	21	28	30	25	20	21	19		295	25						9
10	18	24	24	22	22	27	26	28	23	23	22	19		278	23						10
11	27	12	15	19	17	19	17	21	12	17	5	16		197	16						11
12	7	21	18	18	11	17	18	26	15	12	20	13		196	16						12
13	15	10	4	-1	8	0	3	0	-1	6	10	16		70	6						13
14	6	5	7	11	9	-1	7	9	10	6	17	13		99	8						14
15	10	5	18	8	4	12	-1	12	6	2	12	13		101	8						15
16	1	-4	9	19	6	12	13	-1	10	14	2	-5		76	6						16
17	0	1	-3	12	0	10	15	11	10	11	7	-1		73	6						17
18	4	10	13	12	12	15	3	15	10	7	14	0		115	10						18
19	11	6	15	18	18	13	21	7	9	15	11	18		162	14						19
20	9	26	11	17	27	19	12	18	18	27	15	29		228	19						20
21	27	28	21	24	25	24	15	19	20	20	23	14		260	22						21
22	14	18	26	22	16	13	20	19	13	25	24	22		232	19						22
23	29	23	21	18	15	24	20	34	15	18	28	20		265	22						23
24	23	29	24	24	24	24	27	21	20	31	29	32		308	26						24
25	14	20	21	19	19	22	20	22	28	27	30	18		260	22						25
26	25	26	15	25	26	31	28	23	24	21	23	17		284	24						26
27	36	26	16	29	32	36	14	16	22	24	24	25		300	25						27
28	24	29	19	14	21	23	25	27	18	15	19	13		247	21						28
29	20	21	19	16	16	12	17	25	13	21	20	15		215	18						29
30	11	23	10	24	18	9	22	29	9	27	25	28		235	20						30
31	23	35	21	22	26	20	26	21	25	21	27	30		297	25			DAYS		MEAN	31
Sum*	503	564	486	554	536	575	554	615	506	555	574	558		6580	558•	COMPLETE		31	=	17.7	
Mean*	16.2	18.2	15.7	17.9	17.3	18.5	17.9	19.8	16.3	17.9	18.5	18.0	→	212.2	→	COMPLETE		31	=	17.7	
	*FOR COMPLETE DAYS, B = 12; B = NO. OF BIHOURLY VALUES, 12 UNLESS INDICATED; • INDICATES COLUMN SUM														•	ALL			=		

GODHAVN MAGNETIC OBSERVATORY

TABLE 267 COSMIC-RAY BIHOURLY MEAN VALUES OF DEPARTURES FROM BALANCE, IN UNITS OF 0.1% OF THE TOTAL IONIZATION +130 SEPTEMBER 1951

CORRECTED FOR BURSTS AND TO BAROMETRIC PRESSURE 760 MM HG, VALUES CENTERED AT INDICATED GMT HOURS

Day	1h	3h	5h	7h	9h	11h	13h	15h	17h	19h	21h	23h		Sum	Mean	B				Day
1	26	19	15	15	21	21	21	32	26	26	29	24		275	23					1
2																				2
3	18						15	29	28					(90)	(22)	4				3
4	32	31		21							33	29		(146)	(29)	5				4
5	31	34	25	31	25	28	30	31						(235)	(29)	8				5
6										16	30	21		(67)	(22)	3				6
7	21	30	25	21	28	25	25	21						(196)	(24)	8				7
8										10	20	8		(38)	(13)	3				8
9	7	9	12	20	18	22	10	22	17	20	8	16		181	15					9
10	7	20	8	18	14	18	12	14	24	15	19	17		186	16					10
11	15	25	17	16	21	15	8	29	20	27	5	24		222	18					11
12	18	24	23	15	22	16	10	16	16	19	22	19		220	18					12
13	24	23	17	18	8					16	15	13		(134)	(17)	8				13
14	16	12	15	16	14	18	2	9	6	5	4	17		134	11					14
15	11	15	7	12	5	10	13	10	16	18	15	18		150	12					15
16	9	10	10	12	11	17	19	18	22	18	25	17		188	16					16
17	13	19	13	10	13	22	16	19	20	13	25	12		195	16					17
18	17	21	18	22	16	24	19	29	20	22	12	17		237	20					18
19	18	18	17	17	16	25	23	22	15	23	21	14		229	19					19
20	23	25	15	23	18	15	21	18	18	22	21	33		252	21					20
21	26	29	34	24	29	23	19	26	33	21	21	27		312	26					21
22	29	26	29	29	31	33	20	31	26	29	33	35		351	29					22
23	33	28	32	49	40	31	31	30	25	33	29	22		383	32					23
24	28	33	31	32	33	25	27	33	29	27	25	25		348	29					24
25	24	28	37	29	32	25	31	26	36	23	21	21		333	28					25
26	31	24	31	32	25	29	24	16	19	31	29	30		321	27					26
27	28	20	23	29	22	23	25	32						(202)	(25)	8				27
28										35	32	31		(98)	(33)	3				28
29	29	27	37	31	32	31	28	41	35	43	37	47		418	35					29
30	35	36	36	37	35	31	39	39	43	38	35	32		436	36					30
31																		DAYS		MEAN 31
*Sum	415	448	437	459	446	451	393	480	466	473	436	467		5371	449•	COMPLETE		20	=	22.4
*Mean	20.8	22.4	21.8	23.0	22.3	22.6	19.6	24.0	23.3	23.6	21.8	23.4	→	2686	→	COMPLETE		20	=	22.4
	*FOR COMPLETE DAYS, B = 12; B = NO. OF BIHOURLY VALUES, 12 UNLESS INDICATED; • INDICATES COLUMN SUM														661•	ALL		29	=	22.8

TABLE 268 COSMIC-RAY BIHOURLY MEAN VALUES OF DEPARTURES FROM BALANCE, IN UNITS OF 0.1% OF THE TOTAL IONIZATION + 130
CORRECTED FOR BURSTS AND TO BAROMETRIC PRESSURE 760 MM HG, VALUES CENTERED AT INDICATED GMT HOURS

Day	1h	3h	5h	7h	9h	11h	13h	15h	17h	19h	21h	23h		Sum	Mean	B					Day
1	30	36	24	34	18	25	29	32	35	42	38	36		379	32						1
2	41	43	38	34	39	25	29	45	33	46	34	32		439	37						2
3	45	45	51	44	31	44	41	39	41	44	50	46		521	43						3
4	41	54	50	50	45	51	48	46	54	50	58	52		599	50						4
5	50	54	53	54	50	56	50	55	57	53	57	57		646	54						5
6	51	56	53	57	52	57	57	51	62	72	57	55		680	57						6
7	54	59	61	58	73	50	54	58	48	56	47	65		683	57						7
8	45	47	46	58	47	51	49	56	45	48	48	55		595	50						8
9	50	46	55	65	55	61	53	60	51	57	75	52		680	57						9
10	50	51	56	50	49	55	47	45	45	53	48	48		597	50						10
11	51	53	48	55	51	45	50	55	47	49	47	55		606	50						11
12	51	51	44	49	47	52	59	54	58	55	58	53		631	53						12
13	61	69	44	53	43	54	47	56	55	49	49	45		619	52						13
14	48	45	51	46	50	49	54	52	43	56	50	62		606	50						14
15	56	59	60	52	67	66	56	55	53	56	39	51		670	56						15
16	57	49	44	49	44	54	49	45	43	45	44	38		561	47						16
17	47	50	34	40	37	45	38	49	41	37	45	46		509	42						17
18	40	54	57	52	63	45	37	50	49	46	37	54		584	49						18
19	44	54	49	46	43	57	54	53	55	50	57	50		612	51						19
20	53	48	42	44	48	38	41	52	40	41	46	41		534	44						20
21	44	46	32	46	53	49	46	47	52	58	58	57		588	49						21
22	46	53	52	54	50	56	48	54	58	60	51	51		633	53						22
23	55	59	64	60	66	53	54	54	54	63	74	65		721	60						23
24	58	63	67	60	68	60	72	67	71	70	61	66		783	65						24
25	66	68	58	68	65	64	65	59	62	61	58	53		747	62						25
26	59	51	52	55	54	54	62	65	60	62	60	60		694	58						26
27	53	63	54	49	60	60	56	68	49	59	57	58		686	57						27
28	55	58	52	58	60	53	53	60	51	48	45	40		633	53						28
29	42	50	43	43	48	51	53	45	34	42	35	37		523	44						29
30	46	40	40	42	39	42	48	47	42	44	43	45		518	43						30
31	54	43	54	46	59	51	59	58	49	51	47	53		624	52			DAYS		MEAN	31
Sum*	1543	1611	1528	1571	1574	1573	1558	1632	1537	1623	1573	1578		18901	1579•	COMPLETE		31	=	50.9	
Mean*	49.8	52.0	49.3	50.7	50.8	50.7	50.3	52.6	496	52.4	50.7	509	→	609.8	→	COMPLETE		31	=	50.8	
	*FOR COMPLETE DAYS, B = 12; B = NO. OF BIHOURLY VALUES, 12 UNLESS INDICATED; • INDICATES COLUMN SUM														•	ALL			=		

GODHAVN MAGNETIC OBSERVATORY NOVEMBER 1951

TABLE 269 COSMIC-RAY BIHOURLY MEAN VALUES OF DEPARTURES FROM BALANCE, IN UNITS OF 0.1% OF THE TOTAL IONIZATION + 130
CORRECTED FOR BURSTS AND TO BAROMETRIC PRESSURE 760 MM HG, VALUES CENTERED AT INDICATED GMT HOURS

Day	1h	3h	5h	7h	9h	11h	13h	15h	17h	19h	21h	23h	Sum	Mean	B				Day
1	52	59	51	52	57	57	57	56	52	50	56	61	660	55					1
2	53	59	60	65	60	56	59			54	43	49	(558)	(56)	10				2
3	54	51						56	46	38	50	50	(345)	(49)	7				3
4	37	50	39	39	39	33	32	44	30	25	38	37	443	37					4
5	25	33	27	35	24	37	36	37	27	36	31	25	373	31					5
6	33	39	36	34	41	51	42	47					(323)	(40)	8				6
7	32	51	55	37	51	47	51	55	57	43	51	56	586	49					7
8	63	50	44	37	37	41	49	52	39	48	47	46	553	46					8
9	48	49	55	41	53	49	48	37	40	41	30	38	529	44					9
10	41	50	30	36	41	46	40	49	41	45	47	41	507	42					10
11	39	40	40	37	47	42	44	38					(327)	(41)	8				11
12										47	36	46	(129)	(43)	3				12
13	36	37	41	39	40	43	33	51	35	48	46	42	491	41					13
14	36	43	43	42	43	42	40	40	48	55	48	42	522	44					14
15	46	42	40	51	50	42	47	58	44	53	47	54	574	48					15
16	47	48	55	53	50	58	56	64	54	50	58	48	641	53					16
17	53	56	55	56	56	63	76	64	65	64	76	56	740	62					17
18	62	60	67	54	54	59	56	56	68	69	52	66	723	60					18
19	60	68	72	67	63	69	61	63	60	75	65	71	794	66					19
20	60	66	65	70	69	68	61	68	70	64	67	56	784	65					20
21	60	51	65	55	70	63	72	71	63	66	67	57	760	63					21
22	56	60	52	59	48	57	56	62	66	54	57	51	678	56					22
23	51	40	56	47	50	58	51	63	61	52	52	56	637	53					23
24	57	61	63	58	61	58	62	69	75	64	74	80	782	65					24
25	63	75	67	75	72	75	78	81	84	82	78	71	901	75					25
26	75	92	92	83	75	80	83	80	88	93	78	75	994	83					26
27	73	69	69	80	75	80	77	71	69	66	62	64	855	71					27
28	58	55	65	70	59	75	61	71	58	67	60	66	765	64					28
29	72	67	66	65	60	67	58	70	65	67	68	68	793	66					29
30	57	54	65	59	61	65	63	63	63	73	62	59	744	62					30
31																	DAYS	MEAN	31
Sum*	1320	1386	1399	1360	1358	1432	1404	1495	1422	1450	1417	1386	16829	140•	COMPLETE		25	= 56.0	
Mean*	52.8	55.4	56.0	54.4	54.3	57.3	56.2	59.8	56.9	58.0	56.7	55.4	→ 673.2	→	COMPLETE		25	= 56.1	
														1638•	ALL		30	= 54.3	

*FOR COMPLETE DAYS, B = 12; B = NO. OF BIHOURLY VALUES, 12 UNLESS INDICATED; • INDICATES COLUMN SUM

GODHAVN MAGNETIC OBSERVATORY DECEMBER 1951

TABLE 270 COSMIC-RAY BIHOURLY MEAN VALUES OF DEPARTURES FROM BALANCE, IN UNITS OF 0.1% OF THE TOTAL IONIZATION + 130
CORRECTED FOR BURSTS AND TO BAROMETRIC PRESSURE 760 MM HG, VALUES CENTERED AT INDICATED GMT HOURS

Day	1h	3h	5h	7h	9h	11h	13h	15h	17h	19h	21h	23h	Sum	Mean	B				Day
1	67	69	71	68	61	68	62	67	63	65	57	59	777	65					1
2	66	69	66	69	64	62	53	61	64	62	62	59	757	63					2
3	64	62	60	67	69	77	66	73	75	75	68	75	831	69					3
4	76	58	63	49	65	60	70	62	76	66	59	60	764	64					4
5	65	57	56	55	55	54	61	56	67	55	60	55	696	58					5
6	53	62	51	55	56	61	58	56	65	56	58	61	692	58					6
7	47	53	59	55	50	61	64	58	54	55	58	48	662	55					7
8	56	58	64	51	62	69	59	65	59	70	63	59	735	61					8
9	64	72	70	56	66	72	71	59	73	70	59	66	798	66					9
10	63	75	62	56	59	62	61	66	59	63	67	74	767	64					10
11	72	69	74	62	65	66	68	59	72	70	59	71	807	67					11
12	54	56	64	67	63	71	56	71	64	65	70	68	769	64					12
13	67	69	67	65	55	74	74	65	73	71	63	57	800	67					13
14	65	70	68	72	75	75	71	73	75	73	78	69	864	72					14
15	71	60	63	60	64	64	66	73	67	69	57	64	778	65					15
16	63	72	71	65	71	71	65	67	76	76	76	67	840	70					16
17	67	73	69	70	69	79	86	82	73	74	68	74	884	74					17
18	70	67	71	83	63	69	65	73	81	74	76	72	864	72					18
19	70	75	70	79	72	70	78	77	74	75	78	73	891	74					19
20	71	77	78	79	77	77	81	91	96	84	89	98	998	83					20
21	91	88	93	91	81	91	85	91	88	95	100	86	1080	90					21
22	95	98	91	89	96	88	103	93	95	90	96	94	1128	94					22
23	97	96	106	99	99	105	106	97	104	109	103	100	1221	102					23
24	105	113	95	95	96	92	101	95	91				(883)	(98)	9				24
25											102	99	(201)	(100)	2				25
26	101	101	97	94	94	109	102	104				105	(907)	(101)	9				26
27	106	104	108	100	102	100	98	86	97	97	106	87	1191	99					27
28	84	78	87	84	74	87	83	79	84	89	89	88	1006	84					28
29	89	87	84	86	90	85	89	92	93	84	85	82	1046	87					29
30	88	78	79	75	75	80	76	79	73	76	70	76	925	77					30
31	66	73	72	74	71	78	82	72	76	76	83	80	903	75		DAYS		MEAN	31
*Sum	2007	2025	2037	1981	1969	2076	2057	2043	2116	2084	2057	2022	24474	2038	COMPLETE	28	=	72.8	
*Mean	71.7	72.3	72.8	70.8	70.3	74.1	73.5	73.0	75.6	74.4	73.5	72.2	→ 874.2	→	COMPLETE	28	=	72.8	
	*FOR COMPLETE DAYS, B = 12; B = NO. OF BIHOURLY VALUES, 12 UNLESS INDICATED; ● INDICATES COLUMN SUM													2338	ALL	31	=	75.4	

GODHAVN MAGNETIC OBSERVATORY JANUARY 1952

TABLE 271 COSMIC-RAY BIHOURLY MEAN VALUES OF DEPARTURES FROM BALANCE, IN UNITS OF 0.1% OF THE TOTAL IONIZATION + 130
CORRECTED FOR BURSTS AND TO BAROMETRIC PRESSURE 760 MM HG, VALUES CENTERED AT INDICATED GMT HOURS

Day	1h	3h	5h	7h	9h	11h	13h	15h	17h	19h	21h	23h		Sum	Mean	B					Day
1	81	83	79	74	79	86	85	76	76	86	86	74		965	80						1
2	75	71	75	66	79	72	76	78	79	78	79	74		902	75						2
3	77	71	80	86	81	77	83	85	85	92	87	92		996	83						3
4	100	87	91	102	94	93	105	97	98	94	94	107		1162	97						4
5	94	100	100	97	100	101	100	105	98	93	106	93		1187	99						5
6	101	95	98	106	99	105	105	99	96	98	98	90		1190	99						6
7	97	100	94	95	97	96	81	92	92	95	92	83		1114	93						7
8	91	82	78	86	86	82	84	81	78	72	81	81		982	82						8
9	85	79	83	83	83	84	91	92	90	90	82	78		1020	85						9
10	85	79	73	84	73	84	72	84	81	92	94	89		990	82						10
11	84	93	90	96	85	99	107	103	107	105	95	95		1159	97						11
12	105	104					104	101	106	110	100	107		(837)	(105)	8					12
13	103	102	102	103	111	110	103	121	105	114	105	107		1286	107						13
14	103	104	100	102	106	112	107	104	102	104	109	103		1256	105						14
15	100	101	101	102	106	106	110	104	104	109	102	95		1240	103						15
16	91	102	93	89	102	95	94	86	102	93	94	87		1128	94						16
17	96	93	83	97	98	85	92	89	92	86	85	86		1082	90						17
18	86	88	99	103	94	92	92	92	86	86	89	85		1092	91						18
19	89	96	90	85	84	79	86	80	78	82	79	75		1003	84						19
20	78	75	68	75	79	83	74	77	74	75	77	77		912	76						20
21	80	80	80	75	85	78	75	77	75	69	71	61		906	76						21
22	65	66	66	60	62	64	71	57	55	55	55	66		742	62						22
23	60	50	51	51	45	48	40	47	54	50	47	43		596	49						23
24	46	54	47	42	49	51	49	41	50	60	41	50		580	48						24
25	52	52	55	54	49	52	52	58	50	55	56	63		648	54						25
26	46	63	60	62	55	61	67	65	62	70	70	82		763	64						26
27	80	74	78	74	66	72	75	69	68	81	85	78		900	75						27
28	73	77	78	71	75	82	86	79	78	89	91	76		955	80						28
29	95	89	96	83	84	91	90	91	94	88	95	90		1086	90						29
30	91	97	101	91	100	100	100							(680)	(97)	7					30
31										87	87	81		(255)	(85)	3		DAYS		MEAN	31
*Sum	2313	2306	2288	2303	2306	2340	2352	2329	2309	2361	2345	2280		27832	2328	COMPLETE		28	=	82.9	
*Mean	82.6	82.4	81.7	82.2	82.4	83.6	84.0	83.2	82.5	84.3	83.8	81.4	→	994.1	→	COMPLETE		28	=	82.8	
	*FOR COMPLETE DAYS, B = 12; B = NO. OF BIHOURLY VALUES, 12 UNLESS INDICATED; • INDICATES COLUMN SUM														2609•	ALL		31	=	86.9	

GODHAVN MAGNETIC OBSERVATORY

FEBRUARY 1952

TABLE 272

COSMIC-RAY BIHOURLY MEAN VALUES OF DEPARTURES FROM BALANCE, IN UNITS OF 0.1% OF THE TOTAL IONIZATION + 130
CORRECTED FOR BURSTS AND TO BAROMETRIC PRESSURE 760 MM HG, VALUES CENTERED AT INDICATED GMT HOURS

Day	1h	3h	5h	7h	9h	11h	13h	15h	17h	19h	21h	23h	Sum	Mean	B				Day
1	82	81	88	84	93	79	76	88	89	91	86	83	1020	85					1
2	78	87	85	91	85	84	81	85	97	87	83	89	1032	86					2
3	78	91	83	92	86	91	95	91	104	91	96	87	1085	90					3
4	88	88	97	92	92	96	88	84	99	94	99	94	1111	93					4
5	89	93	94	83	88	91	86	95	86	93	81	86	1065	89					5
6	79	85	82	77	77	71	73	74	68	68	65	68	887	74					6
7	53	62	60	54	59	64	53	51	48	51	40	46	641	53					7
8	45	43	52	38	57	41	43	46	50	51	51	44	561	47					8
9	47	55	52	45	41	45	41	50	54	41	46	39	556	46					9
10	39	35	42	33	39	27	35	40	47	39	40	43	459	38					10
11	39	32	36	41	36	31	40	46	34	36	41	49	461	38					11
12	30	48	39	41	46	39	39	42	43	43	43	35	488	41					12
13	42	41	36	44	47	40	49	52	35	40	36	42	504	42					13
14	45	38	43	45	43	55	42	43	41	37	41	45	518	43					14
15	32	35	47	47	41	46	40	47	46	50	46	40	517	43					15
16	43	47	48	52	48	55	57	55	43	51	49	59	602	50					16
17	48	51	47	55	49	67	62	60	54	45	53	49	640	53					17
18	41	52	52	46	48	56	50	58	50	47	56	41	597	50					18
19	40	54	50	58	46	57	56	55	59	56	53	55	639	53					19
20	53	49	55	52	53	55	49	46	49	52	57	57	627	52					20
21	47	63	56	52	54	57	65	70	65	68	69	60	726	60					21
22	59	51	58	72	63	60	54	60	55	56	56	51	695	58					22
23	64	58	50	58	53	57	49	62	56	64	65	63	699	58					23
24	60	66	54	62	66	59	60	61	65	64	63	63	743	62					24
25	58	66	53	61	60	67	53	69	59	57	64	55	722	60					25
26	48	53	56	56	55	52	59	45	48	46	51	46	615	51					26
27	56	53	49	43	42	44	43	43	40	37	34	38	522	44					27
28	31	29	37	29	33	34	33	36	29	34	35	21	381	32					28
29	30	22	35	19	25	18	25	24	21	34	14	23	290	24					29
30																			30
31																	DAYS	MEAN	31
Sum*	1544	1628	1636	1622	1625	1633	1596	1678	1634	1623	1613	1571	19403	1615•	COMPLETE		29	= 55.7	
Mean*	53.2	56.1	56.4	55.9	56.0	56.3	55.0	57.9	56.3	56.0	55.6	54.2	→ 668.9	→ •	COMPLETE		29	= 55.7	
															ALL			=	

*FOR COMPLETE DAYS, B = 12; B = NO. OF BIHOURLY VALUES, 12 UNLESS INDICATED; • INDICATES COLUMN SUM

GODHAVN MAGNETIC OBSERVATORY MARCH 1952

TABLE 273 COSMIC-RAY BIHOURLY MEAN VALUES OF DEPARTURES FROM BALANCE, IN UNITS OF 0.1% OF THE TOTAL IONIZATION + 130
CORRECTED FOR BURSTS AND TO BAROMETRIC PRESSURE 760 MM HG, VALUES CENTERED AT INDICATED GMT HOURS

Day	1h	3h	5h	7h	9h	11h	13h	15h	17h	19h	21h	23h		Sum	Mean	B					Day
1	11	27	26	21	23	23	27	21	14	28	19	17		257	21						1
2	20	26	18	30	28	33	27	27	25	25	41	28		328	27						2
3	26	27	26	30	37	34	19	35	35	41	35	35		380	32						3
4	26	31	26	30	25	28	32	34	34	36	20	36		358	30						4
5	27	44	34	28	29	40	36	28	27	21	34	21		369	31						5
6	29	28	40	30	28	22	19	26	21	25	29	18		315	26						6
7	15	17	19	22	24	26	20	23	19	35	35	34		289	24						7
8	37	47	30	36	37	45	40	53	44	41	43	42		495	41						8
9	38	42	38	40	33	50	38	44	36	48	46	49		502	42						9
10	44	48	39	54	46	46	48	42	51	48	49	43		558	46						10
11	36	42	48	44	46	50	46	51	47	47	51	54		562	47						11
12	45	46	54	52	43	43	46	51	49	45	47	48		569	47						12
13	46	49	47	49	39	52	44	48	49	43	53	46		565	47						13
14	46	45	53	42	42	45	52	56	56	48	59	49		593	49						14
15	42	61	56	49	60	60	63	57	67	67	66	55		703	59						15
16	57	60	65	58	68	68	63	67	68	68	62	60		764	64						16
17	61	53	53	63	54	51	61	62	57	57	60	59		691	58						17
18	70	62	65	69	70	67	69	70	66	66	71	71		816	68						18
19	66	76	75	59	75	63	69	48						(561)	(70)	8					19
20																					20
21											80	70		(150)	(75)	2					21
22	73	77	74	77	79	78	73	71	73	79	66	68		888	74						22
23	73	76	67	69	66	61	63	70	62	60	62	71		800	67						23
24	65	64	53	64	58	64	67	71	66	61	68	64		765	64						24
25	63	54	70	61	60	60	71	65	64	65	71	61		765	64						25
26	63	59	57	61	50	60	62	58	61	53	54	47		685	57						26
27	42	55	56	45	48	42	47	51	48	50	50	47		581	48						27
28	53	50	39	44	46	41	43	41	38	42	35	37		509	42						28
29	43	46	40	40	47	55	59	47	45	47	51	47		567	47						29
30	44	52	53	46	45	51	50	56	60	66	63	68		654	54						30
31	62	55	55	64	64	64	54	65	65	62	62	52		724	60			DAYS		MEAN	31
Sum*	1257	1343	1301	1318	1295	1359	1339	1390	1347	1374	1402	1327		16052	1336•	COMPLETE		28	=	47.7	
Mean*	44.9	48.0	46.5	47.1	46.2	48.5	47.8	49.6	48.1	49.1	50.1	47.4	→	573.3	→	COMPLETE		28	=	47.8	
	*FOR COMPLETE DAYS, B = 12; B = NO. OF BIHOURLY VALUES, 12 UNLESS INDICATED; • INDICATES COLUMN SUM														1481•	ALL		30	=	49.4	

TABLE 274 COSMIC-RAY BIHOURLY MEAN VALUES OF DEPARTURES FROM BALANCE, IN UNITS OF 0.1% OF THE TOTAL IONIZATION + 130
CORRECTED FOR BURSTS AND TO BAROMETRIC PRESSURE 760 MM HG, VALUES CENTERED AT INDICATED GMT HOURS

Day	1h	3h	5h	7h	9h	11h	13h	15h	17h	19h	21h	23h		Sum	Mean	B				Day
1	62	59	57	59	56	58	60	60	60	58	61	65		715	60					1
2	55	70	62	59	66	58	62	72	66	67	71	56		764	64					2
3	65	62	75	67	72	57	60	72	63	63	58	59		773	64					3
4	55	69	64	59	60	68	59	60	61	64	80	61		760	63					4
5	61	69	64	71	69	67	56	60	59	58	56	70		760	63					5
6	62	57	66	61	61	69	67	64	67	56	63	67		760	63					6
7	67	59	64	67	71	74	64	61	63	68	65	61		784	65					7
8	67	67	67	62	69	64	54	66	57	61	66	62		762	64					8
9	68	69	63	65	67	66	70	78	72	79	73	64		834	70					9
10	69	70	72	73	80	76	78	76	77	81	75	84		911	76					10
11	67	72	73	66	79	68	77	75	77	79	79	68		880	73					11
12	60	64	65	66	75	63	67	71	66	61	64	55		777	65					12
13	49	57	58	55	46	54	50	54	48	47	44	48		610	51					13
14	49	55	51	49	54	48	54	59	56	53	55	55		638	53					14
15	54	54	45	49	44	53	53	50	53	48	44	47		594	50					15
16	30	45	42	46	33	42	42	41	38	46	44	41		490	41					16
17	41	47	42	41	43	49	30	43	43	36	41	49		505	42					17
18	46	40	52	52	52	56	52	46	54	59	50	50		609	51					18
19	44	46	48	57	53	57			58	60	50	52		(525)	(52)	10				19
20	57	50	58	56	53	56	55	52	52	42	48	50		629	52					20
21	43	52	42	48	49	52	43	54	49	48	43	51		574	48					21
22	35	43	36	48	48	45	46	46	44	41	50	47		529	44					22
23	38	43	38	42	35	31	41	42	44	41	33	37		465	39					23
24	39	45	39	38	43	47	40	45	45	44	52	45		522	44					24
25	43	37	45	42	45	38	46	45	51	47	41	37		517	43					25
26	33	44	32	40	35	43	46	43	33	32	46	48		475	40					26
27	36	52	44	45	37	41	43	41	55	40	43	42		519	43					27
28	39	54	38	47	50	45	47	44	40	48	46	45		543	45					28
29	46	49	42	39	48	29	36	36	36	30	44	51		486	40					29
30	27	43	26	27	39	31	33	37	33	42	32	30		400	33					30
31																	DAYS		MEAN	31
Sum*	1463	1597	1522	1539	1579	1548	1531	1593	1562	1539	1567	1545		18585	1549	COMPLETE	29	=	53.4	
Mean*	50.4	55.1	52.5	53.1	54.4	53.4	52.8	54.9	53.9	53.1	54.0	53.3	→	640.9	→	COMPLETE	29	=	53.4	
															1609	ALL	30	=	53.4	

*FOR COMPLETE DAYS, B = 12; B = NO. OF BIHOURLY VALUES, 12 UNLESS INDICATED; • INDICATES COLUMN SUM

GODHAVN MAGNETIC OBSERVATORY MAY 1952

TABLE 275 COSMIC-RAY BIHOURLY MEAN VALUES OF DEPARTURES FROM BALANCE, IN UNITS OF 0.1% OF THE TOTAL IONIZATION + 130
CORRECTED FOR BURSTS AND TO BAROMETRIC PRESSURE 760 MM HG, VALUES CENTERED AT INDICATED GMT HOURS

Day	1h	3h	5h	7h	9h	11h	13h	15h	17h	19h	21h	23h		Sum	Mean	B					Day
1	26	28	35	38	31	31	25	39	37	27	30	31		378	32						1
2	30	33	22	25	22	31	28	28	24	21	25	16		305	25						2
3	15	19	17	23	21	24	19	14	21	19	16	23		231	19						3
4	19	12	11	14	14	20	20	20	17	21	17	25		210	18						4
5	25	17	25	25	14	30	18	22	27	20	21	25		269	22						5
6	12	25	24	27	18	34	20	24	25	23	25	31		288	24						6
7	23	32	21	24	31	40	29	33	22	27	21	22		325	27						7
8	25	19	11	20	26	23	31	24	29	20	23	16		267	22						8
9	23	18	23	15	23	20	24	30	25	37	28	31		297	25						9
10	28	28	28	26	32	28	28	27	37	40	34	27		363	30						10
11	36	28	27	25	26	32	39	32	21	36	26	20		348	29						11
12	20	20	17	29	16	26	28	26	21	23	27	37		290	24						12
13	29	28	9	12	21	23	19	32						(173)	(22)	8					13
14										31	35	41		(107)	(36)	3					14
15	37	37	36	46	40	44	37	42	54	58	45	40		516	43						15
16	49	54	37	57	51	58	53	54	45	50	49	56		613	51						16
17	54	57	54	63	51	51	59	60	59	56	49	53		666	56						17
18	56	49	52	50	45	54	41	54	47	48	44	48		588	49						18
19	40	53	48	43	50	55	56	57	42	50	52	60		606	50						19
20	51	54	41	50	58	56	42	55	43	46	47	53		596	50						20
21	43	43	41	44	47	49	42	51	47	53	51	48		559	47						21
22	40	44	36	46	41	46	41	42	48	40	47	39		510	42						22
23	47	48	46	39	37	49	45	50	37	42	52	41		533	44						23
24	43	50	28	44	41	46	53	44	45	57	62	49		562	47						24
25	50	47	48	44	46	48	47	41	42	40	52	44		549	46						25
26	45	33	44	34	35	39	32	38	46	35	20	37		438	36						26
27	19	22	25	22	17	25	8	25	20	15	20	24		242	20						27
28	24	21	33	21	16	15	9	22	24	19	19	16		239	20						28
29	15	15	10	14	13	8	15	19	19	8	10	7		153	13						29
30	11	15	6	6	12	12	7	16	1	9	-1	21		115	10						30
31	-1	15	21	19	13	17	14	12	12	11	26	26		185	15			DAYS		MEAN	31
Sum*	905	936	867	933	887	1011	910	1001	937	951	937	966		11241	936•	COMPLETE		29	=	32.3	
Mean*	31.2	32.3	29.9	32.2	30.6	34.9	31.4	34.5	32.3	32.8	32.3	33.3	→	387.7	→	COMPLETE		29	=	32.3	
	*FOR COMPLETE DAYS, B = 12; B = NO. OF BIHOURLY VALUES, 12 UNLESS INDICATED; • INDICATES COLUMN SUM														994•	ALL		31	=	32.1	

TABLE 276 COSMIC-RAY BIHOURLY MEAN VALUES OF DEPARTURES FROM BALANCE, IN UNITS OF 0.1% OF THE TOTAL IONIZATION + 130
CORRECTED FOR BURSTS AND TO BAROMETRIC PRESSURE 760 MM HG, VALUES CENTERED AT INDICATED GMT HOURS

Day	1h	3h	5h	7h	9h	11h	13h	15h	17h	19h	21h	23h		Sum	Mean	B					Day
1	22	18	19	20	33	25	12	26	26	21	30			(252)	(23)	11					1
2																					2
3																					3
4										32	33	44		(109)	(36)	3					4
5	35	38	36	39	34	47	41			44	36	40		(390)	(39)	10					5
6	37	29	37	42	38	37				39	36	34		(329)	(37)	9					6
7	33	33	36	37	38	37	31	30	29	27	30	32		393	33						7
8	26													(26)	(26)	1					8
9																					9
10																					10
11																					11
12																					12
13	31	25	14	17	19	23	15	22	21	31	19	25		262	22						13
14	26	23	17	17	24	17	24	31						(179)	(22)	8					14
15																					15
16										21	22	25		(68)	(23)	3					16
17	26	20	31	32	30	37	31	29	27	24	31	35		353	29						17
18	35	35	33	39	36	28	26	24	22	28	21	25		352	29						18
19	26	31												(57)	(28)	2					19
20										27	26	23		(76)	(25)	3					20
21	22	28	22	26	25	24	27	23	34	32	26	38		327	27						21
22	37	41	31	40	34									(183)	(37)	5					22
23										29	29	43		(101)	(34)	3					23
24	25	35	22	25	30					33	29	41		(240)	(30)	8					24
25	30	36	46	33	32					32	26	27		(262)	(33)	8					25
26	24	40								26	17	13		(120)	(24)	5					26
27	13	15	30	19	17	24	30	25	34	22	23	21		273	23						27
28	22	19	21	22	15	24	26	28						(177)	(22)	8					28
29																					29
30										21	42	27		(90)	(30)	3					30
31																		DAYS		MEAN	31
Sum*	160	156	166	170	165	173	160	153	167	164	150	176		1960	163	COMPLETE		6	=	27.2	
Mean*	26.7	26.0	27.7	28.3	27.5	28.8	26.7	25.5	27.8	27.3	25.0	29.3	→	326.6	→	COMPLETE		6	=	27.2	
	*FOR COMPLETE DAYS, B = 12; B = NO. OF BIHOURLY VALUES, 12 UNLESS INDICATED; • INDICATES COLUMN SUM														632•	ALL		22	=	28.7	

GODHAVN MAGNETIC OBSERVATORY JULY 1952

TABLE 277 COSMIC-RAY BIHOURLY MEAN VALUES OF DEPARTURES FROM BALANCE, IN UNITS OF 0.1% OF THE TOTAL IONIZATION +130
CORRECTED FOR BURSTS AND TO BAROMETRIC PRESSURE 760 MM HG, VALUES CENTERED AT INDICATED GMT HOURS

Day	1h	3h	5h	7h	9h	11h	13h	15h	17h	19h	21h	23h		Sum	Mean	B				Day
1	40	30	42	35	34	26	33	33	26	31	24	30		384	32					1
2	30	32	16	19	29	22	24	25	25	23				(245)	(24)	10				2
3										25	18	25		(68)	(23)	3				3
4	19	15	25	23	26					34	19	27		(188)	(24)	8				4
5	22	17	29	24	26	23	24	24	11	16	21	22		259	22					5
6	21	23	14	7						26	29	21		(141)	(20)	7				6
7	16	23	16	21	16	21	15			23	29	24		(204)	(20)	10				7
8	21	19	19	16	22	21	24	23	25	24	29	26		269	22					8
9	27	19	23	29	31	32	33	22	19	23	20	22		300	25					9
10	17	19	16	17	18					20	16	25		(148)	(18)	8				10
11	19	24	17	19	24	31	23	25	15	22	19	28		266	22					11
12	24	28	24	29						20	22	32		(179)	(26)	7				12
13	18	27	22	19	15					18	22	18		(159)	(20)	8				13
14	26	29	26	34	37	31	34	22	24	26	24	32		345	29					14
15	28	18	33	27	34					23	32	37		(232)	(29)	8				15
16	28	38	34	36	37									(173)	(35)	5				16
17																				17
18										32	30	34		(96)	(32)	3				18
19	28	43	20	25	34	30				24	19	31		(254)	(28)	9				19
20	25	29	28	28	27	32	29	27	39	36	30	37		367	31					20
21	36	28	32	36	33	35	33	32	38	31	34	34		402	34					21
22	32	32	31	32	35	31	36	47	43	38	34	37		428	36					22
23	29	24	29	32	27	35				40	37	30		(283)	(31)	9				23
24	31	32	31	32	42	22	15	24	25	22	33	15		324	27					24
25	18	17	16	30	15					28	23	34		(181)	(23)	8				25
26	27	29	18	21	32	23	17			22	25	27		(241)	(24)	10				26
27	13	27	28	9	20	18	15	23	18	22	23	39		255	21					27
28	31	24	24	22	30	27	32	27	16	22	21	17		293	24					28
29	30	26	27	16	14	19	17	18	22	15	17	23		244	20					29
30	20	16	13	31	30	16	22	16	14	28	17	28		251	21					30
31	24	18	22	30	18	23	12	20	19	10	13	20		229	19			DAYS		MEAN 31
Sum*	397	370	392	393	423	387	382	383	354	366	359	410		4616	385•	COMPLETE		15	=	25.7
Mean*	26.5	24.7	26.1	26.2	28.2	25.8	25.5	25.5	23.6	24.4	23.9	27.3	→	307.7	→	COMPLETE		15	=	25.6
															762	ALL		30	=	25.4

*FOR COMPLETE DAYS, B = 12; B = NO. OF BIHOURLY VALUES, 12 UNLESS INDICATED; • INDICATES COLUMN SUM

TABLE 278 COSMIC-RAY BIHOURLY MEAN VALUES OF DEPARTURES FROM BALANCE, IN UNITS OF 0.1% OF THE TOTAL IONIZATION + 130
CORRECTED FOR BURSTS AND TO BAROMETRIC PRESSURE 760 MM HG, VALUES CENTERED AT INDICATED GMT HOURS

Day	1h	3h	5h	7h	9h	11h	13h	15h	17h	19h	21h	23h		Sum	Mean	B					Day
1	6	20	11	26	22	16	16	23	21	14	14	19		208	17						1
2	16	23	20	17	19					25	17	19		(156)	(20)	8					2
3	8	19	22	14	18	23	9	22	21	19	15	16		206	17						3
4	7	24	8	21	20							13		(93)	(16)	6					4
5	7	20	14	18	25	15	15	29	17	19	9	24		212	18						5
6	13	23	20	13	20					23	22	19		(153)	(19)	8					6
7	11	20	10	18	25	28	14	20	13	16	19	15		209	17						7
8	16	26	19	20	23					22	16	16		(158)	(20)	8					8
9	27	28	32	22	30	30	22	26	20					(237)	(26)	9					9
10																					10
11																					11
12																					12
13																					13
14												39		(39)	(39)	1					14
15	31	26	22	34	22	32	36	26	41	37	33	34		374	31						15
16	38	53	32	39	37	44	41	31	49	40	48	42		494	41						16
17	46	37	42	38	40	42	38	42	39		41	41		(446)	(41)	11					17
18	36	35	41	32	30	36	35	39	34	40	39	38		435	36						18
19	45	31	33	40	31	32	27	34	33	37	29	33		405	34						19
20	30	35	35	40	43	41	42	27	39	33	41	31		437	36						20
21	34	34	38	46	33	34	37	32	24	36	23	35		406	34						21
22	23	26	30	34	24	28	27	20	29	43	30	26		340	28						22
23	29	36	35	29	39	40	24			25	24	35		(316)	(32)	10					23
24	29	37	40	32	37	35	38	30	26	37				(341)	(34)	10					24
25										30	32	50		(112)	(37)	3					25
26	34	29	30	38	47	41	38	36	40	36	31	32		432	36						26
27	24	37	35							36	41	37		(210)	(35)	6					27
28	53	46	48	40	46	52	50	42	38	49	51	41		556	46						28
29	44	48	56	48	47	34	35	45	39	51	50	43		540	45						29
30	48	43	43	47	40	34	44	36	44	32	38	43		492	41						30
31	41	45	42	41	42	38	39	41	35	43	40	38		485	40		DAYS		MEAN		31
Sum*	489	530	507	555	532	528	505	503	517	545	510	510		6231	517•	COMPLETE	16	=	32.3		
Mean*	30.6	33.1	31.7	34.7	33.2	33.0	31.6	31.4	32.3	34.1	31.9	31.9	→	3895	→	COMPLETE	16	=	32.5		
	*FOR COMPLETE DAYS, B = 12; B = NO. OF BIHOURLY VALUES, 12 UNLESS INDICATED; • INDICATES COLUMN SUM														836•	ALL	27	=	31.0		

TABLE 279 COSMIC-RAY BIHOURLY MEAN VALUES OF DEPARTURES FROM BALANCE, IN UNITS OF 0.1% OF THE TOTAL IONIZATION + 130
CORRECTED FOR BURSTS AND TO BAROMETRIC PRESSURE 760 MM HG, VALUES CENTERED AT INDICATED GMT HOURS

Day	1h	3h	5h	7h	9h	11h	13h	15h	17h	19h	21h	23h	Sum	Mean	B				Day
1	43	51	55	43	47	56	50	48	49	39	46	48	575	48					1
2	34	36	37	39	26	40	43	39	41	30	32	42	439	37					2
3	32	43	37	42	34	42							(230)	(38)	6				3
4										19	21	26	(66)	(22)	3				4
5	26	27	25	18	28	25	31	28	26	30	43	32	339	28					5
6	37	25	38	41	30	29	36	34	37	33	32	35	407	34					6
7	47	44	39	41	50	53	40	53	37	46	44	54	548	46					7
8	41	44	49	54	42	47	50	43	42	53	39	42	546	46					8
9	39	50	54	50	55	44	44	44	46	37	37	54	554	46					9
10	44	41	51	53	42	46	55	42	35	44	40	55	548	46					10
11	41	50	48	53	43	54	40	47	41	50	56	49	572	48					11
12	51	53	39	48	51	51	47	48	51	48	51	36	574	48					12
13	43	41	46	34	45	45	32	32	42	50	36	36	482	40					13
14	37	28	29	34	21	33	34	42	34	43	45	36	416	35					14
15	36	30	41	42	22	29	36	42	37	35	35	27	412	34					15
16	23	22	19	35	15	17	11	10	29	16	12	15	224	19					16
17	16	20	16	19	11	17	21	19	32	28	35	35	269	22					17
18	19	23	25	27	22	33	30	34	39	45	36	36	369	31					18
19	36	42	35	38	50	46	41	39	43	48	46	42	506	42					19
20	34	41	44	51	45	47	62	46	45	55	49	48	567	47					20
21	53	53	57	57	48	49	53	48	57	56	51	53	635	53					21
22	54	60	65	55	58	55	51	61	47	58	54	51	669	56					22
23	47	60	61	61	62	62	53	67	57	62	51	53	696	58					23
24	66	61	63	64	53	52	51	63	55	58	58	60	704	59					24
25	59	61	63	55	49	61	64	68	65	77	68	63	753	63					25
26	54	53	60	64	58	61	55	50	63	52	51	56	677	56					26
27	51	50	53	50	56	52	49	48	44	43	48	47	591	49					27
28	43	39	39	44	46	43	46	49	59	42	47	47	544	45					28
29	45	51	45	48	48	56	59	54	60	55	55	53	629	52					29
30	49	58	60	54	49	59	65	68	61	52	67	56	698	58					30
31																	DAYS		MEAN	31
Sum*	1168	1214	1256	1272	1172	1262	1249	1266	1274	1285	1264	1261	14943	1246●	COMPLETE		28	=	44.5	
Mean*	41.7	43.4	44.9	45.4	41.9	45.1	44.6	45.2	45.5	45.9	45.1	45.0	→ 533.7	→	COMPLETE		28	=	44.5	
	*FOR COMPLETE DAYS, B = 12; B = NO. OF BIHOURLY VALUES, 12 UNLESS INDICATED; ● INDICATES COLUMN SUM													1306●	ALL		30	=	43.5	

GODHAVN MAGNETIC OBSERVATORY OCTOBER 1952

TABLE 280 COSMIC-RAY BIHOURLY MEAN VALUES OF DEPARTURES FROM BALANCE, IN UNITS OF 0.1% OF THE TOTAL IONIZATION + 130
CORRECTED FOR BURSTS AND TO BAROMETRIC PRESSURE 760 MM HG, VALUES CENTERED AT INDICATED GMT HOURS

Day	1h	3h	5h	7h	9h	11h	13h	15h	17h	19h	21h	23h		Sum	Mean	B				Day
1	57	51	60	63	66	51			64	61	58	56		(587)	(59)	10				1
2	57	45	61	53	52	58	54	59	52	58	51	58		658	55					2
3	58	48	45	53	57	58	56	46	53	49	49	51		623	52					3
4	48	46	47	46	49	48	48	42	38	44	44	44		544	45					4
5	43	41	49	50	49	49	36	39	44	43	47	49		539	45					5
6	53	63	49	63	56	54	48	59	56	60	62	59		682	57					6
7	69	72	66	61	53	61	54	63	60	61	61	72		753	63					7
8	73	69	67	65	62	67	57	58	58	63	71	71		781	65					8
9	62	54	59	64	59	62	60	56	76	69	70			(691)	(63)	11				9
10																				10
11																				11
12																				12
13										76	62	69		(207)	(69)	3				13
14	60	70	60	54	71	73	55	62	58	73	69	62		767	64					14
15	60	61	54	68	61	66	71	67	70	68	62	60		768	64					15
16	57	57	55	65	62	71	66	55	60	63	60	53		724	60					16
17	48	49	56	52	51	54	58	63	56	63	57	67		674	56					17
18	59	59	57	62	58	54	53	56	54	60	60	50		682	57					18
19	56	62	59	54	53	56	56	55	52	56	55	60		674	56					19
20	50	51	56	50	61	47	52	57	59	53	46	64		646	54					20
21	68	57	57	66	72	62	66	59	54	59	54	56		730	61					21
22	46	60	50	51	50	50	60	51	53	54	53	46		624	52					22
23	46	46	55	52	52	51	50	62	50	49	45	56		614	51					23
24	48	53	48		57	45	54	56	60	61	60	56		(598)	(54)	11				24
25	60	53	53	49	53	62	60	60						(450)	(56)	8				25
26																				26
27											65	68		(133)	(66)	2				27
28	65	56	65	69	75	65	69	72	69	77	79	74		835	70					28
29	69	71	72	76	73	78	65	79	76	75	58	70		862	72					29
30	67	71	85	68	58	71	66	70	81	75	72	70		854	71					30
31	77	68	74	67	65	73	78	74	70	72	82	70		870	72			DAYS		MEAN 31
Sum*	1229	1222	1239	1245	1240	1266	1218	1248	1223	1275	1237	1262		14904	1242	COMPLETE		21	=	59.1
Mean*	58.5	58.2	59.0	59.3	59.0	60.3	58.0	59.4	58.2	60.7	58.9	60.1	→	709.6	→	COMPLETE		21	=	59.1
															1609	ALL		27	=	59.6

*FOR COMPLETE DAYS, B = 12; B = NO. OF BIHOURLY VALUES, 12 UNLESS INDICATED; • INDICATES COLUMN SUM

GODHAVN MAGNETIC OBSERVATORY NOVEMBER 1952

TABLE 281 COSMIC-RAY BIHOURLY MEAN VALUES OF DEPARTURES FROM BALANCE, IN UNITS OF 0.1% OF THE TOTAL IONIZATION + 130
CORRECTED FOR BURSTS AND TO BAROMETRIC PRESSURE 760 MM HG, VALUES CENTERED AT INDICATED GMT HOURS

Day	1h	3h	5h	7h	9h	11h	13h	15h	17h	19h	21h	23h		Sum	Mean	B				Day
1	79	76	77	71	81				78	78	71	67		(678)	(75)	9				1
2	68	75	83	75	75	67	73	70	77	81	70	81		895	75					2
3	76	76	74	74	71	78	88	81	72	86	85	79		940	78					3
4	85	93	79	87	81	80	80	88	86	85	79	84		1007	84					4
5	72	81	87	76	65	78	78	81	82	81	67	67		915	76					5
6	74	80	74	68	74	73	65	73	85	66	67	76		875	73					6
7	64	63	69	62	61	65	73	66	71	72	73	66		805	67					7
8	52	58	67	67	67	69	72	65	65	71	73	61		787	66					8
9	74	58	53	56	67	57	64	69	63	67	61	65		754	63					9
10	70	59	63	69	62	62	58	73	60	66	72	61		775	65					10
11	64	67	67	64	59	74	75	76	68	73	74	74		835	70					11
12	68	66	67	67	65	75	84	75	70	79	69	75		860	72					12
13	61	74	71	55	72	69	60	62	55	59	72	60		770	64					13
14	53	56	59	55	46	53	57	50	59	52	45	56		641	53					14
15	56	48	40	50	46	50	46	40	37	52	49	42		556	46					15
16	61	62	52	48	53	56	52	61	53	58	56	57		669	56					16
17	55	53	64	63	54	64	65	61	58	65	59	54		715	60					17
18	59	55	57				52	52	50	56	57	57		(495)	(55)	9				18
19	50	46	47	48	45	43	52	45	43	46	39	30		534	44					19
20	35	41	51	42	39	38	38	51	35	36	26	38		470	39					20
21	41	36	38	40	38	38	32	31	36	37	31	28		426	36					21
22	28	31	31	38	30	38	29	38	30	37	38	37		405	34					22
23	50	45	37	47	46	50	49	53	39	50	45	50		561	47					23
24	45	43	48	47	53	56	46	41	51	60	44	51		585	49					24
25	49	55	63	51	52	52	55	50	51	60	58	61		657	55					25
26	51	47	48	54	39	47	44	60	52	55	57	52		606	50					26
27	53	51	53	61	62	45	52							(377)	(54)	7				27
28										55				(55)	(55)	1				28
29										51	61	60		(172)	(57)	3				29
30	69	50	71	64	66	62	61	60	62	62	62	51		740	62					30
31																		DAYS		MEAN 31
*Sum	1471	1463	1503	1467	1426	1494	1496	1520	1460	1556	1471	1456		17783	1484•	COMPLETE		25	=	59.4
*Mean	58.8	58.5	60.1	58.7	57.0	59.8	59.8	60.8	58.4	62.2	58.8	58.2	→	711.1	→	COMPLETE		25	=	59.3
	*FOR COMPLETE DAYS, B = 12; B = NO. OF BIHOURLY VALUES, 12 UNLESS INDICATED; • INDICATES COLUMN SUM														1788•	ALL		30	=	59.3

TABLE 282 COSMIC-RAY BIHOURLY MEAN VALUES OF DEPARTURES FROM BALANCE, IN UNITS OF 0.1% OF THE TOTAL IONIZATION + 130
CORRECTED FOR BURSTS AND TO BAROMETRIC PRESSURE 760 MM HG, VALUES CENTERED AT INDICATED GMT HOURS

Day	1h	3h	5h	7h	9h	11h	13h	15h	17h	19h	21h	23h	Sum	Mean	B				Day
1	60	59	63	58	60	66	65	59	59	71	50	58	728	61					1
2	60	60	54	50	68	56	50	60	54	62	59	60	693	58					2
3	53	61	63	55	54	62	70	52	62	56	53	56	697	58					3
4	65	62	64	61	57	66	63	51	64	56	55	64	728	61					4
5	60	57	64	57	58	62	59	64	65	73	62	62	743	62					5
6	56	58	65	67	58	58	65	54	57	58	52	58	706	59					6
7	59	47	54	57	57	63	55	57	60	64	56	62	691	58					7
8	46	54	52	50	58	60	62	56	56	58	58	51	661	55					8
9	55	60	62	62	56	65	57	76	62	62	65	68	750	62					9
10	59	65	60	66	64	66	72	65	60	64	71	72	784	65					10
11	67	64	66	68	63	62	57	64	74	61	54	61	761	63					11
12	64	67	67	70	66	61	56	60	58	55	60	58	742	62					12
13	54	46	55	61	58	64	60	65	74	66	76	77	756	63					13
14	64	79	67	75	75	80	71	85	80	68	80	78	902	75					14
15	79	76	78	80	80	74	68	80	82	74	85	79	935	78					15
16	78	75	80	81	86	77	80	75	75	77	82	68	934	78					16
17	74	72	75	79	81	81	79	75	80	87	83	83	949	79					17
18	81	85	86	84	82	74	82	89	82	85	81	83	994	83					18
19	77	72	79	77	85	81	73	86	83	84	73	81	951	79					19
20	70	78	76	73	82	87	74	82	81	85	79	70	937	78					20
21	69	82	73	76	80	76	79	74	82	74	82	78	925	77					21
22	73	73	75	76	77	82	79	81	89	80	78	85	948	79					22
23	88	83	90	88	82	76	81	85	81	86	79	74	993	83					23
24	82	78	77	77	83	81	81	73	81	73	71	75	932	78					24
25	69	74	71	72	70	73	70	83	73	75	71	75	876	73					25
26	67	63	68	68	71	72	64	59	65	54	65	59	775	65					26
27	54	56	55	60	62	70	70	68	83	68	63	79	788	66					27
28	69	68	62	70	61	61	58	64	79	67	63	72	794	66					28
29	63	55	57	59	62	65	67	64	60	61	54	66	733	61					29
30	63	60	57	50	51	57	53	65	54	52	63	51	676	56					30
31	50	50	52	56	45	49	57	56	56	57	65	76	669	56		DAYS		MEAN	31
Sum*	2028	2039	2067	2083	2092	2127	2077	2127	2171	2113	2088	2139	25151	2097•	COMPLETE	31	=	67.6	
Mean*	65.4	65.8	66.7	67.2	67.5	68.6	67.0	68.6	70.0	68.2	67.4	69.0	→ 811.4	→	COMPLETE	31	=	67.6	
	*FOR COMPLETE DAYS, B = 12; B = NO. OF BIHOURLY VALUES, 12 UNLESS INDICATED; • INDICATES COLUMN SUM													•	ALL		=		

GODHAVN MAGNETIC OBSERVATORY JANUARY 1953

TABLE 283 COSMIC-RAY BIHOURLY MEAN VALUES OF DEPARTURES FROM BALANCE, IN UNITS OF 0.1% OF THE TOTAL IONIZATION +130
CORRECTED FOR BURSTS AND TO BAROMETRIC PRESSURE 760 MM HG, VALUES CENTERED AT INDICATED GMT HOURS

Day	1h	3h	5h	7h	9h	11h	13h	15h	17h	19h	21h	23h		Sum	Mean	B					Day
1	61	63	53	66	63	77	77	76	75	70	63	77		821	68						1
2	65	79	79	67	76	76	66	72	73	64	81	77		875	73						2
3	70	80	81	64	80	69	71	78	80	81	71	82		910	76						3
4	79	83	76	79	75	68	71	66	69	73	70	68		877	73						4
5	58	62	59	57	54	54	67	61	58	62	57	65		714	60						5
6	61	61	59	63	63	62	55	64	58	61	53	54		714	60						6
7	62	55	60	63	61	65	61	54	57	70	63	60		731	61						7
8	48	58	65	56	57	65	65	59	60	64	67	64		728	61						8
9	56	57	56	64	50	58	59	65	71	63	68	72		739	62						9
10	61	69	81	72	80					73	74	79		(589)	(74)	8					10
11	78	77	81	77	75	80	88	86	85	78	79	86		970	81						11
12	84	81	81	78	88	92	77	83						(664)	(83)	8					12
13																					13
14										95	87	84		(266)	(89)	3					14
15	91	93	79	88	87	87	86	84	77	82	81	86		1021	85						15
16	91	76	74	68	84	87								(480)	(80)	6					16
17																					17
18										71	73	74		(218)	(73)	3					18
19	70	68	74	73	70	77	73	74	71	81	69	73		873	73						19
20	71	62	64	62	60	62								(381)	(64)	6					20
21										70	68	63		(201)	(67)	3					21
22	68	71	73	76	66	71	70	81	84	84	68	73		885	74						22
23	77	86	70	78	83	79	86	87	85	89	78	81		979	82						23
24	77	85	78	84	80	79	85	86	88	83	81	78		984	82						24
25	88	81	86	86	92	92	90	89	93	87	77	93		1054	88						25
26	84	87	88	92	91	88	88	86	96	87	93	93		1073	89						26
27	81	91	91	87	88	87	93	88	84	90	87	80		1047	87						27
28	81	82	84	85	83	81	88	85	79	83	85	81		997	83						28
29	73	82	83	70	74	77	84	87	83	81	73	75		942	78						29
30	71	77	71	74	67	77	73	72	83	77	76	71		889	74						30
31	82	79	83	71	84	78	82	83	84	81	79	71		957	80			DAYS		MEAN	31
*Sum	1584	1657	1629	1620	1619	1647	1678	1683	1693	1691	1619	1660		19780	1658	COMPLETE		22	=	75.0	
*Mean	72.0	75.3	74.0	73.6	73.6	74.9	76.3	76.5	77.0	76.9	73.6	75.5	→	899.2	→	COMPLETE		22	=	74.9	
	*FOR COMPLETE DAYS, B = 12; B = NO. OF BIHOURLY VALUES, 12 UNLESS INDICATED; • INDICATES COLUMN SUM														2188	ALL		29	=	75.2	

TABLE 284 COSMIC-RAY BIHOURLY MEAN VALUES OF DEPARTURES FROM BALANCE, IN UNITS OF 0.1% OF THE TOTAL IONIZATION + 130
CORRECTED FOR BURSTS AND TO BAROMETRIC PRESSURE 760 MM HG, VALUES CENTERED AT INDICATED GMT HOURS

Day	1h	3h	5h	7h	9h	11h	13h	15h	17h	19h	21h	23h		Sum	Mean	B					Day
1	63	84	78	82	74	75	83	77	85	74	73	74		922	77						1
2	77	79	70	68	75	83		77	79	68	67	64		(807)	(73)	11					2
3	64	65	63	64	61	62	60	61	65	62	59	51		737	61						3
4	62	61	62	56	54	68	61	61	67	75	72	66		765	64						4
5	69	63	67	70	74	70	69	68	77	74	70	70		841	70						5
6	83	74	74	66	67	84	75	79	79	77	81	79		918	76						6
7	70	80	80	76	79	78	87	75	81	83	83	79		951	79						7
8	79	82	78	87	78	81	85	81	79	85	79	84		978	82						8
9	77	74	76	80	79	77	76	88						(627)	(78)	8					9
10																					10
11										72	65	65		(202)	(67)	3					11
12	66	64	61	61	73	63	64	65	59	66	58	62		762	64						12
13	62	63	63	59	67	55	55	61	70	66	60	72		753	63						13
14	61	62	62	63	58	67	67	64	69	55	60	62		750	62						14
15	59	56	59	61	64	48	61	56	70	63	57	54		708	59						15
16	53	52	49	69	57	62	62	62	59	57	55	58		695	58						16
17	58	69	64	57	64	72	64	70	63	69	57	67		774	64						17
18	54	59	65	71	61	64	69	67	66	78	66	63		783	65						18
19	65	70	64	71	72	71	67	74	75	72	84	68		853	71						19
20	65	87	80	89	76	82	89	86	91	79	86	80		990	82						20
21	82	81	82	81	97	89	93	85	91	88	87	94		1050	88						21
22	98	92	84	101	91	94	92	99	96	104	84	95		1130	94						22
23	93	92	90	101	87	95	94	99	98	97	98	93		1137	95						23
24	99	101	96	97	99	105	107	113	99	107	104	89		1216	101						24
25	97	94	93	103	97	96	95	104	98	96	99	93		1165	97						25
26	97	92	99	87	96	99	88	104	96	93	90	87		1128	94						26
27	92	85	96	84	91	98	101	101	89	92	87	85		1101	92						27
28	90	92	88	93	83	85	80	84	81	82	86	77		1021	85						28
29																					29
30																					30
31																		DAYS		MEAN	31
Sum*	1781	1820	1797	1849	1820	1863	1868	1896	1903	1894	1835	1802		22128	1843•	COMPLETE		24	=	76.8	
Mean*	74.2	75.8	74.9	77.0	75.8	77.6	77.8	79.0	79.3	78.9	76.5	75.1	→	921.9	→	COMPLETE		24	=	76.8	
	*FOR COMPLETE DAYS, B = 12; B = NO. OF BIHOURLY VALUES, 12 UNLESS INDICATED; • INDICATES COLUMN SUM														2069•	ALL		27	=	76.3	

TABLE 285 COSMIC-RAY BIHOURLY MEAN VALUES OF DEPARTURES FROM BALANCE, IN UNITS OF 0.1% OF THE TOTAL IONIZATION + 130
CORRECTED FOR BURSTS AND TO BAROMETRIC PRESSURE 760 MM HG, VALUES CENTERED AT INDICATED GMT HOURS

Day	1h	3h	5h	7h	9h	11h	13h	15h	17h	19h	21h	23h		Sum	Mean	B				Day
1	69	84	74	75	76	80	72	75	79	71	66	66		887	74					1
2	72	66	70	70	81	67	69	76	67	67	64	68		837	70					2
3	66	78	71	78	74	71	77	73	74	80	74	77		893	74					3
4	71	83	89	76	77	88	80	81	94	77	82	85		983	82					4
5	81	91	77	83	80	85	87	90	86	87	87	78		1012	84					5
6	86	80	87	84	85	95	87	90	96	87	89	97		1063	89					6
7	87	101	93	96	87	96	95	93	94	96	96	93		1127	94					7
8	89	93	103	96	92	93	89	91	94	97	96	81		1114	93					8
9	92	82	90	91	88	91	92	92	100	94	86	85		1083	90					9
10	80	90	85	84	99	95	94	89	81	88	84	91		1060	88					10
11	87	84	93	94	88	88	88	100	89	95	91	93		1090	91					11
12	92	93	100	93	92	92	87	100	97	101	97	93		1137	95					12
13	84	90	105	102	87	93	102	88	98	91	91	91		1122	94					13
14	95	95	100	98	98	88	91	92	93	97	87	85		1119	93					14
15	94	91	90	98	84	88	90	86	94	85	87	77		1064	89					15
16	89	91	91	80	96	89	84	90	84	83	81	83		1041	87					16
17	75	73	75	71	92	82	75	75	66	78	79	73		914	76					17
18	73	70	83	77	76	76	84	87	87	75	79	80		947	79					18
19	80	82	84	72	79	74	79	75	86	77	77	74		939	78					19
20	78	79	72	71	65	71	83	77	79	82	72	72		901	75					20
21	74	80	75	74	66	63	73	83	76	76	74	74		888	74					21
22	77	82	79	80	77	77	83	84	87	76	80	79		961	80					22
23	74	82	80	76	80	83	78	73	73	76	89	75		939	78					23
24	74	77	74	74	80	68	78	74	69	83	73	81		905	75					24
25	72	79	61	79	70	62	72	70	72	68	65	71		841	70					25
26	66	76	80	78	73	77	83	89	82	79	82	76		941	78					26
27	79	81												(160)	(80)	2				27
28																				28
29																				29
30											67	67		(134)	(67)	2				30
31	71	68	73	61										(273)	(68)	4		DAYS		MEAN 31
Sum*	2077	2172	2181	2150	2142	2132	2172	2193	2197	2166	2128	2098		25808	2158•	COMPLETE		26	=	82.7
Mean*	79.9	83.5	83.9	82.7	82.4	82.0	83.5	84.3	84.5	83.3	81.8	80.7	→	992.5	→	COMPLETE		26	=	82.7
	*FOR COMPLETE DAYS, B = 12; B = NO. OF BIHOURLY VALUES, 12 UNLESS INDICATED; • INDICATES COLUMN SUM														2365•	ALL		29	=	81.6

GODHAVN MAGNETIC OBSERVATORY

APRIL 1953

TABLE 286

COSMIC-RAY BIHOURLY MEAN VALUES OF DEPARTURES FROM BALANCE, IN UNITS OF 0.1% OF THE TOTAL IONIZATION + 130
CORRECTED FOR BURSTS AND TO BAROMETRIC PRESSURE 760 MM HG, VALUES CENTERED AT INDICATED GMT HOURS

Day	1h	3h	5h	7h	9h	11h	13h	15h	17h	19h	21h	23h		Sum	Mean	B				Day
1										59	57	52		(168)	(56)	3				1
2	57	60	51	45	56	56	53	59	56	52	55	54		654	54					2
3	57	61	60	55	56	54	65	60	60	62	53	64		707	59					3
4	53	59	56	59	55	57	56	60	62	48	55	59		679	57					4
5	57	46	52	61	50	52	55	52	54	52	43	46		620	52					5
6	51	56	64	49	56	61	53	65	49	57	55	57		673	56					6
7	52	63	68	64	60	60	63	58	57	60	51	53		709	59					7
8	54	62	63	58	53	59	59	48	61	59	55	65		696	58					8
9	54	53	53	51	54	53	56	62	59	57	62	62		676	56					9
10	59	67	60	54	54	64	54	67	59	62	50	52		702	58					10
11	52	52	51	52	61	57	59	60	68	60	54	60		686	57					11
12	54	51	58	54	63	58	59	59	62	57	54	61		690	58					12
13	56	61	61	51	51	58	53	57	58	52	54	53		665	55					13
14	62	57	53	49	47	48	45	57	65	53	55	53		644	54					14
15	57	49	60	49	58	54	51	61	48	49	35	51		622	52					15
16	46	39	43	35	39	48	46	49	43	40	31	40		499	42					16
17	47	42	33	40	45	48	39	40	30	37	33	46		480	40					17
18	35	36	40	42	41	47	38	43	47	47	41	52		509	42					18
19	42	38	46	56	37	46	48	60	44	51	56	53		577	48					19
20	51	56	49	53	53	57	59	48	63	53	53	54		649	54					20
21	46	40	53	50	51	45	45	48	47	40	52	36		553	46					21
22	42	36	40	38	38	42	45	35	41	46	54	50		507	42					22
23	47	49	40	47	39	44	37	48	51	37	44	35		518	43					23
24	41	41	34	45	36	47	42	39	34	36	40	36		471	39					24
25	41	33	39	37	40	43	40	38	39	33	35	37		455	38					25
26	34	37	32	27	36	34	36	38	38	40	24	41		417	35					26
27	37	28	35	37	41	45	30	33	27	39	40	30		422	35					27
28	37	41	37	44	42	38	42	45	43	40	43	42		494	41					28
29	45	41	43	47	39	43	44	54	49	50	50	44		549	46					29
30	48	51	55	49	54	56	59	55	57					(484)	(54)	9				30
31																		DAYS		MEAN	31
Sum*	1366	1354	1374	1349	1351	1418	1372	1443	1414	1369	1327	1386		16523	1376•	COMPLETE		28	=	49.1	
Mean*	48.8	48.4	49.1	48.2	48.2	50.6	49.0	51.5	50.5	48.9	47.4	49.5	→	590.1	→	COMPLETE		28	=	49.2	
	*FOR COMPLETE DAYS, B = 12; B = NO. OF BIHOURLY VALUES, 12 UNLESS INDICATED; • INDICATES COLUMN SUM														1486•	ALL		30	=	49.5	

TABLE 287 COSMIC-RAY BIHOURLY MEAN VALUES OF DEPARTURES FROM BALANCE, IN UNITS OF 0.1% OF THE TOTAL IONIZATION + 130
CORRECTED FOR BURSTS AND TO BAROMETRIC PRESSURE 760 MM HG, VALUES CENTERED AT INDICATED GMT HOURS

Day	1h	3h	5h	7h	9h	11h	13h	15h	17h	19h	21h	23h		Sum	Mean	B					Day
1										43	46	49		(138)	(46)	3					1
2	56	58	62	62	61	54	69	53	58	50	56	58		697	58						2
3	60	64	64	60	48	54	64	62	54	64	64	62		720	60						3
4	64	50	54	53	53	57	62	62	53	55	59	59		681	57						4
5	66	65	51	61	57	59	61	50	54	54	60	43		681	57						5
6	54	61	54	54	51	61	53	59	51	46	55	47		646	54						6
7	53	53	48	55	31	42	45	46	45	44	40	44		546	45						7
8	40	41	48	37	36	40	41	47	50	44	49	55		528	44						8
9	40	43	41	46	39	26	42	40	32	35	40	43		467	39						9
10	34	34	33	35	38	38	28	31	30	46	31	31		409	34						10
11	35	27	32	20	30	17	29	35	34	27	33	36		355	30						11
12	27	38	20	28	36	24	29	39	29	36	23	37		366	30						12
13	36	26	22	36	23	27	28	33	34	33	43	39		380	32						13
14	33	34	43	36	37	39	38	38	49	32	32	45		456	38						14
15	27	39	36	30	44	42	36	50	54	45	48	56		507	42						15
16	37	44	51	51	41	50	56	62	45	40	36	45		558	46						16
17	45	45	45	46	43	50	43	43	39	47	41	51		538	45						17
18	42	38	39	44	45	49	47	53	46	42	44	41		530	44						18
19	54	50								50	43	39		(236)	(47)	5					19
20	45	38	50	41	45	40	42	40	46	38	40	40		505	42						20
21	32	38	31	38										(139)	(35)	4					21
22		26	42	45	44	37	35	35	42	45	50	39		(440)	(40)	11					22
23	34	41	37	41	43	48	39	33	25	36	35	31		443	37						23
24	29	32	22	25	27	22	31	23	17	19	32	21		300	25						24
25	21	32	25	28	18	32	26	30	32	41	40	28		353	29						25
26	32	33	34	35	35	37	31	44	37	36	34	31		419	35						26
27	24	27	35	34	38	38	48	45	39	37	43	41		449	37						27
28	34	42	40	50	48	36	48	44	45	40	48	46		521	43						28
29	55	46	39	49	48	41	43	43	47	47	42	40		540	45						29
30	38	43	43	52	50	44	33	52	45	40	44	41		525	44						30
31	43	30								32	33	39		(177)	(35)	5		DAYS		MEAN	31
*Sum	1061	1094	1068	1109	1065	1067	1112	1157	1090	1074	1112	1111		13120	1092	COMPLETE		26	=	42.0	
*Mean	40.8	42.1	41.1	42.7	41.0	41.0	42.8	44.5	41.9	41.3	42.8	42.7	→	504.7	→	COMPLETE		26	=	42.1	
	*FOR COMPLETE DAYS, B = 12; B = NO. OF BIHOURLY VALUES, 12 UNLESS INDICATED; ● INDICATES COLUMN SUM														1295●	ALL		31	=	41.8	

TABLE 288

COSMIC-RAY BIHOURLY MEAN VALUES OF DEPARTURES FROM BALANCE, IN UNITS OF 0.1% OF THE TOTAL IONIZATION + 130
CORRECTED FOR BURSTS AND TO BAROMETRIC PRESSURE 760 MM HG, VALUES CENTERED AT INDICATED GMT HOURS

Day	1h	3h	5h	7h	9h	11h	13h	15h	17h	19h	21h	23h		Sum	Mean	B					Day
1	42	36	34	42	27	38	33	35	35	30	27	28		407	34						1
2	28	25	29	35	25					41	29	29		(241)	(30)	8					2
3	32	29	25	20	32	32	23	33	20	28	30	27		331	28						3
4	20	26	30	28	23	27	28	28	33	25	43	33		344	29						4
5	38	27	29	32	30	34	34	29	41	17	39	27		377	31						5
6	35	33	41	42	33	43	34	36	35	36	40	40		448	37						6
7	32	30	40	44	36	29	43	40	44	46	30	39		453	38						7
8	39	44	46	47	46					36	36	35		(329)	(41)	8					8
9	38	46	44	52	43	44	37	46						(350)	(44)	8					9
10								41	40	36	44	35		(196)	(39)	5					10
11	54	44	46	48	51	50	44	45	49	44	42	49		566	47						11
12	39	39	44									55		(177)	(44)	4					12
13	48	57	49	50	48	44	48	50	46	45	50	49		584	49						13
14	50	42	52	55	52	53	57	55	50	42	52	46		606	50						14
15	48													(48)	(48)	1					15
16										51	46	37		(134)	(45)	3					16
17	44	60	55	54	51	40	43	45	37	47	47	50		573	48						17
18	54	56	37	41	40	33	38	38	40	24	42	36		479	40						18
19	33	35	34	30	44	46	41	45	48	43	40	37		476	40						19
20	38	46	45	43	49	41	42	51	56	51	47	54		563	47						20
21	35	46	39	44	44	40	39	42	38	41	45	40		493	41						21
22	30	38	30	38	35	37	40	42	54	41	58	49		492	41						22
23	42	48	44	34	47	44	49	38	43	45	43	36		513	43						23
24	32	31	28	28	34	35	37	38	33	33	30	32		391	33						24
25	19	37	18	27	30	36	23	26	21	41	29	38		345	29						25
26	21	32	38	27	30	35	29	35	27	31	38	28		371	31						26
27	35	25	31	32	29	35	22	32	38	28	35	37		379	32						27
28	39	38	37	41	38	37	27	48	38	26	44	34		447	37						28
29	42	38	29	33	23	31	27	31	35	29	35	35		388	32						29
30	22	32	21	34	24	20	33	24	21	18	35	22		306	26						30
31																		DAYS		MEAN	31
Sum*	837	886	832	867	850	860	834	886	882	811	921	866		10332	863	COMPLETE		23	=	37.5	
Mean*	36.4	38.5	36.2	37.7	37.0	37.4	36.3	38.5	38.3	35.3	40.0	37.7	→	449.3	→	COMPLETE		23	=	37.4	
	*FOR COMPLETE DAYS, B = 12; B = NO. OF BIHOURLY VALUES, 12 UNLESS INDICATED; • INDICATES COLUMN SUM														1154•	ALL		30	=	38.5	

GODHAVN MAGNETIC OBSERVATORY JULY 1953

TABLE 289 COSMIC-RAY BIHOURLY MEAN VALUES OF DEPARTURES FROM BALANCE, IN UNITS OF 0.1% OF THE TOTAL IONIZATION + 130
CORRECTED FOR BURSTS AND TO BAROMETRIC PRESSURE 760 MM HG, VALUES CENTERED AT INDICATED GMT HOURS

Day	1h	3h	5h	7h	9h	11h	13h	15h	17h	19h	21h	23h		Sum	Mean	B				Day
1	29	34	19	21	21	29	18	21	13	20	19	29		273	23					1
2	22	22	20	29	21	33	21	24	15					(207)	(23)	9				2
3										35	33	31		(99)	(33)	3				3
4	27	36	30	35	21	39	26	42	32	34	34	36		392	33					4
5	30	32	31	26	28	31	25	41	34	27	32	25		362	30					5
6	21	25	35	23	30	29	17	30	23	26	29	33		321	27					6
7	28	35	35	36	31	27	31	31	32	26	42	34		388	32					7
8	28	36	28	32	28	27	34	22	27	39	27	27		355	30					8
9	33	28	36	42	29	35	24	33	32	32	34	30		388	32					9
10	43	33	32	39	27	31	33	35	38	39	33	32		415	35					10
11	33	34	31	28	41	31	39	37	34	45	39	42		434	36					11
12	38	45	36	32	34	36	34	39	30	24	31	36		415	35					12
13	36	36	31	34	24	23	33	17	25	24	20	31		334	28					13
14	20	21	26	28	27	26	17	43	23	22	22	24		299	25					14
15	21	31	22	23	31	33	25	29	31	26	33	31		336	28					15
16	32	26	35	39	40	43	38	35	40	42	42	28		440	37					16
17	44	41	45	39	55	35	41	43	46	33	33	36		491	41					17
18	30	37	43	36	42	40	40	39	34	32	30	28		431	36					18
19	38	35	34	41	26	30	30	23	30	28	25	35		375	31					19
20	37	36	27	28	27	33	29	34	32	32	26	35		376	31					20
21	35	36	27	26	26	30	32	31	30	47	41	40		401	33					21
22	30	34	35	41	30	27	43	37	36	38	42	41		434	36					22
23	38	40	27	35	36	26	32	29	27	31				(321)	(32)	10				23
24										15	29	21		(65)	(22)	3				24
25	19	28	27	20	21	30	25	25	20	15	23	23		276	23					25
26	29	30	17	29						25	33	26		(189)	(27)	7				26
27	28	28	19	21	16	26	22	24	17	22	14	22		259	22					27
28	16									30	32	22		(100)	(25)	4				28
29	27	29	24	21	35	31	30	31	26	32	34	37		357	30					29
30	35	37	29	36	38	31	29	35						(270)	(34)	8				30
31								36	37	36	37	31		(177)	(35)	5	DAYS		MEAN	31
Sum*	707	756	708	711	690	722	686	742	685	705	705	735		8552	714•	COMPLETE	23	=	31.0	
Mean*	30.7	32.9	30.8	30.9	30.0	31.4	29.8	32.3	29.8	30.7	30.7	32.0	→	372.0	→	COMPLETE	23	=	31.0	
	*FOR COMPLETE DAYS, B = 12; B = NO. OF BIHOURLY VALUES, 12 UNLESS INDICATED; • INDICATES COLUMN SUM														945•	ALL	31	=	30.5	

GODHAVN MAGNETIC OBSERVATORY AUGUST 1953

TABLE 290 COSMIC-RAY BIHOURLY MEAN VALUES OF DEPARTURES FROM BALANCE, IN UNITS OF 0.1% OF THE TOTAL IONIZATION + 130
CORRECTED FOR BURSTS AND TO BAROMETRIC PRESSURE 760 MM HG, VALUES CENTERED AT INDICATED GMT HOURS

Day	1h	3h	5h	7h	9h	11h	13h	15h	17h	19h	21h	23h	Sum	Mean	B				Day
1	35	43	42	45	37	33	37	42	31	25	38	38	446	37					1
2	26	42	37	41	33	37	31	30	38	26	34	35	410	34					2
3	40	35	32	52	40	35	33	39	40	39	40	42	467	39					3
4	34	34	29	38	34	30	40	31	31	38	23	27	389	32					4
5	35	35	31	31	31	29	33	24	35	37	34	38	393	33					5
6	36	38	36	31	29	36	35	34	27	28	34	37	401	33					6
7	36	37	27	40	51	44	39	37	42	42	35	32	462	38					7
8	42	45	34	39	40	45	33	34	40	29	32	39	452	38					8
9	42	42	42	43	30	38	37	31	40	29	31	42	447	37					9
10	34	39	37	33	37	39	34	40	39	45	44	47	468	39					10
11	51	47	40	45	35	43	42	47	41	43	46	42	522	44					11
12	40	42	45	47	47	42	49	48	44	47	43	40	534	44					12
13	32	36	37	41	41	46	47	40			24	34	(378)	(38)	10				13
14	25	25	29	30	37	38	28	38	32	30	40	35	387	32					14
15	30	32	35	43	27	33	36	36	32	39	27	34	404	34					15
16	34	36	29	28	32	26	19	24	35	31	30	20	344	29					16
17	26	28	20	20	10	28	21	27	17	32	24	23	276	23					17
18	20	22	20	22	20	26	18	32					(180)	(22)	8				18
19																			19
20									42	32	39	27	(140)	(35)	4				20
21	31	36	44	39	35	33	37	45	30	41	34	37	442	37					21
22	39	40	37	41	41	43	42	37	41	36	42	43	482	40					22
23	35	43	41	52	38								(209)	(42)	5				23
24								28	21	32	37	30	(148)	(30)	5				24
25	24	39	33	32	36	29	37	43	29	43	28	34	407	34					25
26	36	36	39	39	36	36	32	38	25	26	38	23	404	34					26
27	22	22	27	38	37	40	31	43	33	33	35	38	399	33					27
28	35	43	41	30	33	32	36	34	34	34	34	34	420	35					28
29	21	30	26	36	30	35	35	39	33	42	27	37	391	33					29
30	32	39	37	41	38	35	40	40					(302)	(38)	8				30
31								40	34	41	27	35	(177)	(35)	5	DAYS		MEAN	31
Sum*	774	846	792	861	798	824	797	841	789	815	793	817	9747	812	COMPLETE	23	=	35.3	
Mean*	33.7	36.8	34.4	37.4	34.7	35.8	34.7	36.6	34.3	35.4	34.5	35.5	→ 423.8	→	COMPLETE	23	=	35.3	
	*FOR COMPLETE DAYS, B = 12; B = NO. OF BIHOURLY VALUES, 12 UNLESS INDICATED; • INDICATES COLUMN SUM													1052	ALL	30	=	35.1	

TABLE 291 COSMIC-RAY BIHOURLY MEAN VALUES OF DEPARTURES FROM BALANCE, IN UNITS OF 0.1% OF THE TOTAL IONIZATION +130
CORRECTED FOR BURSTS AND TO BAROMETRIC PRESSURE 760 MM HG, VALUES CENTERED AT INDICATED GMT HOURS

Day	1h	3h	5h	7h	9h	11h	13h	15h	17h	19h	21h	23h		Sum	Mean	B					Day
1	45	41	45	44	44	40	28	41	40	46	53	44		511	43						1
2	36	44	39	33	42	41	36	46	39	38	44	29		467	39						2
3	39	47	46	48	40	47	41	42	44	34	33	35		496	41						3
4	40	33	31	41	39	35	38	42	42	37	45	40		463	39						4
5	37	37	35	43	43	30	28	36	28	30	34	36		417	35						5
6	41	44	29	27	43	37	37	35	33	38	30	40		434	36						6
7	41	42	44	47	36	48	39	37	45	30	35	41		485	40						7
8	27	36	39	36	39	42	30	30	49	32	38	37		435	36						8
9	32	34	35	36	38	39	35	33	49	55	55	48		489	41						9
10	40	41	36	46	51	54	45	44	31	38	49	54		529	44						10
11	50	44	38	40	43	54	38	57	41	46	53	46		550	46						11
12	48	44	41	40	60	47	40	54	58	59	47	49		587	49						12
13	54	59	42	47	50	59	51	60	52	58	50	58		640	53						13
14	54	61	52	65	56	61	63	64	60	61	60	57		714	60						14
15	62	61	65	58	63	61	58	60	55	55	47	53		698	58						15
16	56	55	53	58	54	57	53	52	52	58	60	54		662	55						16
17	57	59	54	57	56	61	63	63	60	56	55	58		699	58						17
18	56	59	59	51	49	60	54	59	56	62	68	67		700	58						18
19	52	56	52	55	52	54	58	54	68	53	61	61		676	56						19
20	61	57	57	63	57	70	62	52	59	60	54	54		706	59						20
21	48	64	60	62	52	57	60	61	53	66	61	57		701	58						21
22	53	49	53	54	52	56	52	52	53	50	59	53		636	53						22
23	62	56	68	65	56	62	54	65						(488)	(61)	8					23
24								72	74	55	66	63		(330)	(66)	5					24
25	58	70	69	77	69	67	69	77	64	62	65	69		816	68						25
26	60	63	67	76	77	67	64	68	53	59	61	55		770	64						26
27	61	65	60											(186)	(62)	3					27
28								62	68	62	60	63		(315)	(63)	5					28
29	61	66	58	68	53	61	73	63	67	69	69	71		779	65						29
30	67	73	75	75	67	75	65	58	63	66	58	65		807	67						30
31																		DAYS		MEAN	31
Sum*	1275	1339	1274	1347	1325	1380	1280	1340	1314	1318	1344	1331		15867	1321•	COMPLETE		26	=	50.8	
Mean*	49.0	51.5	49.0	51.8	51.0	53.1	49.2	51.5	50.5	50.7	51.7	51.2	→	610.2	→	COMPLETE		26	=	50.8	
	*FOR COMPLETE DAYS, B = 12; B = NO. OF BIHOURLY VALUES, 12 UNLESS INDICATED; • INDICATES COLUMN SUM														1573	ALL		30	=	52.4	

GODHAVN MAGNETIC OBSERVATORY OCTOBER 1953

TABLE 292 COSMIC-RAY BIHOURLY MEAN VALUES OF DEPARTURES FROM BALANCE, IN UNITS OF 0.1% OF THE TOTAL IONIZATION + 130
CORRECTED FOR BURSTS AND TO BAROMETRIC PRESSURE 760 MM HG, VALUES CENTERED AT INDICATED GMT HOURS

Day	1h	3h	5h	7h	9h	11h	13h	15h	17h	19h	21h	23h	Sum	Mean	B				Day
1	53	57	67	67	59	55	62	57	60	62	57	62	718	60					1
2	60	57	54	55	61	56	64						(407)	(58)	7				2
3								72	63	68	66	68	(337)	(67)	5				3
4	63	74	74	72	75	72	67	76	77	76	75	78	879	73					4
5	84	77	77	82	77	66						79	(542)	(77)	7				5
6	74	80	76	71	76	81	80	73	78	77	69	72	907	76					6
7	71	74	73	81	71	80	72	72	77	67	72	74	884	74					7
8	66	64	71	73	74	71	74	74	66	65	79	77	854	71					8
9	75	75	76	74	81	81	78	73	74	73	59	66	885	74					9
10	77	66	68	66	65	63	63	71	75	81	62	75	832	69					10
11	69	72	71	67	62	67	60	65	71	66	70	63	803	67					11
12	63	65	60	74	54	65	70	61	56	63	69	71	771	64					12
13	58	71	57	74	64	64	66	75	62	75	71	66	803	67					13
14	57	65	61	68	67	82	69	77	75	78	75	73	847	71					14
15	72	71	74	64	67	78	69	78	74	72	66	67	852	71					15
16	72	71	68	74	70	69	73	76	73	65	71	55	837	70					16
17	74	72	87	75	74	70	73	69	69	68	62	72	865	72					17
18	73	68	69	69	72	71	71	57	66	72	74	81	843	70					18
19	75	72	78	69	75	68	70	83	82	77	77	71	897	75					19
20	78	83	72	68	64	72	76	70	70	70	72	67	862	72					20
21	70	68	69	76	76	71	68	76	68	72	67	79	860	72					21
22	74	69	76	76	74	79	77	83	95	79	87	84	953	79					22
23	83	84	83	82	86	85	82	81	80	89	83	86	1004	84					23
24	78	92	89	84	78	86	88	88	87	95	91	84	1040	87					24
25	91	87	95	82	90	83	88	93	84	78	80	77	1028	86					25
26	73	77	69	87	71	72	72	69	74	78	72	79	893	74					26
27	80	80	76	72	76	81	77	76	75	77	74	79	923	77					27
28	82	83	85	80	85	88	90	84	91	93	96	92	1049	87					28
29	79	86	83	82	84	93	90	89	82	83	79	84	1014	84					29
30	91	85	84	86	87	85	82	80	83	94	79	84	1020	85					30
31	86	76	80	85	88	83	99	89	80	77	75	77	995	83			DAYS		MEAN 31
*Sum	2057	2087	2091	2098	2065	2115	2106	2115	2104	2122	2063	2095	25118	2094	COMPLETE		28	=	74.8
*Mean	73.5	74.5	74.7	74.9	73.8	75.5	75.2	75.5	75.1	75.8	73.7	74.8	→ 897.0	→	COMPLETE		28	=	74.8
	*FOR COMPLETE DAYS, B = 12; B = NO. OF BIHOURLY VALUES, 12 UNLESS INDICATED; • INDICATES COLUMN SUM													2296•	ALL		31	=	74.1

GODHAVN MAGNETIC OBSERVATORY NOVEMBER 1953

TABLE 293 COSMIC-RAY BIHOURLY MEAN VALUES OF DEPARTURES FROM BALANCE, IN UNITS OF 0.1% OF THE TOTAL IONIZATION +130
CORRECTED FOR BURSTS AND TO BAROMETRIC PRESSURE 760 MM HG, VALUES CENTERED AT INDICATED GMT HOURS

Day	1h	3h	5h	7h	9h	11h	13h	15h	17h	19h	21h	23h	Sum	Mean	B				Day
1	70	86	83	86	89	86	93	89	95	96	94	87	1054	88					1
2	81	91	90	84	80	86	82	87	89	81	82	85	1018	85					2
3	81	85	73	92	87	82	84	87	78	92	87	89	1017	85					3
4	77	86	86	90	77	82	85	83	80	80	82	82	990	82					4
5	80	82	88	88	90	88	78	80	83	77	80	85	999	83					5
6	77	86	95	69	82	85	80	76	83	76	73	85	967	81					6
7	81	83	76	72	81	81	77	77	82	81	80	81	952	79					7
8	79	79	85	88	83	80	84	88	84	90	91	85	1016	85					8
9	87	99	96	95	91	100	105	101	96	99	109	92	1170	98					9
10	99	99	104	95	105	105	113	103	104	100	104	98	1229	102					10
11	98	100	105	100	101	102	108	96	111	95	103	106	1225	102					11
12	98	102	101	106	96	105	93	97	103	103	96	96	1196	100					12
13	92	104	97	100	103	92	93	98	106	110	97	97	1189	99					13
14	98	95	97	92	94	99	92	89	98	101	101	97	1153	96					14
15	104	90	99	100	95	91	104	104	88	99	103	96	1173	98					15
16	91	99	93	94	92	104	98	96	96	93	100	94	1150	96					16
17	101	102	93	100	89	96	93	91	99	102	93	91	1150	96					17
18	88	85	84	79	88	87	84	83	83	80	73	85	999	83					18
19	83	84	82	88	80	83	77	80					(657)	(82)	8				19
20											90	90	(180)	(90)	2				20
21	97	89											(186)	(93)	2				21
22																			22
23										96	89	85	(270)	(90)	3				23
24	95	83	89							86	82	82	(517)	(86)	6				24
25	75	81	95	83	88	75	86	87	82	80	82	83	997	83					25
26	80	80	72	78	80	76	78	79	71	70	72	76	912	76					26
27	63	68	73	72	73	82	79	78	99	84	92	92	955	80					27
28	89	90	85	82	84	81	87	87	85	87	90	77	1024	85					28
29	79	87	89	85	84	92	97	86	87	89	88	77	1040	87					29
30	84	79	88	79	79	83	81	89	81	73	82	80	978	82					30
31																DAYS		MEAN	31
Sum*	2052	2138	2147	2109	2111	2140	2154	2131	2163	2138	2154	2116	25553	213•	COMPLETE	24	=	88.8	
Mean*	85.5	89.1	89.5	87.9	88.0	89.2	89.8	88.8	90.1	89.1	89.8	88.2	→ 1065.0	→	COMPLETE	24	=	88.8	
	*FOR COMPLETE DAYS, B = 12; B = NO. OF BIHOURLY VALUES, 12 UNLESS INDICATED; • INDICATES COLUMN SUM													2572	ALL	29	=	88.7	

TABLE 294 COSMIC-RAY BIHOURLY MEAN VALUES OF DEPARTURES FROM BALANCE, IN UNITS OF 0.1% OF THE TOTAL IONIZATION + 130
CORRECTED FOR BURSTS AND TO BAROMETRIC PRESSURE 760 MM HG, VALUES CENTERED AT INDICATED GMT HOURS

Day	1h	3h	5h	7h	9h	11h	13h	15h	17h	19h	21h	23h		Sum	Mean	B				Day
1	82	77	86	84	85	84	82	91	91	90	89	94		1035	86					1
2	92	94	86	87	96	90	96	98	102	101	95	91		1128	94					2
3	85	88	86	93	85	85	79	87	88	93	98	97		1064	89					3
4	95	86	104	91	102	105	97	106	104	102	93	100		1185	99					4
5	89	96	89	100	108	111	98	99	108	98	101	99		1196	100					5
6	97	88	91	99	97	94	104	86	102	103	99	98		1158	96					6
7	93	97	93	95	97	98	94	94	107	96	100	91		1155	96					7
8	87	93	94	96	91	91	99	104	98	101	86	93		1133	94					8
9	93	95	100	106	108	104	103	96	101	99	102	104		1211	101					9
10	92	90	94	91	95	87	87	99	85	89	87	88		1084	90					10
11	80	85	83	81	85	83	88	90	84	86	75	84		1004	84					11
12	84	84	88	85	86	83	82	88	79	93	81	81		1014	84					12
13	93	84	93	87	81	82	92	91	87	80	79	82		1031	86					13
14	77	80	82	85	81	86	76	82	78	86	81	81		975	81					14
15	82	84	77	76	74	83	75	87	76	80	78	71		943	79					15
16	82	83	83	82	75	85	88	91	86	84	78	84		1001	83					16
17	94	85	79	79	81	81	87	83	80	86	83	88		1006	84					17
18	90	81	85	88	94	86	88	73	91	87	86	78		1027	86					18
19	84	88	89	82	87	83	87	91	86	89	83	87		1036	86					19
20	84	86	89	91	91	86	84	88	81	84	87	96		1047	87					20
21	102	96	88	91	89	99	95	96	88	89	98	86		1117	93					21
22	90	85	94	88	99	94	93	87	96	94	110	98		1128	94					22
23	97	93	96	103	92	97	107	114	104	110	98	94		1205	100					23
24	97	102	107	109	110	103	110	121	111	104	106	103		1283	107					24
25	104	104	100	101	112	118	115	123	112	101	117	120		1327	111					25
26	111	116	111	118	102	110	107	107	116	116	108	111		1333	111					26
27	111	113	116	108	112	96	97	106	101	98	91	97		1246	104					27
28	104	99	92	108	104	98	103	99	106	96	103	97		1209	101					28
29	109	106	104	102	100	96	102	109	103	99	100	101		1231	103					29
30	93	102	101	103	103	105	107	109	112	110	107	97		1249	104					30
31	113	108	108	100	102	109	100	108	106	104	108	106		1272	106			DAYS		MEAN 31
*Sum	2886	2868	2888	2909	2924	2912	2922	3003	2969	2948	2907	2897		35033	29.9•	COMPLETE		31	=	94.2
*Mean	93.1	92.5	93.2	93.8	94.3	93.9	94.3	96.9	95.8	95.1	93.8	93.5	→	1130.2	→	COMPLETE		31	=	94.2
	*FOR COMPLETE DAYS, B = 12; B = NO. OF BIHOURLY VALUES, 12 UNLESS INDICATED; • INDICATES COLUMN SUM														•	ALL			=	

TABLE 295

DAILY MEAN DEPARTURES FROM BALANCE, +130 (IN UNITS OF 0.1 PERCENT OF TOTAL COSMIC-RAY IONIZATION)
CORRECTED TO 760 MM HG, ON GREENWICH MEAN TIME, GODHAVN MAGNETIC OBSERVATORY 1951

Day	Jan.	Feb.	Mar.	Apr.	May	June	July	Aug.	Sept.	Oct.	Nov.	Dec.													Day
1	68	86	70	63	35	14	35[i]	15	23	32	55	65													1
2	68	87[d]	64	64	22	20	19	19		37	56[b]	63													2
3	73	96	65	68	25	19	15	23	22[h]	43	49[e]	69													3
4	75	88	64	64	30	27[i]	18	15	29[g]	50	37	64													4
5	78	86	60	61	38	19	26	19	29[d]	54	31	58													5
6	80	80	52	54	43	19[c]	31	17	22[i]	57	40[d]	58													6
7	74	74	46	55	42	11[a]	28	18	24[d]	57	49	55													7
8	78	62	34	50	45	9	19	23	13[i]	50	46	61													8
9	89	50	26[f]	56	45	14	15	25	15	57	44	66													9
10	90	66		53	44	20	16	23	16	50	42	64													10
11	81[a]	71		51	42	20	20	16	18	50	41[d]	67													11
12	80[a]	66		50	40	21	15	16	18	53	43[i]	64													12
13	80[c]	64		54	40	16	16	6	17[d]	52	41	67													13
14	69[a]	72	66[d]	47	41	13	13	8	11	50	44	72													14
15	69	83	63	45	39	0	23	8	12	56	48	65													15
16	67	84	52	47	41	-3	16	6	16	47	53	70													16
17	66	86[a]	50	47	45	-4	16	6	16	42	62	74													17
18	60		52	55	42	-6	16	10	20	49	60	72													18
19	60	60[f]	53	55	39	-13	14	14	19	51	66	74													19
20	60	71[f]	63	61	36	-1	11	19	21	44	65	83													20
21	62	69	66	56	35	-1	13	22	26	49	63	90													21
22	59	58	60	57	27	0	11	19	29	53	56	94													22
23	72	66	57	56	24	0	10	22	32	60	53	102													23
24	74	66[d]	59	46	15	6	14	26	29	65	65	98[c]													24
25	82	58[i]	57[b]	44	15	9	17	22	28	62	75	100[f]													25
26	83	66	55[d]	48	18	7	18	24	27	58	83	101[c]													26
27	70	73	56	51	17	12	18	25	25[d]	57	71	99													27
28	44	70	56	49	22	18	6	21	33[i]	53	64	84													28
29	79		60	49	16	21	8	18	35	44	66	87													29
30	84		59	47	21	28[c]	11	20	36	43	62	77													30
31	86		56		19		12	25		52		75													31
Mean	73.9	72.5	56.3	53.4	32.4	10.5	16.8	17.7	22.8	50.9	54.3	75.4													
	366	290	302	360	372	344	363	372	290	372	336	356	No of Bihours												

LETTERS a TO k INDICATE THE NUMBER OF MISSING BIHOURLY VALUES 1 TO 11, RESPECTIVELY

TABLE 296 DAILY MEAN DEPARTURES FROM BALANCE, +130 (IN UNITS OF 0.1 PERCENT OF TOTAL COSMIC-RAY IONIZATION)
CORRECTED TO 760 MM HG, ON GREENWICH MEAN TIME, GODHAVN MAGNETIC OBSERVATORY, 1952

Day	Jan.	Feb.	Mar.	Apr.	May	June	July	Aug.	Sept.	Oct.	Nov.	Dec.													Day
1	80	85	21	60	32	23[a]	32	17	48	59[b]	75[c]	61													1
2	75	86	27	64	25		24[b]	20[d]	37	55	75	58													2
3	83	90	32	64	19		23[i]	17	38[f]	52	78	58													3
4	97	93	30	63	18	36[i]	24[d]	16[f]	22[i]	45	84	61													4
5	99	89	31	63	22	39[b]	22	18	28	45	76	62													5
6	99	74	26	63	24	37[c]	20[f]	19[d]	34	57	73	59													6
7	93	53	24	65	27	33	20[b]	17	46	63	67	58													7
8	82	47	41	64	22	26[k]	22	20[d]	46	65	66	55													8
9	85	46	42	70	25		25	26[c]	46	63[a]	63	62													9
10	82	38	46	76	30		18[d]		46		65	65													10
11	97	38	47	73	29		22		48		70	63													11
12	105[d]	41	47	65	24		26[e]		48		72	62													12
13	107	42	47	51	22[d]	22	20[d]		40	69[i]	64	63													13
14	105	43	49	53	36[i]	22[d]	29	39[k]	35	64	53	75													14
15	103	43	59	50	43		29[d]	31	34	64	46	78													15
16	94	50	64	41	51	23[i]	35[g]	41	19	60	56	78													16
17	90	53	58	42	56	29		41[a]	22	56	60	79													17
18	91	50	68	51	49	29	32[i]	36	31	57	55[c]	83													18
19	84	53	70[d]	52[b]	50	28[f]	28[c]	34	42	56	44	79													19
20	76	52		52	50	25[i]	31	36	47	54	39	78													20
21	76	60	75[f]	48	47	27	34	34	53	61	36	77													21
22	62	58	74	44	42	37[g]	36	28	56	52	34	79													22
23	49	58	67	39	44	34[i]	31[c]	32[b]	58	51	47	83													23
24	48	62	64	44	47	30[d]	27	34[b]	59	54[a]	49	78													24
25	54	60	64	43	46	33[d]	23[d]	37[i]	63	56[d]	55	73													25
26	64	51	57	40	36	24[g]	24[b]	36	56		50	65													26
27	75	44	48	43	20	23	21	35[f]	49	66[f]	54[i]	66													27
28	80	32	42	45	20	22[d]	24	46	45	70	55[k]	66													28
29	90	24	47	40	13		20	45	52	72	57[i]	61													29
30	97[i]		54	33	10	30[i]	21	41	58	71	62	56													30
31	85[i]		60		15		19	40		72		56													31
Mean	86.9	55.7	49.4	53.4	32.1	28.7	25.4	31.0	43.5	59.6	59.3	67.6													
	354	348	346	358	359	162	293	272	345	297	329	372	No. of Bihours												

LETTERS a TO k INDICATE THE NUMBER OF MISSING BIHOURLY VALUES 1 TO 11, RESPECTIVELY

TABLE 297

DAILY MEAN DEPARTURES FROM BALANCE, +130 (IN UNITS OF 0.1 PERCENT OF TOTAL COSMIC-RAY IONIZATION)
CORRECTED TO 760 MM HG, ON GREENWICH MEAN TIME, GODHAVN MAGNETIC OBSERVATORY, 1953

Day	Jan.	Feb.	Mar.	Apr.	May	June	July	Aug.	Sept.	Oct.	Nov.	Dec.													Day
1	68	77	74	56[i]	46[i]	34	23	37	43	60	88	86													1
2	73	73[a]	70	54	58	30[d]	23[c]	34	39	58[e]	85	94													2
3	76	61	74	59	60	28	33[i]	39	41	67[g]	85	89													3
4	73	64	82	57	57	29	33	32	39	73	82	99													4
5	60	70	84	52	57	31	30	33	35	77[e]	83	100													5
6	60	76	89	56	54	37	27	33	36	76	81	96													6
7	61	79	94	59	45	38	32	38	40	74	79	96													7
8	61	82	93	58	44	41[d]	30	38	36	71	85	94													8
9	62	78[d]	90	56	39	44[d]	32	37	41	74	98	101													9
10	74[d]		88	58	34	39[g]	35	39	44	69	102	90													10
11	81	67[i]	91	57	30	47	36	44	46	67	102	84													11
12	83[d]	64	95	58	30	44[h]	35	44	49	64	100	84													12
13		63	94	55	32	49	28	38[b]	53	67	99	86													13
14	89[i]	62	93	54	38	50	25	32	60	71	96	81													14
15	85	59	89	52	42	48[k]	28	34	58	71	98	79													15
16	80[f]	58	87	42	46	45[i]	37	29	55	70	96	83													16
17		64	76	40	45	48	41	23	58	72	96	84													17
18	73[i]	65	79	42	44	40	36	22[d]	58	70	83	86													18
19	73	71	48	48	47[g]	40	31		56	75	82[d]	86													19
20	64[f]	82	75	54	42	47	31	35[h]	59	72	90[f]	87													20
21	67[e]	88	74	46	35[h]	41	33	37	58	72	93[f]	93													21
22	74	94	80	42	40[a]	41	36	40	53	79		94													22
23	82	95	78	43	37	43	32[b]	42[g]	61[d]	84	90[i]	100													23
24	82	101	75	39	25	33	22[i]	30[g]	66[g]	87	86[f]	107													24
25	88	97	70	38	29	29	23	34	68	86	83	111													25
26	89	94	78	35	35	31	27[e]	34	64	74	76	111													26
27	87	92	80[f]	35	37	32	22	33	62[i]	77	80	104													27
28	83	85		41	43	37	25[h]	35	63[g]	87	85	101													28
29	78			46	45	32	30	33	65	84	87	103													29
30	74		67[f]	54	44	26	34[d]	38[d]	67	85	82	104													30
31	80		68[h]		35[g]		35[g]	35[g]		83		106													31
Mean	75.2	76.3	81.6	49.5	41.8	38.5	30.5	35.1	52.4	74.1	88.7	94.2													
	301	310	320	348	340	313	325	321	333	355	309	372	No. of Bihours												

LETTERS a TO k INDICATE THE NUMBER OF MISSING BIHOURLY VALUES 1 TO 11, RESPECTIVELY

TABLE 298

DIURNAL VARIATION IN DEPARTURES FROM BALANCE, +1300 (IN UNITS OF 0.01 PERCENT OF TOTAL COSMIC-RAY IONIZATION) CORRECTED TO 760 MM HG, ON GREENWICH MEAN TIME, FOR DAYS WITH COMPLETE RECORDS: BY MONTHS, SEASONS, AND YEAR, GODHAVN MAGNETIC OBSERVATORY, 1951

	1h	3h	5h	7h	9h	11h	13h	15h	17h	19h	21h	23h	Mean	No. of complete days
Jan.	707	707	696	722	724	744	729	752	749	764	761	743	733	27
Feb.	726	732	720	728	727	731	716	748	731	728	733	726	729	21
Mar.	560	559	556	579	591	560	567	589	594	567	571	571	572	23
Apr.	517	532	523	521	550	536	520	565	551	544	530	539	536	30
May	310	331	300	318	319	308	331	349	330	339	336	313	324	31
June	66	85	87	77	84	82	75	114	100	123	98	80	89	26
July	163	161	161	167	163	154	156	186	144	164	168	153	162	30
Aug.	162	182	157	179	173	185	179	198	163	179	185	180	177	31
Sept.	208	224	218	230	223	226	196	240	233	236	218	234	224	20
Oct.	498	520	493	507	508	507	503	526	496	524	507	509	508	31
Nov.	528	554	560	544	543	573	562	598	569	580	567	554	561	25
Dec.	717	723	728	708	703	741	735	730	756	744	735	722	728	28
I	670	679	676	676	674	697	686	707	701	704	699	686	688	101
II	446	459	448	459	468	457	446	480	468	468	456	463	460	104
III	175	190	176	185	185	182	185	212	184	201	197	182	188	118
Year	430	443	433	440	442	445	439	466	451	458	451	444	445	323

TABLE 299

DIURNAL VARIATION IN DEPARTURES FROM BALANCE, +1300 (IN UNITS OF 0.01 PERCENT OF TOTAL COSMIC-RAY IONIZATION) CORRECTED TO 760 MM HG, ON GREENWICH MEAN TIME, FOR DAYS WITH COMPLETE RECORDS; BY MONTHS, SEASONS, AND YEAR, GODHAVN MAGNETIC OBSERVATORY, 1952

	1h	3h	5h	7h	9h	11h	13h	15h	17h	19h	21h	23h	Mean	No. of complete days
Jan.	826	824	817	822	824	836	840	832	825	843	838	814	828	28
Feb.	532	561	564	559	560	563	550	579	563	560	556	542	557	29
Mar.	449	480	465	471	462	485	478	496	481	491	501	474	478	28
Apr.	504	551	525	531	544	534	528	549	539	531	540	533	534	29
May	312	323	299	322	306	349	314	345	323	328	323	333	323	29
June	267	260	277	283	275	288	267	255	278	273	250	293	272	6
July	265	247	261	262	282	258	255	255	236	244	239	273	256	15
Aug.	306	331	317	347	332	330	316	314	323	341	319	319	325	16
Sept.	417	434	449	454	419	451	446	452	455	459	451	450	445	28
Oct.	585	582	590	593	590	603	580	594	582	607	589	601	591	21
Nov.	588	585	601	587	570	598	598	608	584	622	588	582	593	25
Dec.	654	658	667	672	675	686	670	686	700	682	674	690	676	31
I	650	657	662	660	657	671	664	676	668	677	664	657	664	113
II	489	512	507	512	504	518	508	523	514	522	520	514	512	106
III	288	290	288	304	299	306	288	292	290	296	283	304	294	66
Year	476	486	486	492	487	498	487	497	491	498	489	492	490	285

TABLE 300

DIURNAL VARIATION IN DEPARTURES FROM BALANCE, +1300 (IN UNITS OF 0.01 PERCENT OF TOTAL COSMIC-RAY IONIZATION) CORRECTED TO 760 MM HG, ON GREENWICH MEAN TIME, FOR DAYS WITH COMPLETE RECORDS; BY MONTHS, SEASONS, AND YEAR, GODHAVN MAGNETIC OBSERVATORY, 1953

	1h	3h	5h	7h	9h	11h	13h	15h	17h	19h	21h	23h	Mean	No. of complete days
Jan.	720	753	740	736	736	749	763	765	770	769	736	755	749	22
Feb.	742	758	749	770	758	776	778	790	793	789	765	751	768	24
Mar.	799	835	839	827	824	820	835	843	845	833	818	807	827	26
Apr.	488	484	491	482	482	506	490	515	505	489	474	495	492	28
May	408	421	411	427	410	410	428	445	419	413	428	427	421	26
June	364	385	362	377	370	374	363	385	383	353	400	377	374	23
July	307	329	308	309	300	314	298	323	298	307	307	320	310	23
Aug.	337	368	344	374	347	358	347	366	343	354	345	355	353	23
Sept.	490	515	490	518	510	531	492	515	505	507	517	512	508	26
Oct.	735	745	747	749	738	755	752	755	751	758	737	748	748	28
Nov.	855	891	895	879	880	892	898	888	901	891	898	882	888	24
Dec.	931	925	932	938	943	939	943	969	958	951	938	935	942	31
I	812	832	829	831	829	839	846	853	856	850	834	831	837	101
II	628	645	642	644	638	653	642	657	652	647	636	640	644	108
III	354	376	356	372	357	364	359	380	361	357	370	370	364	95
Year	598	618	609	616	608	619	616	630	623	618	613	614	615	304